

RIXOS

DUBAI ISLANDS  
HOTEL & RESIDENCES

NAKHEEL

FLOORPLANS | APARTMENT RESIDENCES

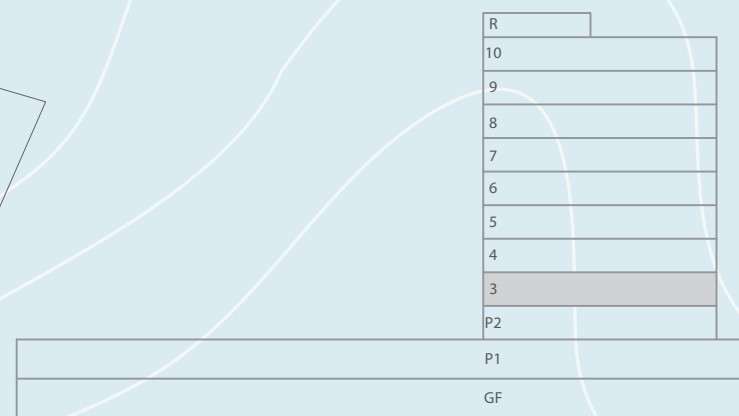
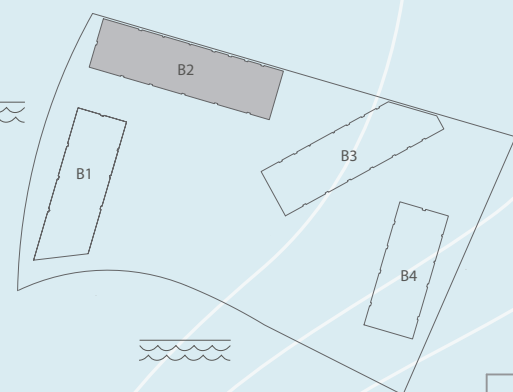


BEACH RESIDENCES DUBAI ISLANDS

B2 LEVEL 03

KEY PLAN

ELEVATION



DISCLAIMER: All measurements, dimensions, coordinates and drawings, given as the Floor Plans in the literature are approximate and provided only for the purpose of marketing, illustration, information and general guidance as such drawings are not to scale. All the rooms, sizes, locations, orientations, dimensions, fixtures, fittings, finishes and specifications (including materials for, placement, size of rooms, windows, doors, balcony, furniture's inbuilt wardrobe etc.) provided in the floor plans may vary as the same have been taken from concept designs prior the actual development/construction and therefore their accuracy in relation to actual construction cannot be confirmed. Hence, we make no guarantee, warranty or representation as to the accuracy and completeness of the floor plan information as changes may be made during the development process, without notice. Always refer to latest IFC design available in the sales office for the most accurate representation of all construction details.



# B2

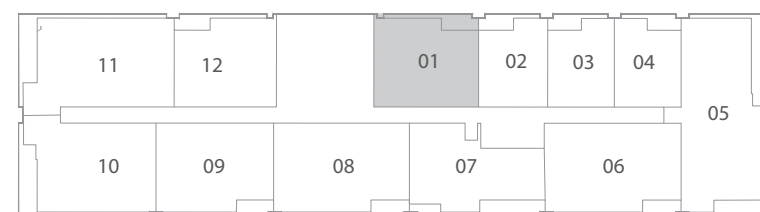
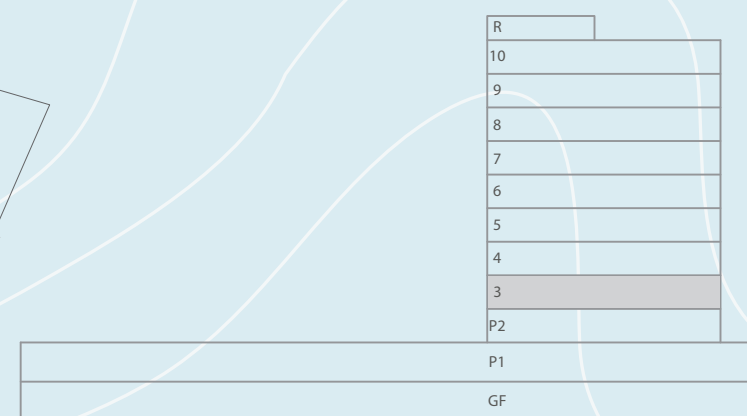
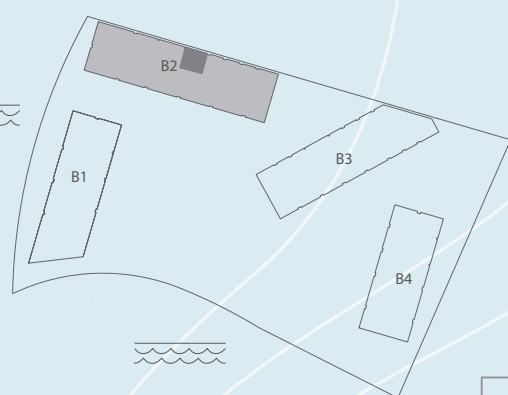
## 2 BEDROOM

LEVEL 03 UNIT 01

SUITE AREA	1,385	SQ.FT	128.67	SQ.M.
BALCONY AREA	134	SQ.FT	12.46	SQ.M.
TOTAL AREA	1,519	SQ.FT	141.13	SQ.M.

KEY PLAN

ELEVATION



THIRD FLOOR PLAN



DISCLAIMER: All measurements, dimensions, coordinates and drawings, given as the Floor Plans in the literature are approximate and provided only for the purpose of marketing, illustration, information and general guidance as such drawings are not to scale. All the rooms, sizes, locations, orientations, dimensions, fixtures, fittings, finishes and specifications (including materials for, placement, size of rooms, windows, doors, balcony, furniture's inbuilt wardrobe etc.) provided in the floor plans may vary as the same have been taken from concept designs prior the actual development/construction and therefore their accuracy in relation to actual construction cannot be confirmed. Hence, we make no guarantee, warranty or representation as to the accuracy and completeness of the floor plan information as changes may be made during the development process, without notice. Always refer to latest IFC design available in the sales office for the most accurate representation of all construction details.



# B2

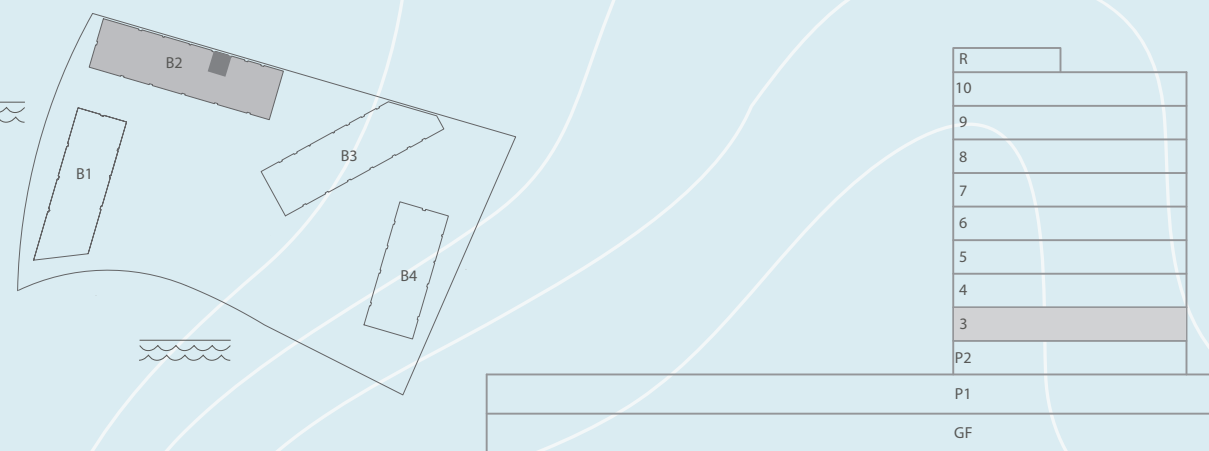
## 1 BEDROOM

LEVEL 03 UNIT 02

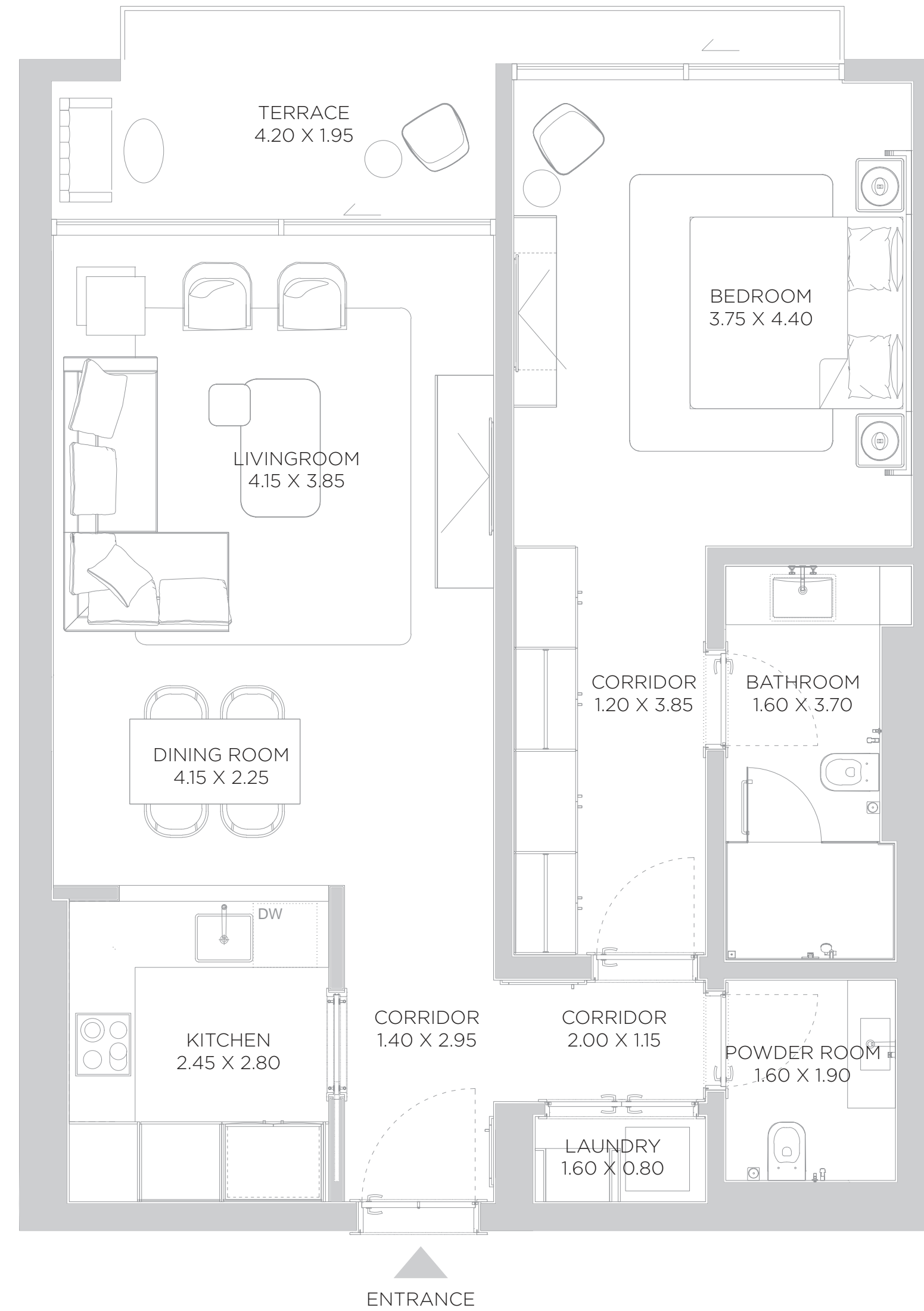
SUITE AREA	891	SQ.FT	82.81	SQ.M.
BALCONY AREA	109	SQ.FT	10.08	SQ.M.
TOTAL AREA	1,000	SQ.FT	92.89	SQ.M.

KEY PLAN

ELEVATION



THIRD FLOOR PLAN



DISCLAIMER: All measurements, dimensions, coordinates and drawings, given as the Floor Plans in the literature are approximate and provided only for the purpose of marketing, illustration, information and general guidance as such drawings are not to scale. All the rooms, sizes, locations, orientations, dimensions, fixtures, fittings, finishes and specifications (including materials for, placement, size of rooms, windows, doors, balcony, furniture's inbuilt wardrobe etc.) provided in the floor plans may vary as the same have been taken from concept designs prior the actual development/construction and therefore their accuracy in relation to actual construction cannot be confirmed. Hence, we make no guarantee, warranty or representation as to the accuracy and completeness of the floor plan information as changes may be made during the development process, without notice. Always refer to latest IFC design available in the sales office for the most accurate representation of all construction details.



# B2

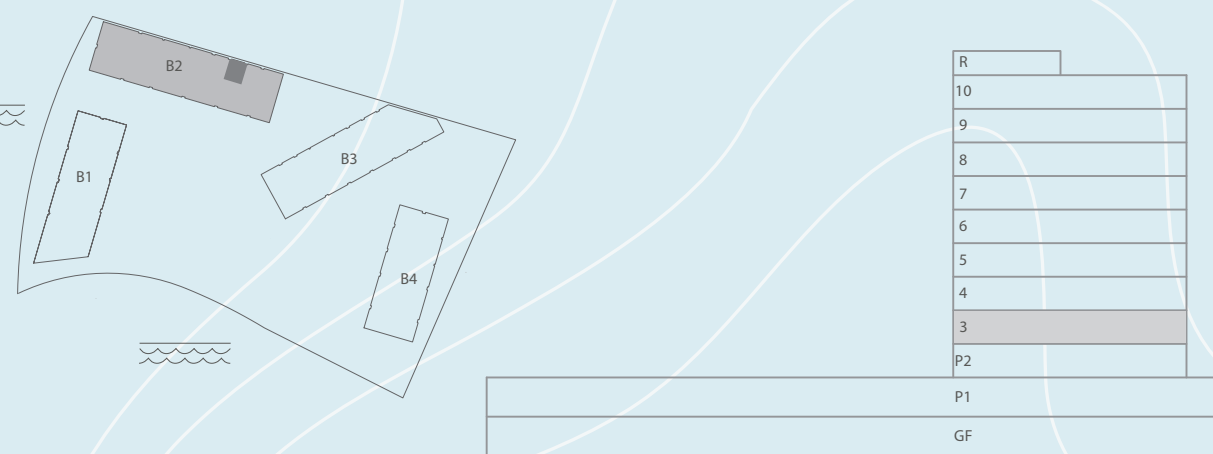
## 1 BEDROOM

LEVEL 03 UNIT 03

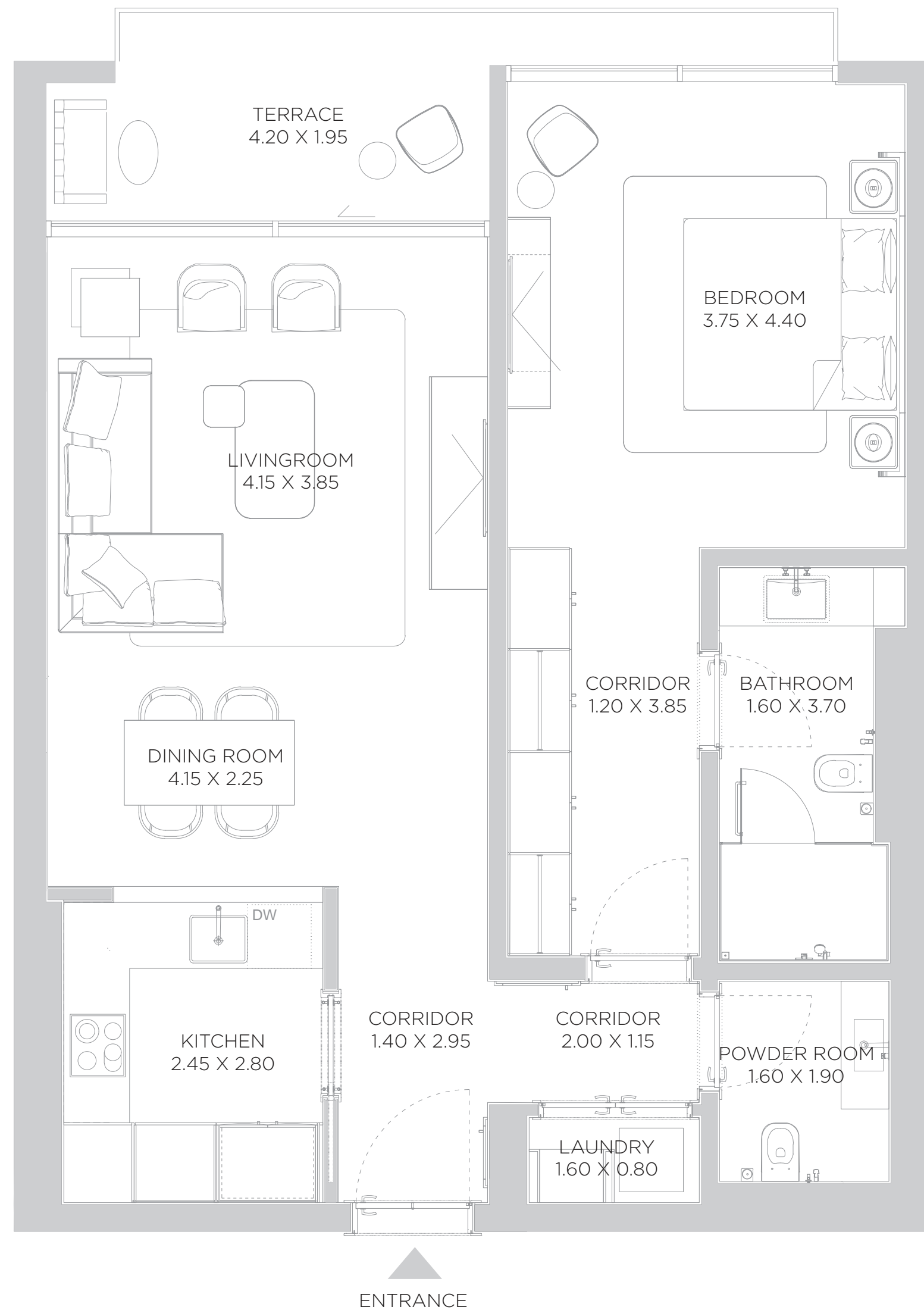
SUITE AREA	891	SQ.FT	82.80	SQ.M.
BALCONY AREA	109	SQ.FT	10.08	SQ.M.
TOTAL AREA	1,000	SQ.FT	92.88	SQ.M.

KEY PLAN

ELEVATION



THIRD FLOOR PLAN



DISCLAIMER: All measurements, dimensions, coordinates and drawings, given as the Floor Plans in the literature are approximate and provided only for the purpose of marketing, illustration, information and general guidance as such drawings are not to scale. All the rooms, sizes, locations, orientations, dimensions, fixtures, fittings, finishes and specifications (including materials for, placement, size of rooms, windows, doors, balcony, furniture's inbuilt wardrobe etc.) provided in the floor plans may vary as the same have been taken from concept designs prior the actual development/construction and therefore their accuracy in relation to actual construction cannot be confirmed. Hence, we make no guarantee, warranty or representation as to the accuracy and completeness of the floor plan information as changes may be made during the development process, without notice. Always refer to latest IFC design available in the sales office for the most accurate representation of all construction details.



# B2

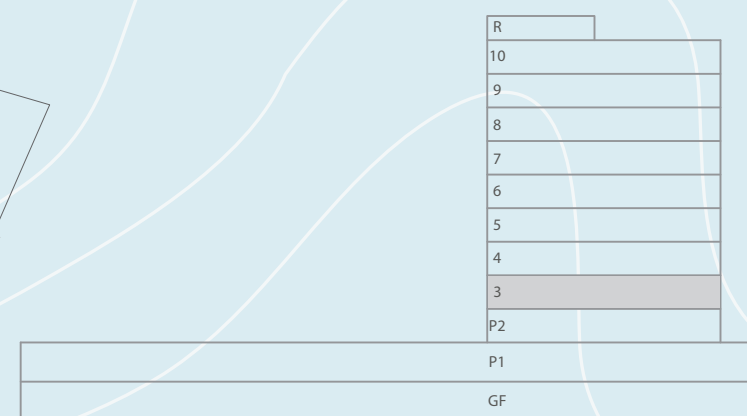
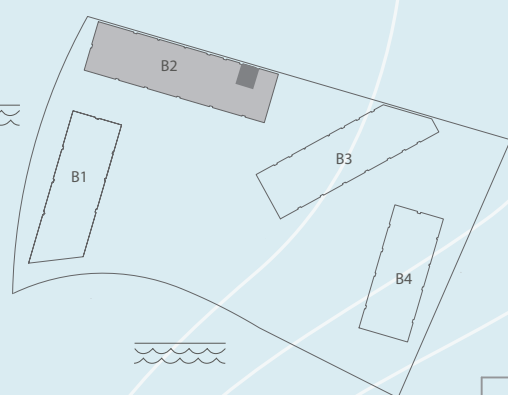
## 1 BEDROOM

LEVEL 03 UNIT 04

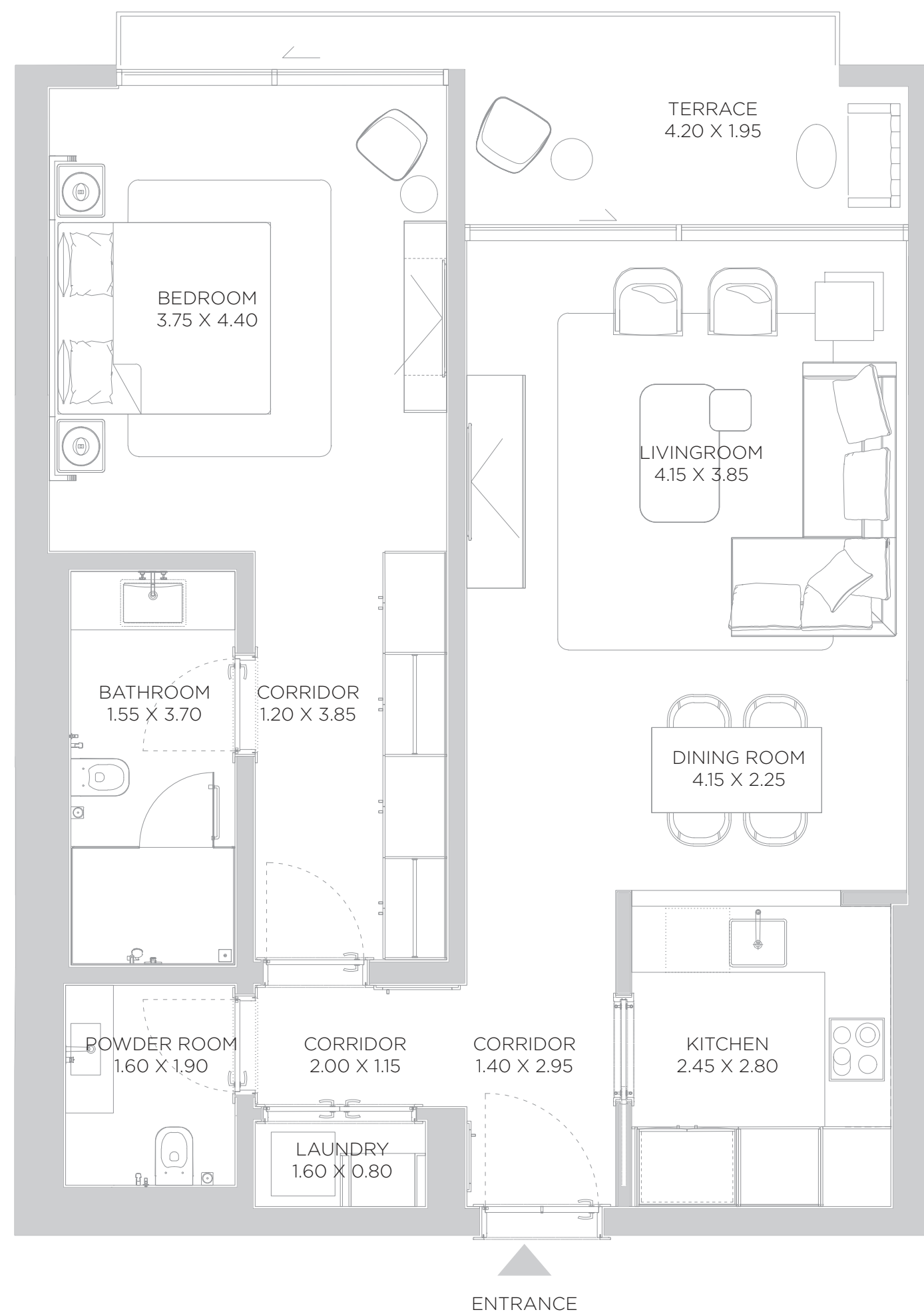
SUITE AREA	893	SQ.FT	82.99	SQ.M.
BALCONY AREA	110	SQ.FT	10.18	SQ.M.
TOTAL AREA	1,003	SQ.FT	93.17	SQ.M.

KEY PLAN

ELEVATION



THIRD FLOOR PLAN





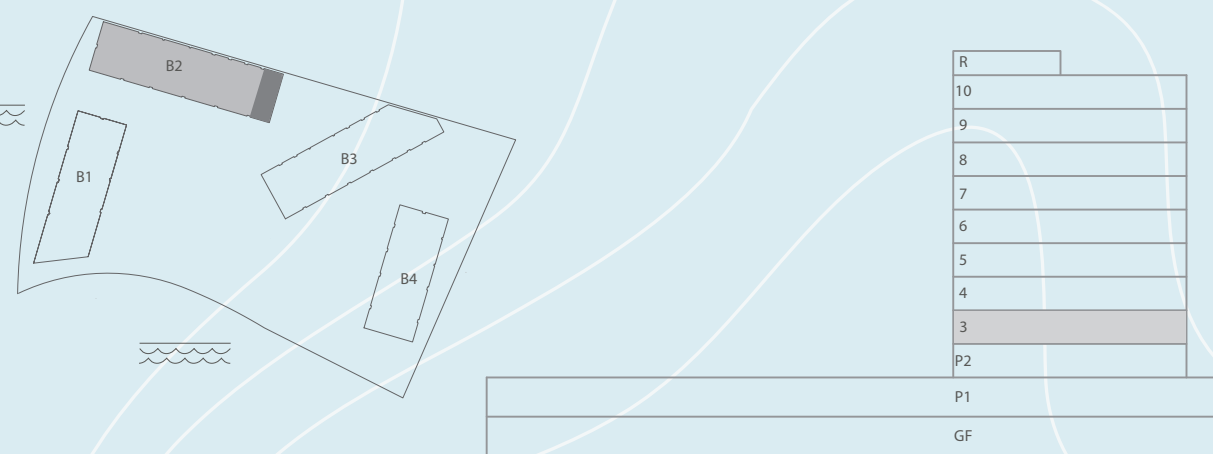
# B2

**3 BEDROOM**  
LEVEL 03 UNIT 05

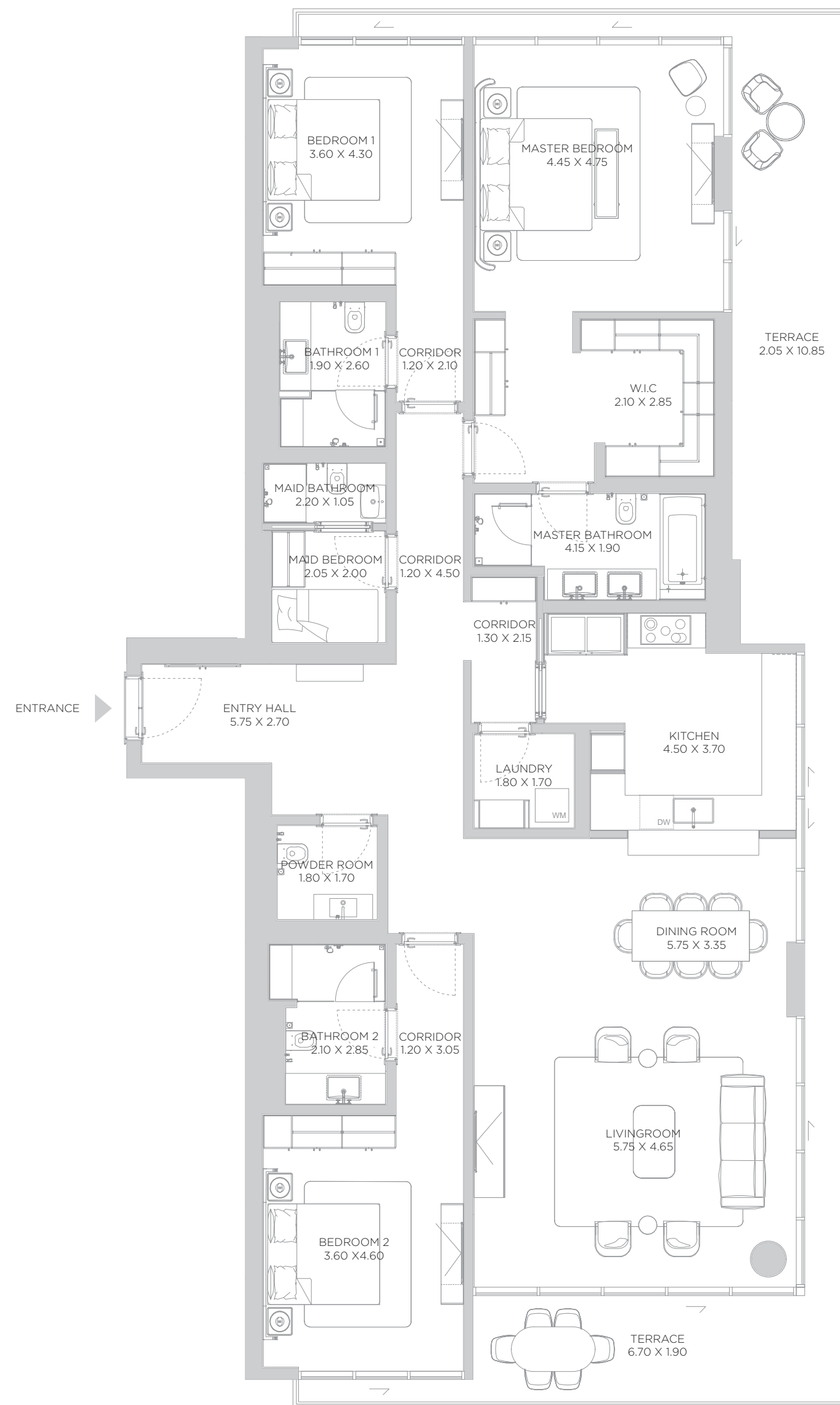
SUITE AREA	2,303	SQ.FT	214.00	SQ.M.
BALCONY AREA	554	SQ.FT	51.43	SQ.M.
TOTAL AREA	2,857	SQ.FT	265.43	SQ.M.

KEY PLAN

ELEVATION



THIRD FLOOR PLAN



DISCLAIMER: All measurements, dimensions, coordinates and drawings, given as the Floor Plans in the literature are approximate and provided only for the purpose of marketing, illustration, information and general guidance as such drawings are not to scale. All the rooms, sizes, locations, orientations, dimensions, fixtures, fittings, finishes and specifications (including materials for, placement, size of rooms, windows, doors, balcony, furniture's inbuilt wardrobe etc.) provided in the floor plans may vary as the same have been taken from concept designs prior the actual development/construction and therefore their accuracy in relation to actual construction cannot be confirmed. Hence, we make no guarantee, warranty or representation as to the accuracy and completeness of the floor plan information as changes may be made during the development process, without notice. Always refer to latest IFC design available in the sales office for the most accurate representation of all construction details.



# B2

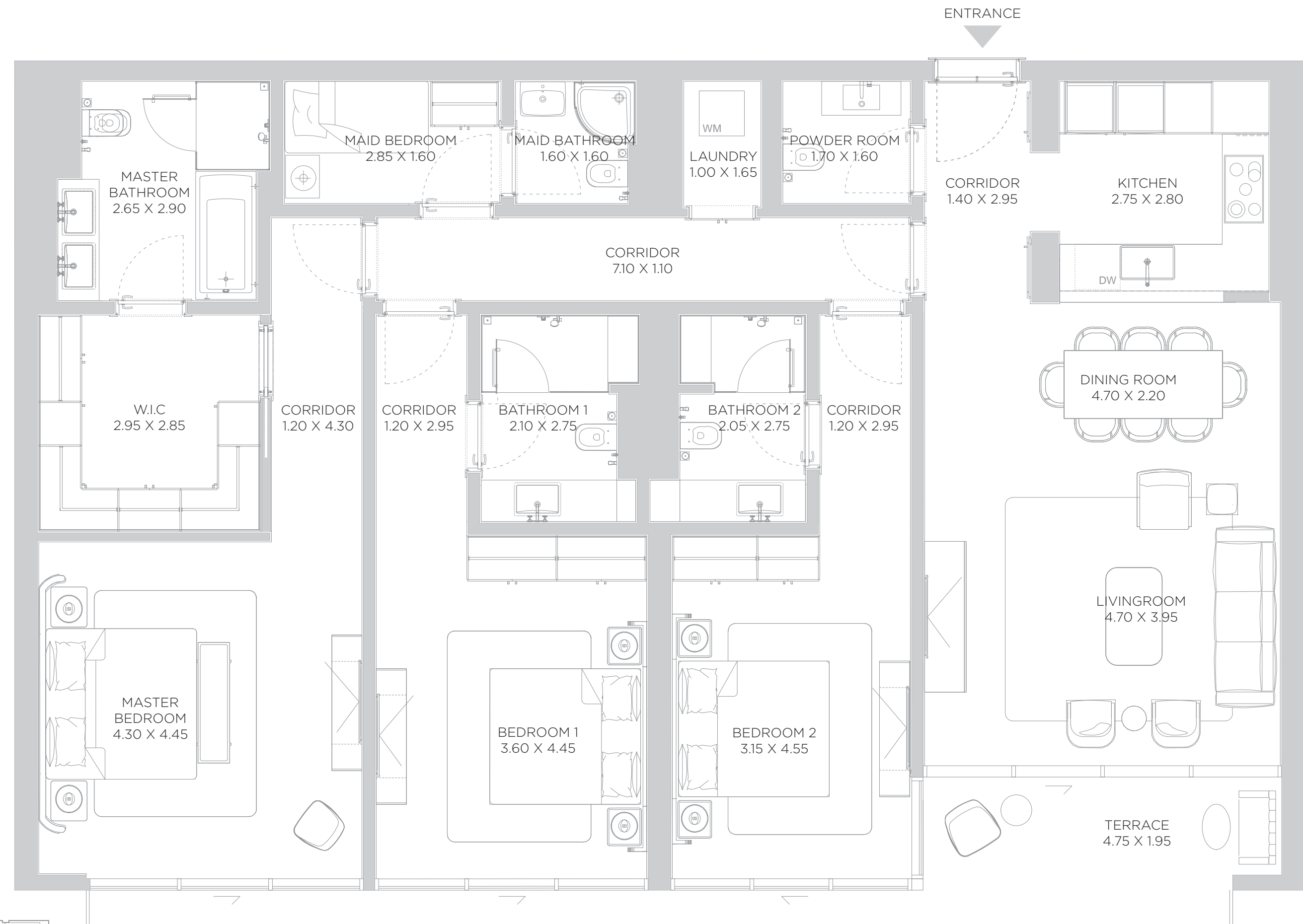
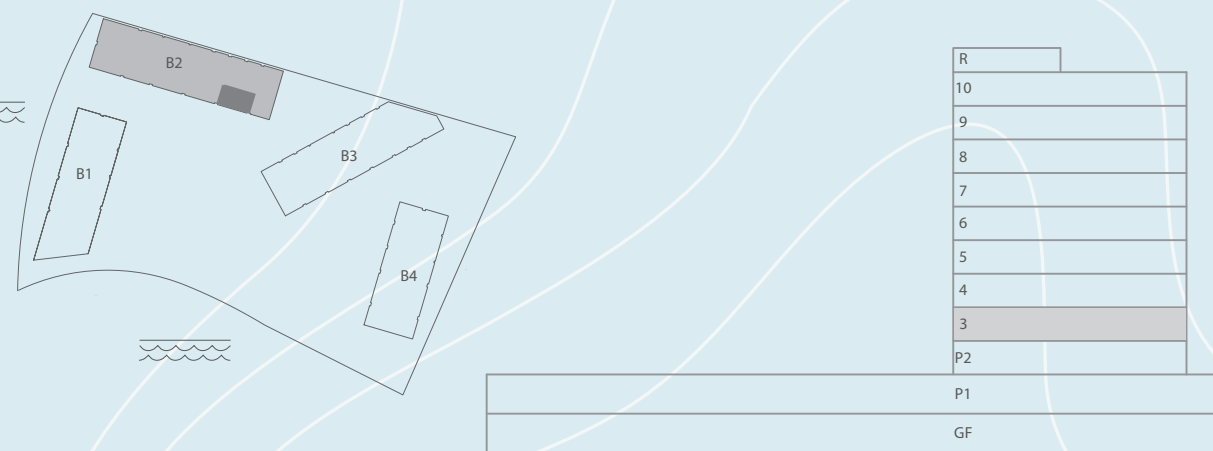
## 3 BEDROOM

LEVEL 03 UNIT 06

SUITE AREA	1,853	SQ.FT	172.12	SQ.M.
BALCONY AREA	163	SQ.FT	15.19	SQ.M.
TOTAL AREA	2,016	SQ.FT	187.31	SQ.M.

KEY PLAN

ELEVATION



THIRD FLOOR PLAN

DISCLAIMER: All measurements, dimensions, coordinates and drawings, given as the Floor Plans in the literature are approximate and provided only for the purpose of marketing, illustration, information and general guidance as such drawings are not to scale. All the rooms, sizes, locations, orientations, dimensions, fixtures, fittings, finishes and specifications (including materials for, placement, size of rooms, windows, doors, balcony, furniture's inbuilt wardrobe etc.) provided in the floor plans may vary as the same have been taken from concept designs prior to the actual development/construction and therefore their accuracy in relation to actual construction cannot be confirmed. Hence, we make no guarantee, warranty or representation as to the accuracy and completeness of the floor plan information as changes may be made during the development process, without notice. Always refer to latest IFC design available in the sales office for the most accurate representation of all construction details.



# B2

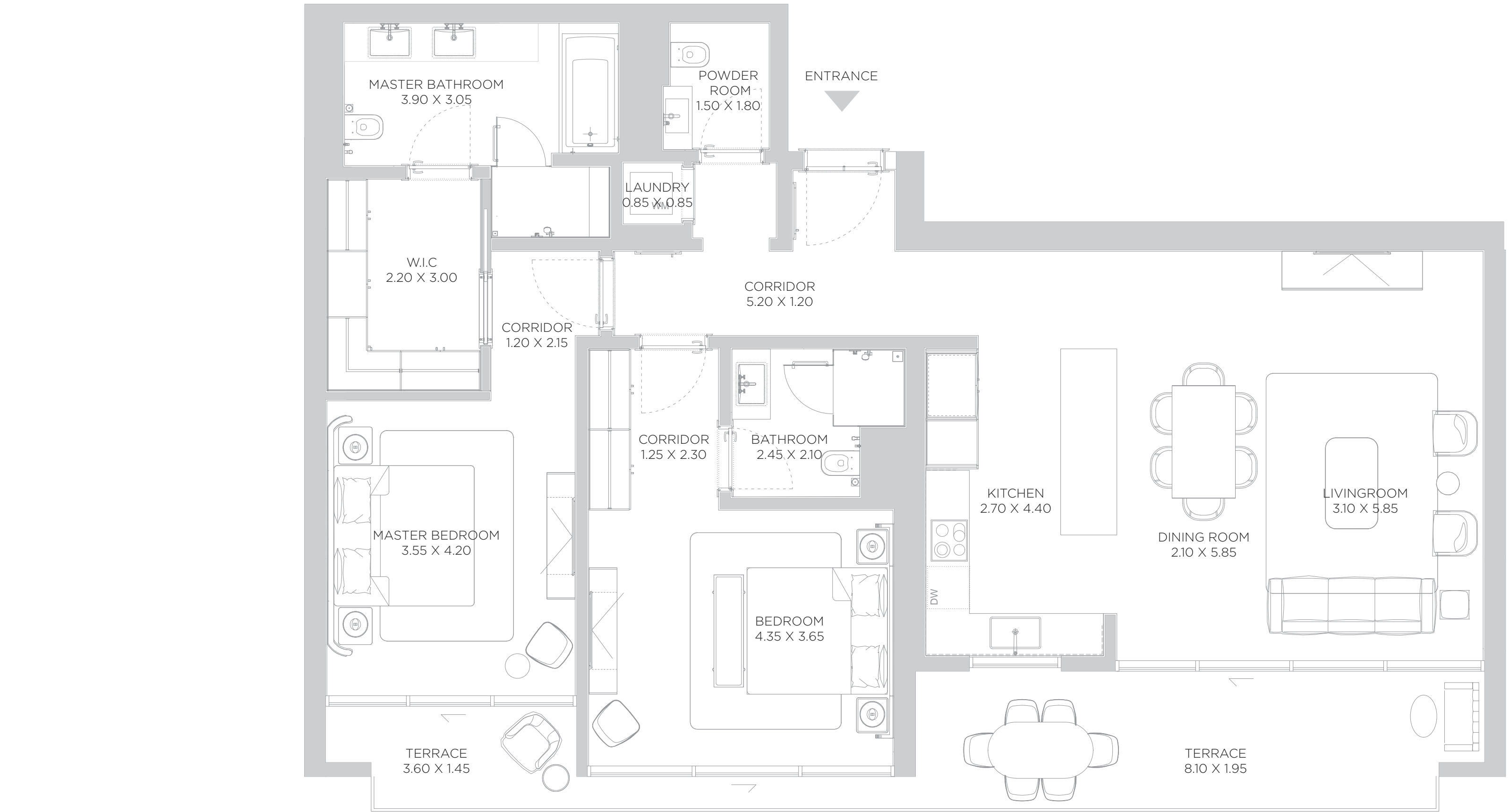
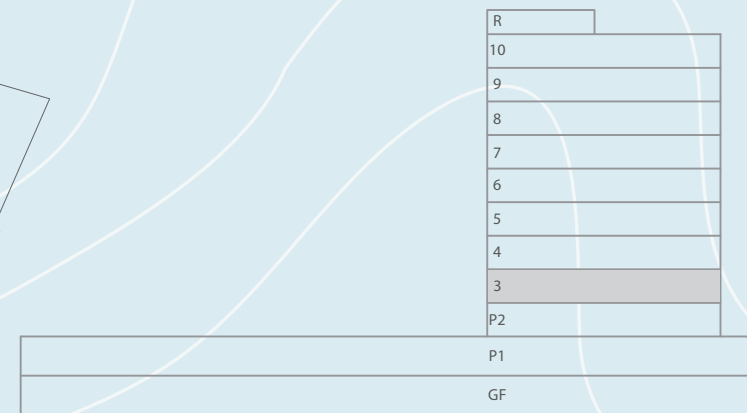
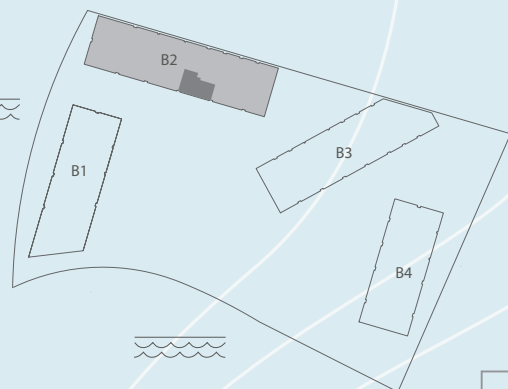
## 2 BEDROOM

LEVEL 03 UNIT 07

SUITE AREA	1,435	SQ.FT	133.35	SQ.M.
BALCONY AREA	259	SQ.FT	24.07	SQ.M.
TOTAL AREA	1,694	SQ.FT	157.42	SQ.M.

KEY PLAN

ELEVATION



THIRD FLOOR PLAN

DISCLAIMER: All measurements, dimensions, coordinates and drawings, given as the Floor Plans in the literature are approximate and provided only for the purpose of marketing, illustration, information and general guidance as such drawings are not to scale. All the rooms, sizes, locations, orientations, dimensions, fixtures, fittings, finishes and specifications (including materials for, placement, size of rooms, windows, doors, balcony, furniture's inbuilt wardrobe etc.) provided in the floor plans may vary as the same have been taken from concept designs prior the actual development/construction and therefore their accuracy in relation to actual construction cannot be confirmed. Hence, we make no guarantee, warranty or representation as to the accuracy and completeness of the floor plan information as changes may be made during the development process, without notice. Always refer to latest IFC design available in the sales office for the most accurate representation of all construction details.



# B2

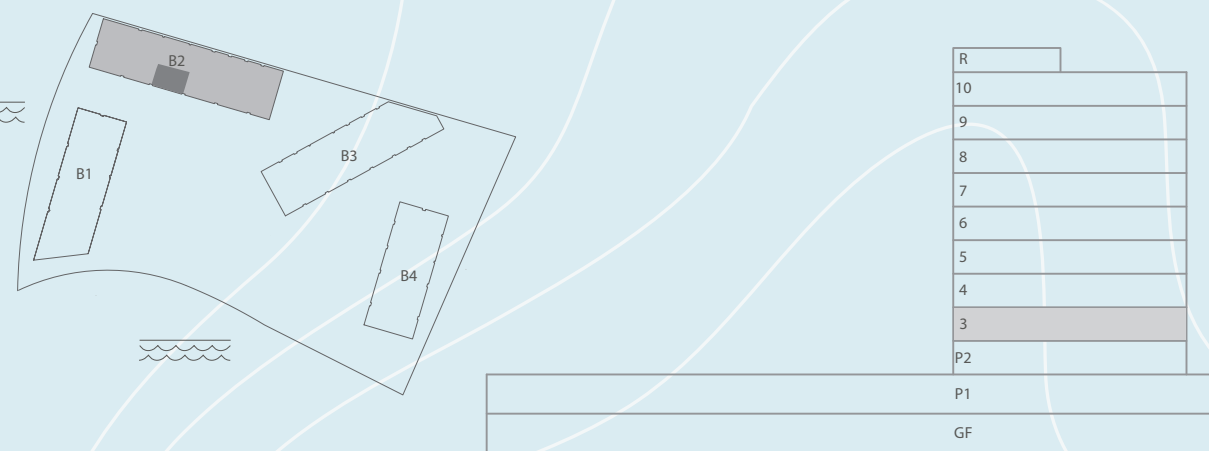
## 3 BEDROOM

LEVEL 03 UNIT 08

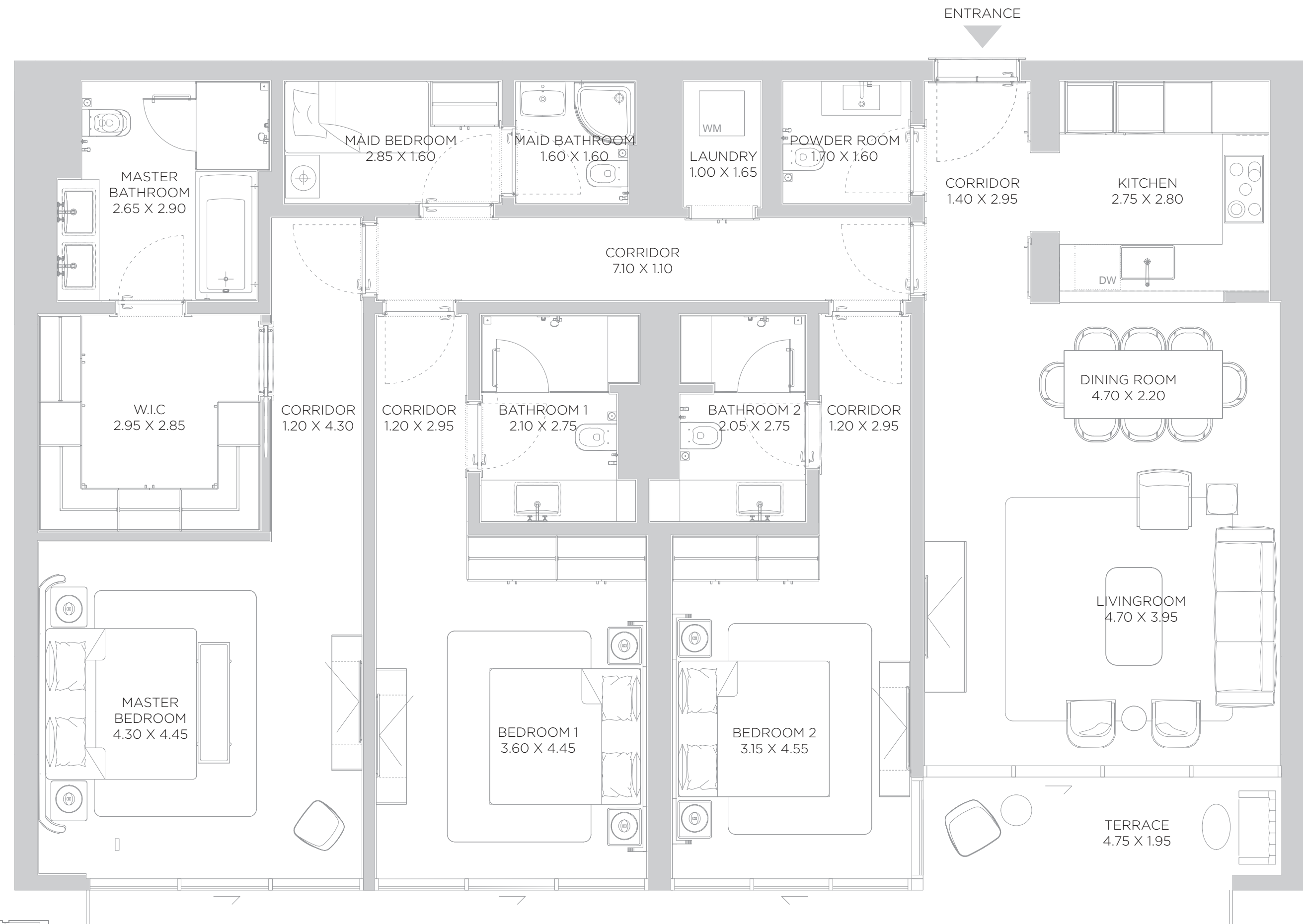
SUITE AREA	1,857	SQ.FT	172.52	SQ.M.
BALCONY AREA	161	SQ.FT	14.96	SQ.M.
TOTAL AREA	2,018	SQ.FT	187.48	SQ.M.

KEY PLAN

ELEVATION



THIRD FLOOR PLAN





# B2

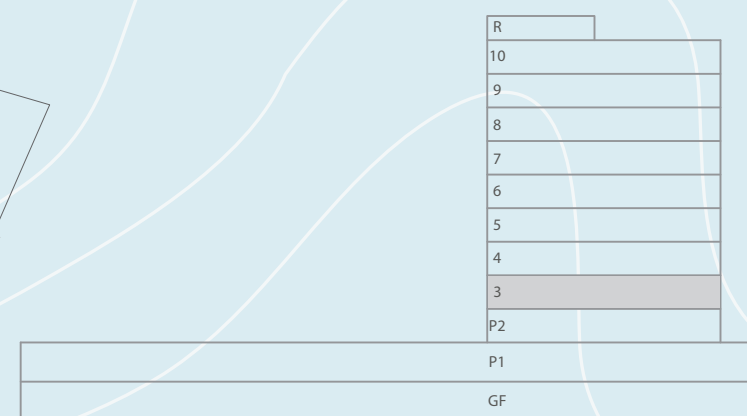
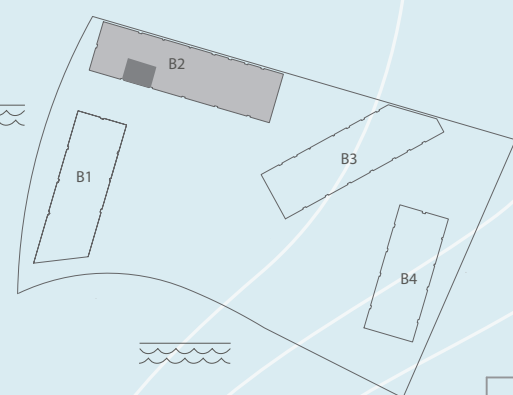
## 2 BEDROOM

LEVEL 03 UNIT 09

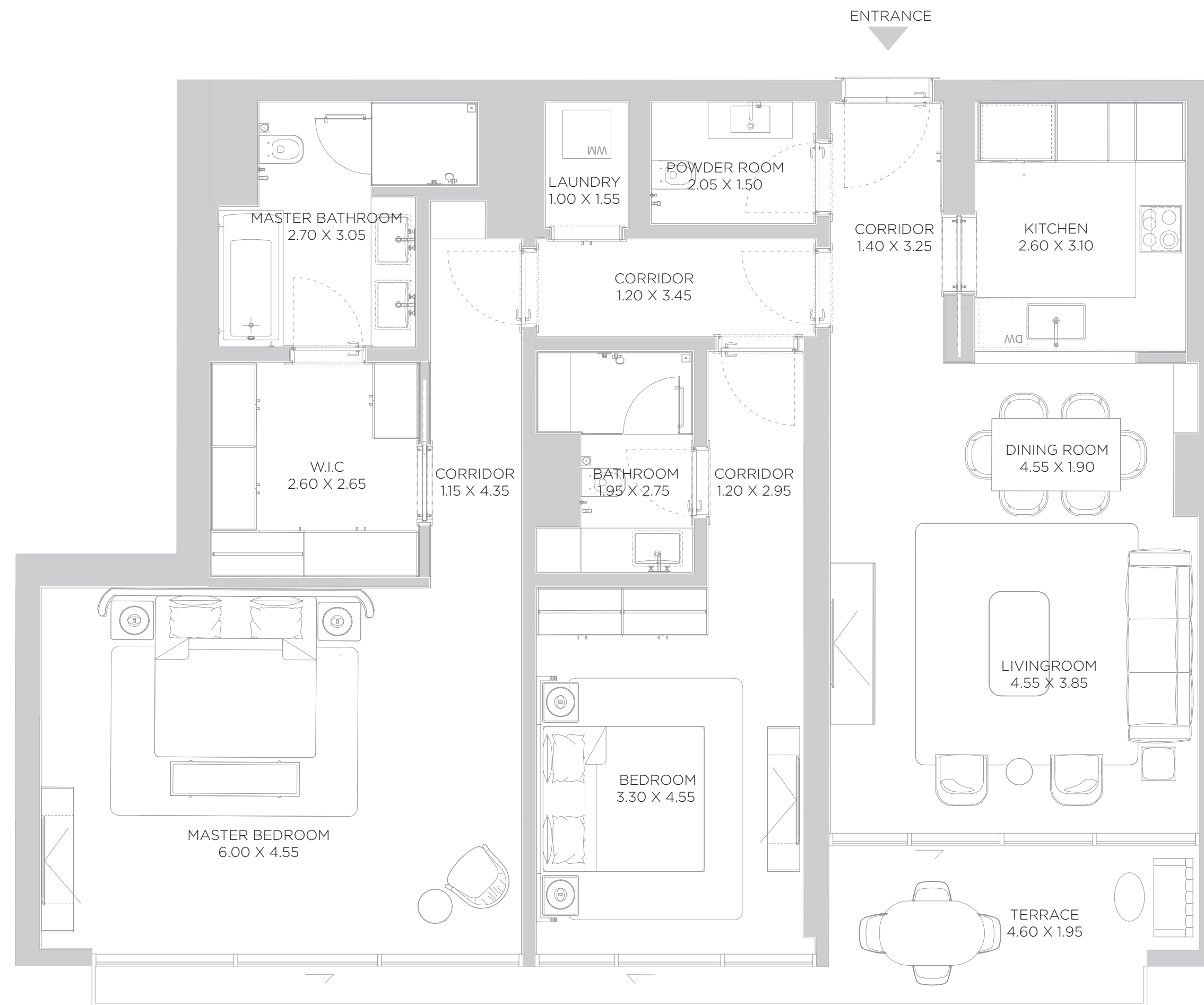
SUITE AREA	1,466	SQ.FT	136.17	SQ.M.
BALCONY AREA	149	SQ.FT	13.86	SQ.M.
TOTAL AREA	1,615	SQ.FT	150.03	SQ.M.

KEY PLAN

ELEVATION



THIRD FLOOR PLAN



DISCLAIMER: All measurements, dimensions, coordinates and drawings, given as the Floor Plans in the literature are approximate and provided only for the purpose of marketing, illustration, information and general guidance as such drawings are not to scale. All the rooms, sizes, locations, orientations, dimensions, fixtures, fittings, finishes and specifications (including materials for, placement, size of rooms, windows, doors, balcony, furniture's inbuilt wardrobe etc.) provided in the floor plans may vary as the same have been taken from concept designs prior the actual development/construction and therefore their accuracy in relation to actual construction cannot be confirmed. Hence, we make no guarantee, warranty or representation as to the accuracy and completeness of the floor plan information as changes may be made during the development process, without notice. Always refer to latest IFC design available in the sales office for the most accurate representation of all construction details.



# B2

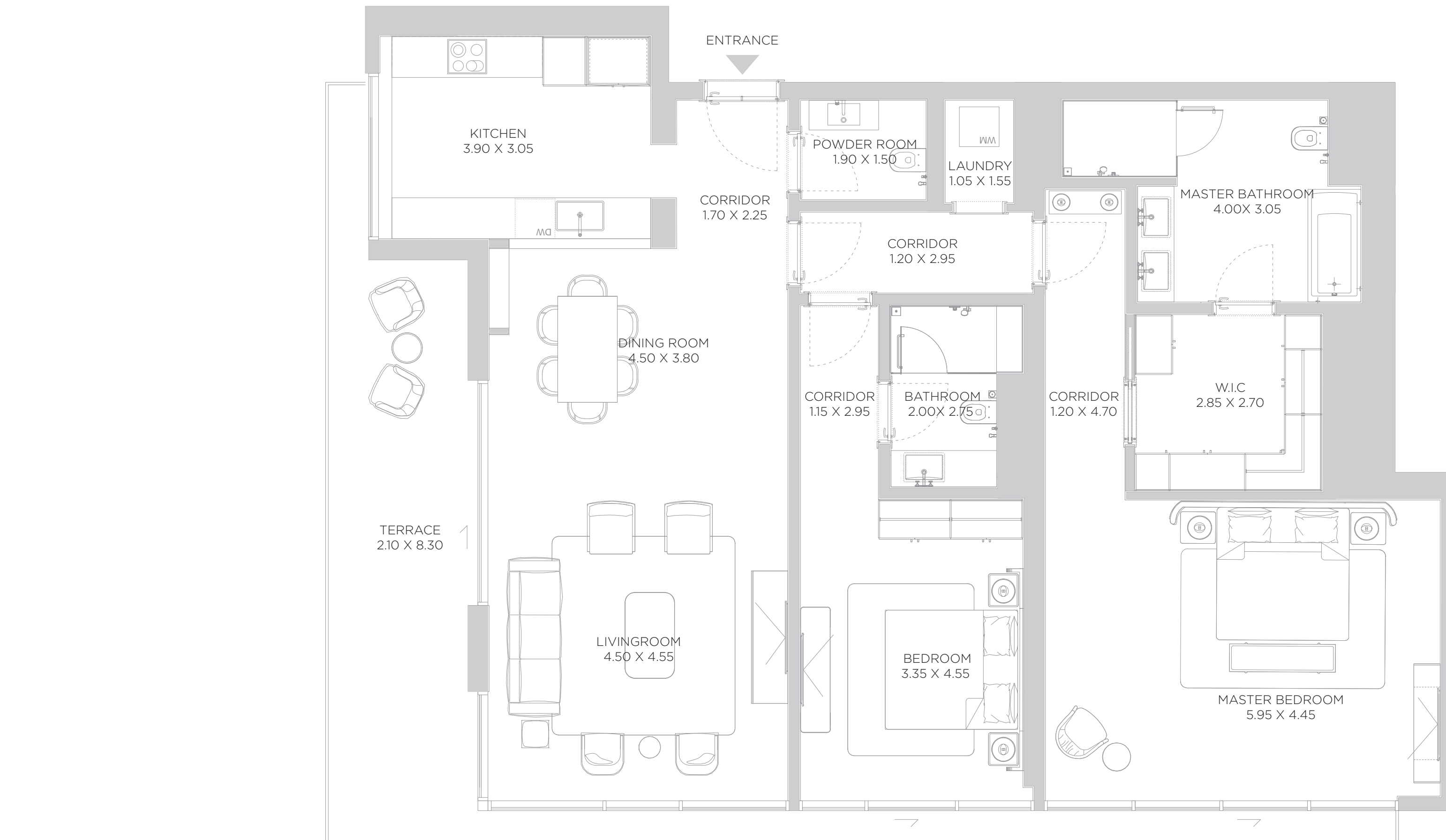
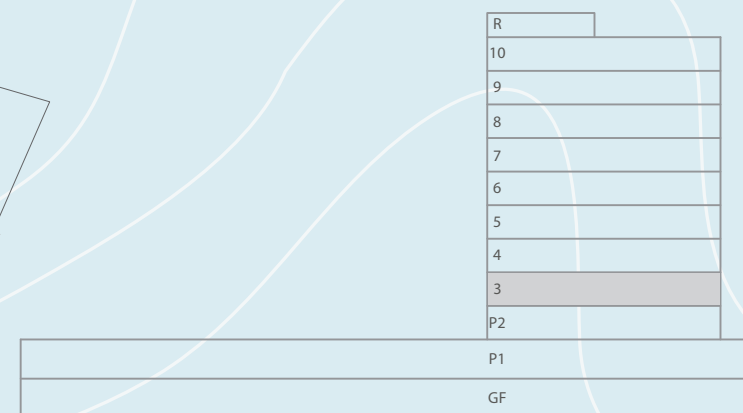
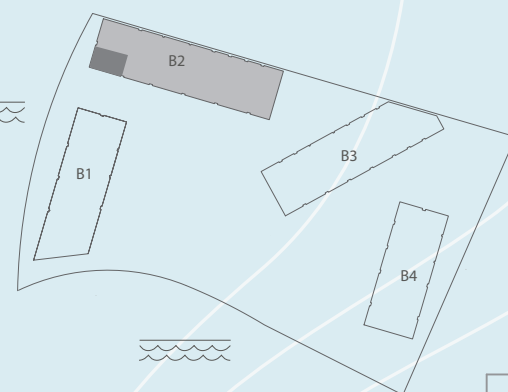
## 2 BEDROOM

LEVEL 03 UNIT 10

SUITE AREA	1,699	SQ.FT	157.83	SQ.M.
BALCONY AREA	314	SQ.FT	29.18	SQ.M.
TOTAL AREA	2,013	SQ.FT	187.01	SQ.M.

KEY PLAN

ELEVATION



THIRD FLOOR PLAN

DISCLAIMER: All measurements, dimensions, coordinates and drawings, given as the Floor Plans in the literature are approximate and provided only for the purpose of marketing, illustration, information and general guidance as such drawings are not to scale. All the rooms, sizes, locations, orientations, dimensions, fixtures, fittings, finishes and specifications (including materials for, placement, size of rooms, windows, doors, balcony, furniture's inbuilt wardrobe etc.) provided in the floor plans may vary as the same have been taken from concept designs prior to the actual development/construction and therefore their accuracy in relation to actual construction cannot be confirmed. Hence, we make no guarantee, warranty or representation as to the accuracy and completeness of the floor plan information as changes may be made during the development process, without notice. Always refer to latest IFC design available in the sales office for the most accurate representation of all construction details.



# B2

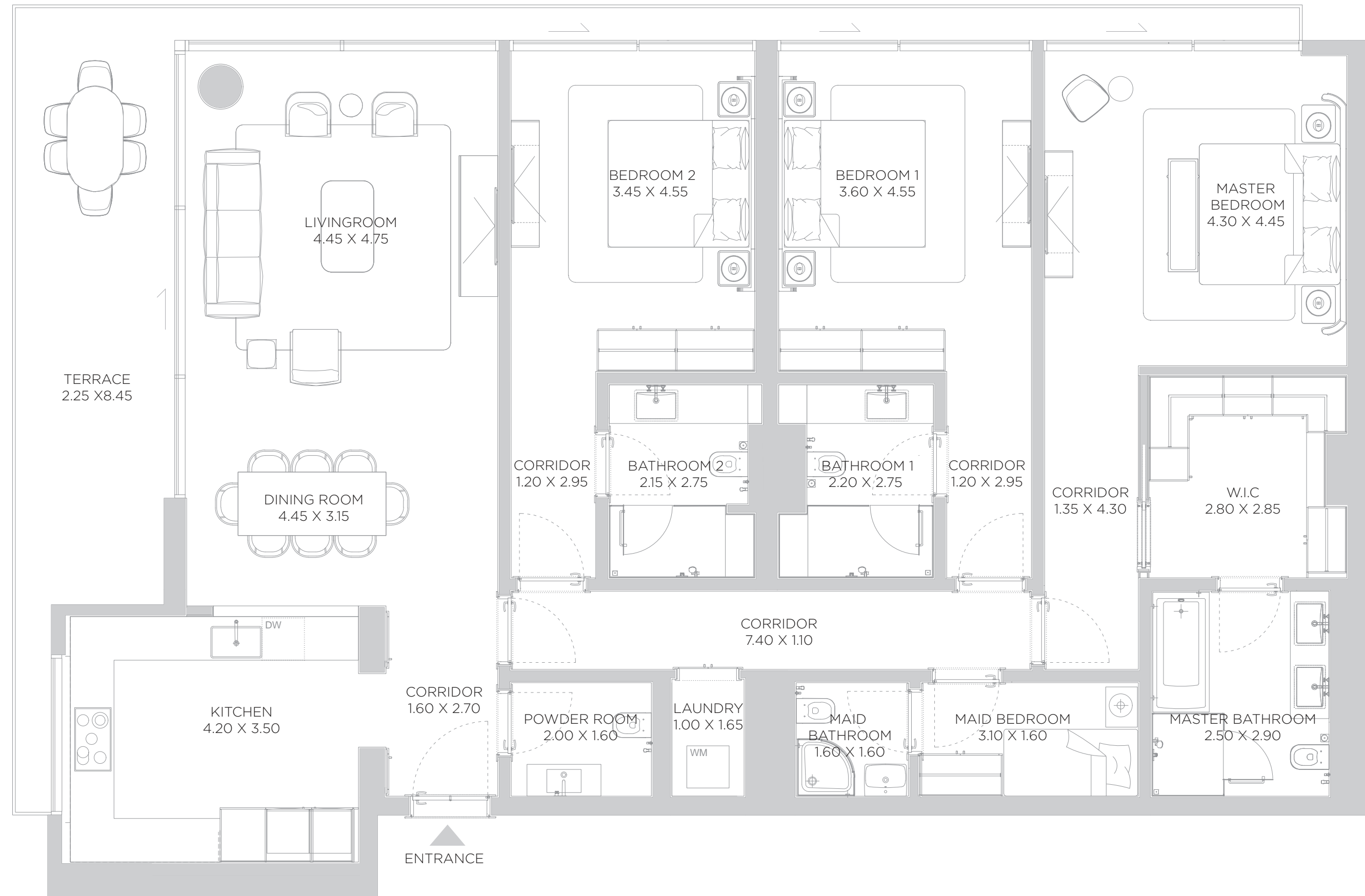
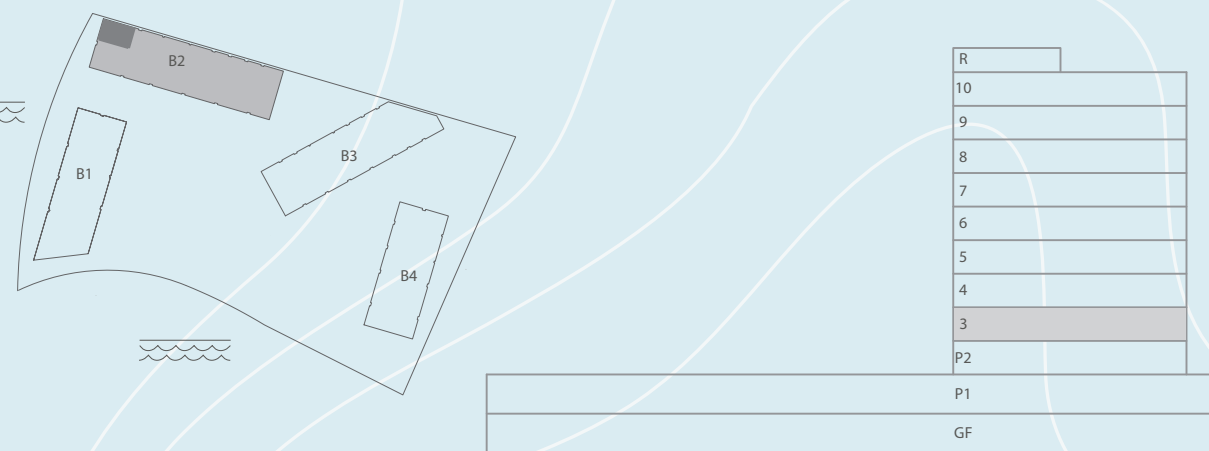
## 3 BEDROOM

LEVEL 03 UNIT 11

SUITE AREA	2,035	SQ.FT	189.09	SQ.M.
BALCONY AREA	321	SQ.FT	29.80	SQ.M.
TOTAL AREA	2,356	SQ.FT	218.89	SQ.M.

KEY PLAN

ELEVATION



THIRD FLOOR PLAN

DISCLAIMER: All measurements, dimensions, coordinates and drawings, given as the Floor Plans in the literature are approximate and provided only for the purpose of marketing, illustration, information and general guidance as such drawings are not to scale. All the rooms, sizes, locations, orientations, dimensions, fixtures, fittings, finishes and specifications (including materials for, placement, size of rooms, windows, doors, balcony, furniture's inbuilt wardrobe etc.) provided in the floor plans may vary as the same have been taken from concept designs prior to the actual development/construction and therefore their accuracy in relation to actual construction cannot be confirmed. Hence, we make no guarantee, warranty or representation as to the accuracy and completeness of the floor plan information as changes may be made during the development process, without notice. Always refer to latest IFC design available in the sales office for the most accurate representation of all construction details.



# B2

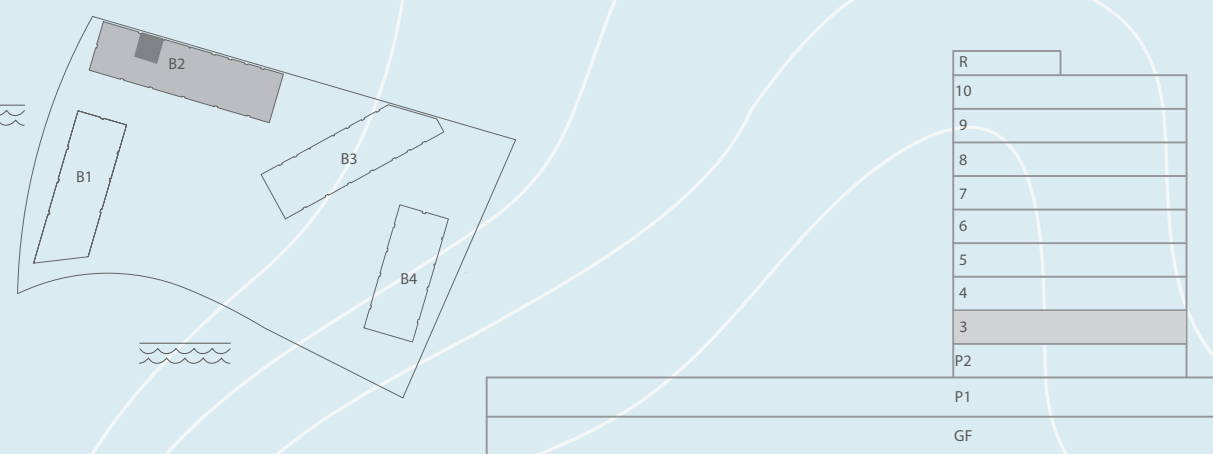
## 2 BEDROOM

LEVEL 03 UNIT 12

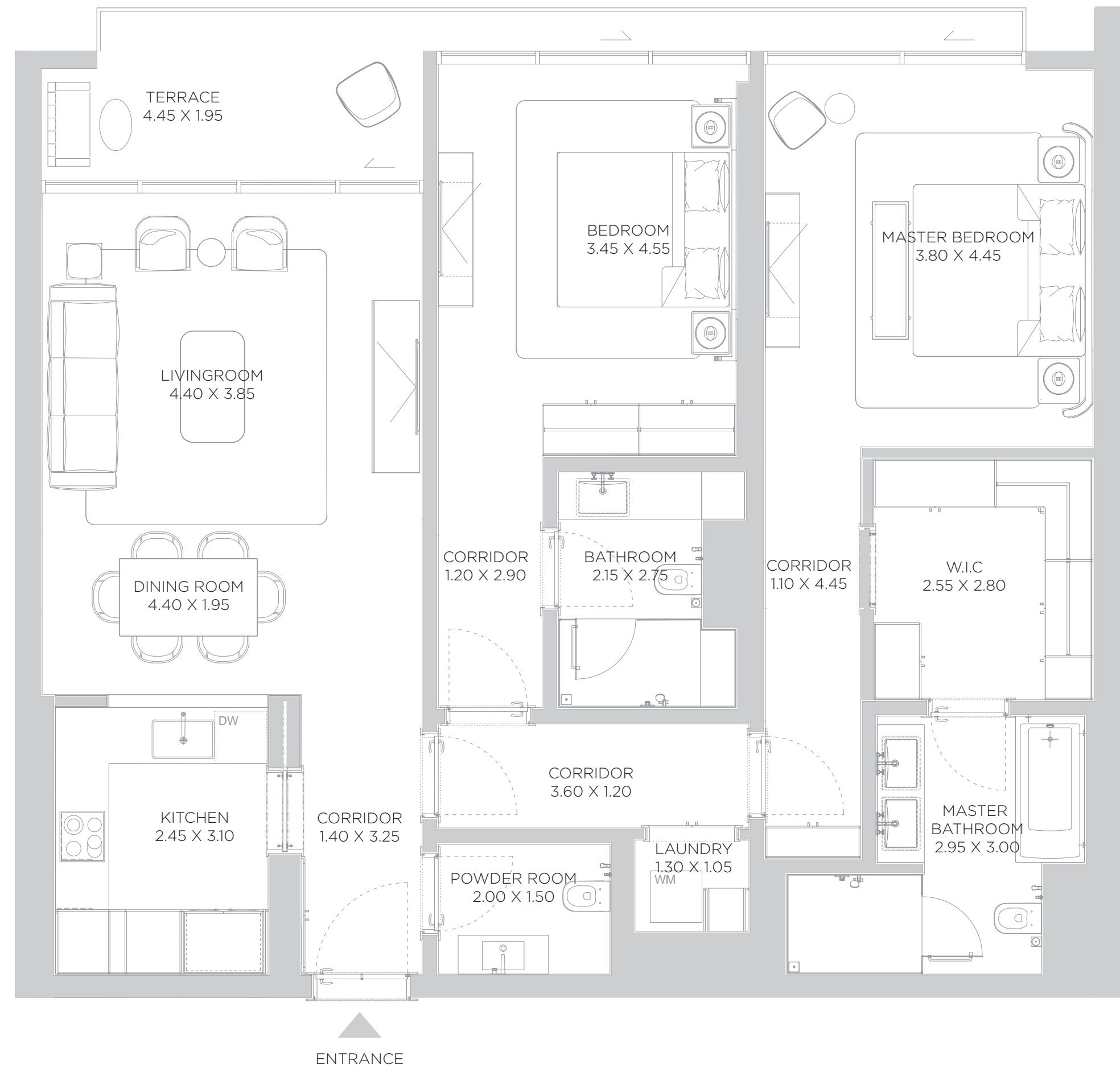
SUITE AREA	1,363	SQ.FT	126.67	SQ.M.
BALCONY AREA	134	SQ.FT	12.41	SQ.M.
TOTAL AREA	1,497	SQ.FT	139.08	SQ.M.

KEY PLAN

ELEVATION



THIRD FLOOR PLAN



DISCLAIMER: All measurements, dimensions, coordinates and drawings, given as the Floor Plans in the literature are approximate and provided only for the purpose of marketing, illustration, information and general guidance as such drawings are not to scale. All the rooms, sizes, locations, orientations, dimensions, fixtures, fittings, finishes and specifications (including materials for, placement, size of rooms, windows, doors, balcony, furniture's inbuilt wardrobe etc.) provided in the floor plans may vary as the same have been taken from concept designs prior the actual development/construction and therefore their accuracy in relation to actual construction cannot be confirmed. Hence, we make no guarantee, warranty or representation as to the accuracy and completeness of the floor plan information as changes may be made during the development process, without notice. Always refer to latest IFC design available in the sales office for the most accurate representation of all construction details.

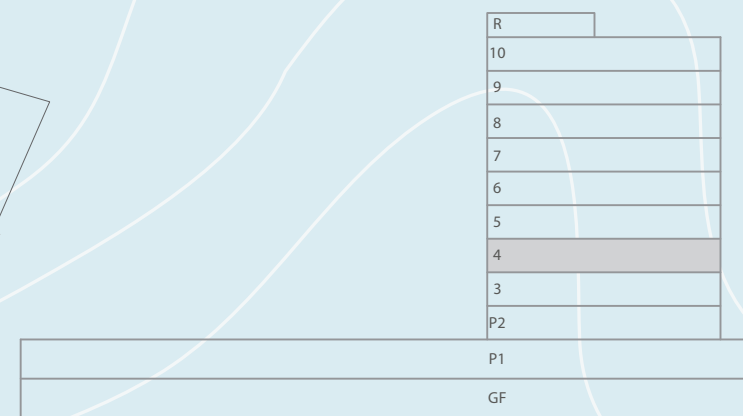
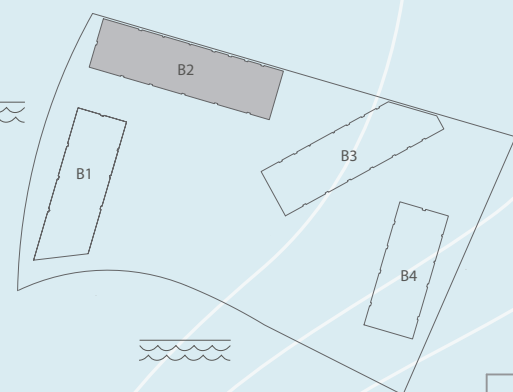


BEACH RESIDENCES DUBAI ISLANDS

B2 LEVEL 04

KEY PLAN

ELEVATION



DISCLAIMER: All measurements, dimensions, coordinates and drawings, given as the Floor Plans in the literature are approximate and provided only for the purpose of marketing, illustration, information and general guidance as such drawings are not to scale. All the rooms, sizes, locations, orientations, dimensions, fixtures, fittings, finishes and specifications (including materials for, placement, size of rooms, windows, doors, balcony, furniture's inbuilt wardrobe etc.) provided in the floor plans may vary as the same have been taken from concept designs prior the actual development/construction and therefore their accuracy in relation to actual construction cannot be confirmed. Hence, we make no guarantee, warranty or representation as to the accuracy and completeness of the floor plan information as changes may be made during the development process, without notice. Always refer to latest IFC design available in the sales office for the most accurate representation of all construction details.



# B2

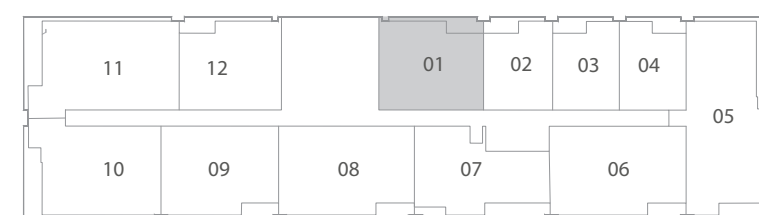
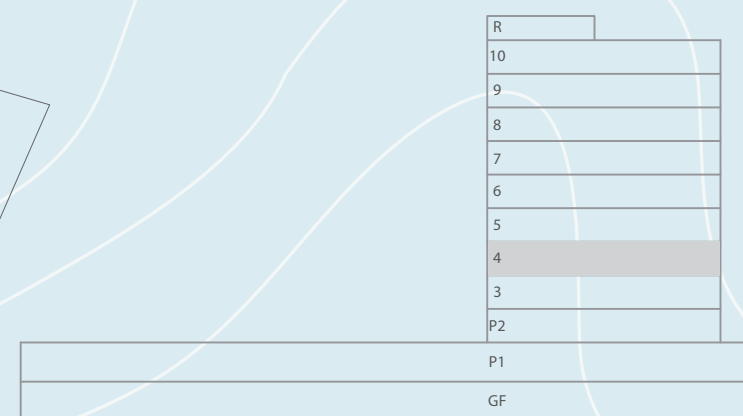
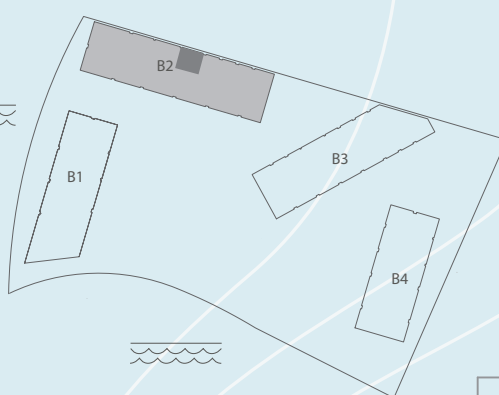
## 2 BEDROOM

LEVEL 04 UNIT 01

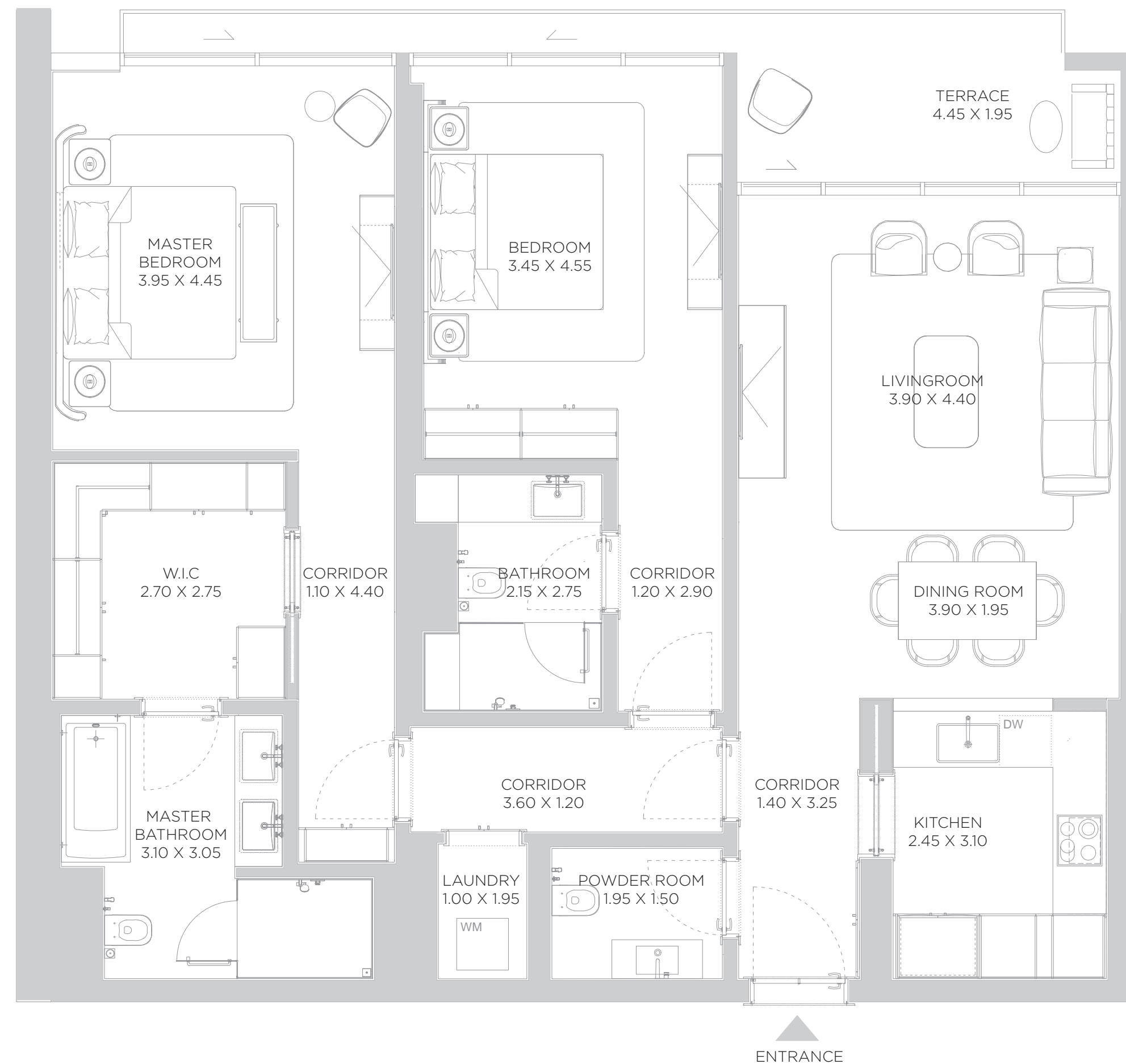
SUITE AREA	1,385	SQ.FT	128.67	SQ.M.
BALCONY AREA	134	SQ.FT	12.46	SQ.M.
TOTAL AREA	1,519	SQ.FT	141.13	SQ.M.

KEY PLAN

ELEVATION



FOURTH FLOOR PLAN





# B2

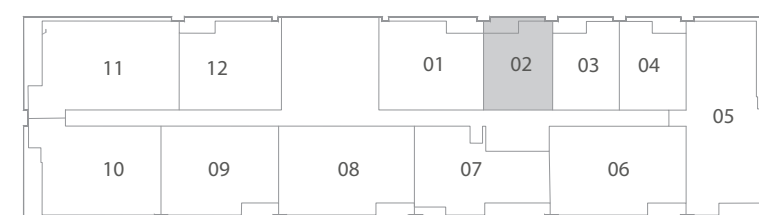
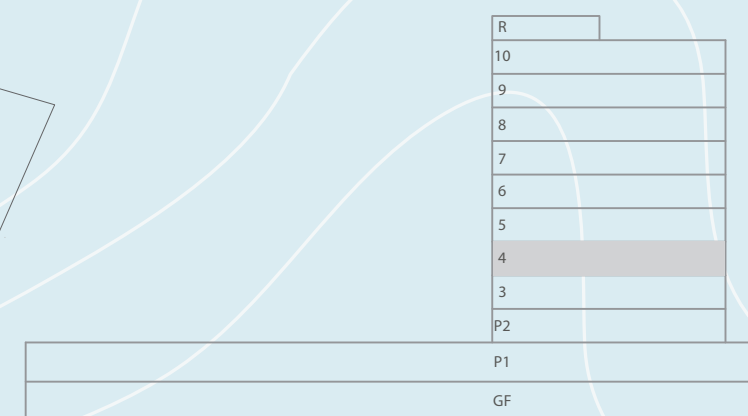
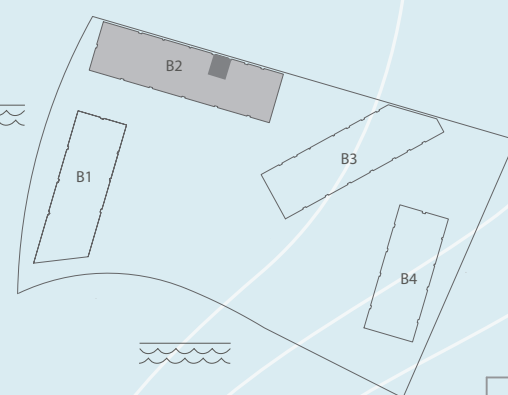
## 1 BEDROOM

LEVEL 04 UNIT 02

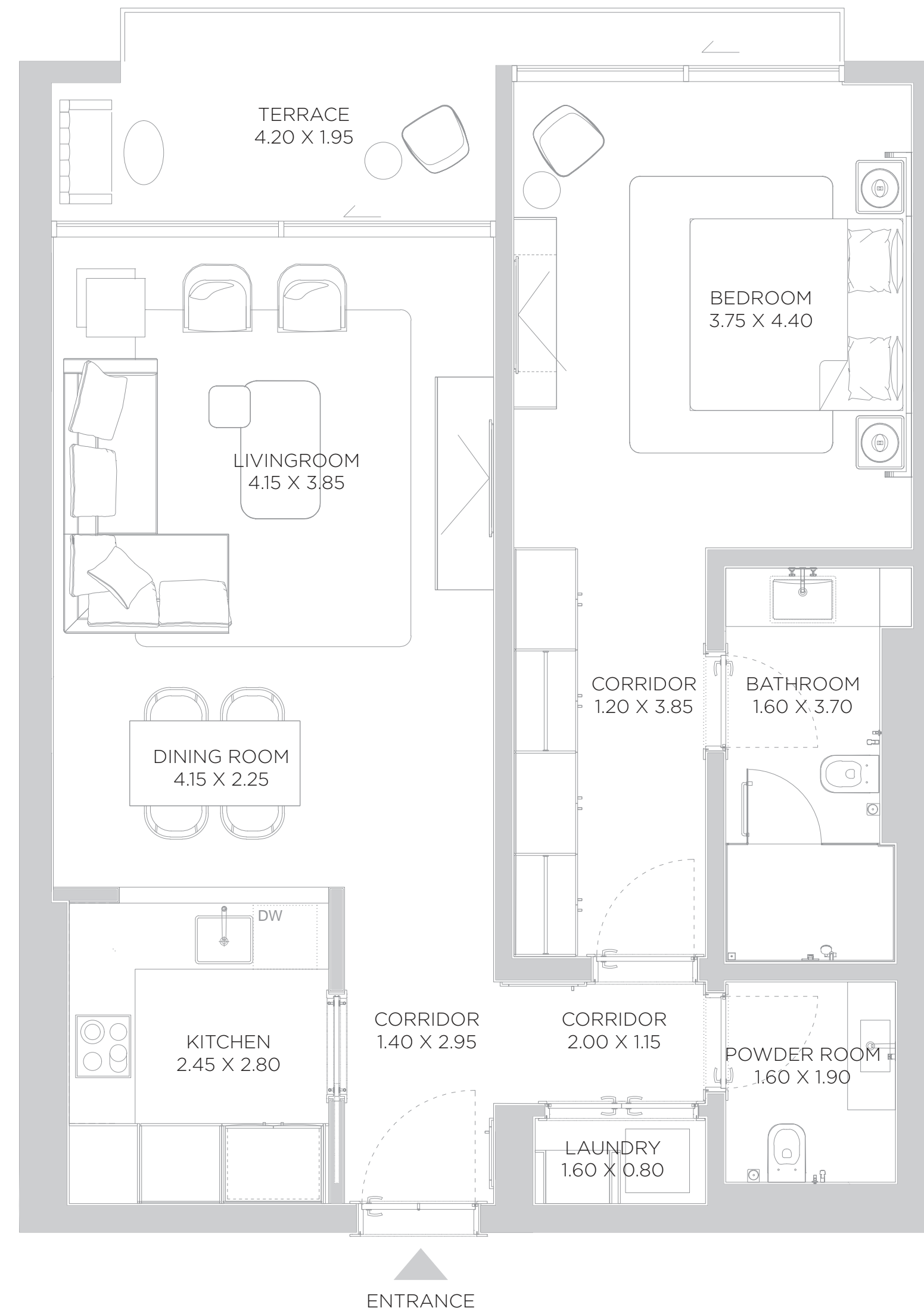
SUITE AREA	891	SQ.FT	82.81	SQ.M.
BALCONY AREA	109	SQ.FT	10.08	SQ.M.
TOTAL AREA	1,000	SQ.FT	92.89	SQ.M.

KEY PLAN

ELEVATION



FOURTH FLOOR PLAN



DISCLAIMER: All measurements, dimensions, coordinates and drawings, given as the Floor Plans in the literature are approximate and provided only for the purpose of marketing, illustration, information and general guidance as such drawings are not to scale. All the rooms, sizes, locations, orientations, dimensions, fixtures, fittings, finishes and specifications (including materials for, placement, size of rooms, windows, doors, balcony, furniture's inbuilt wardrobe etc.) provided in the floor plans may vary as the same have been taken from concept designs prior the actual development/construction and therefore their accuracy in relation to actual construction cannot be confirmed. Hence, we make no guarantee, warranty or representation as to the accuracy and completeness of the floor plan information as changes may be made during the development process, without notice. Always refer to latest IFC design available in the sales office for the most accurate representation of all construction details.

# B2

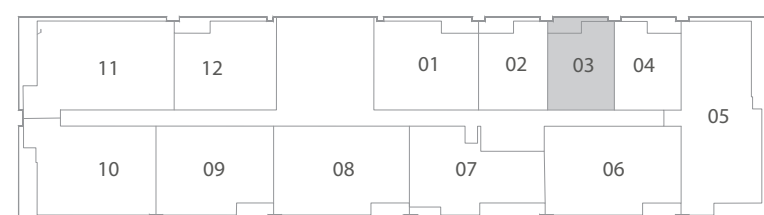
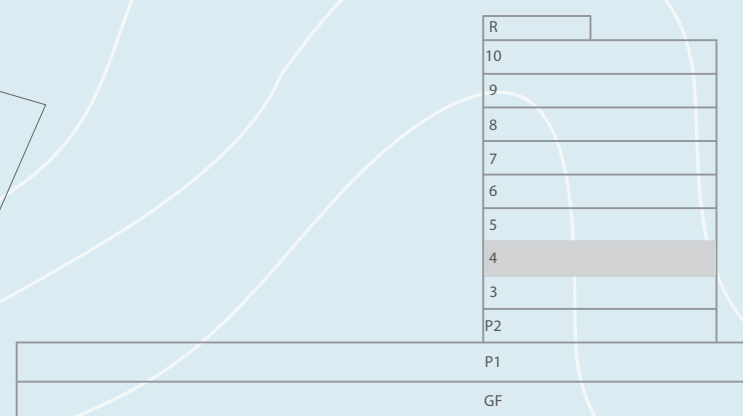
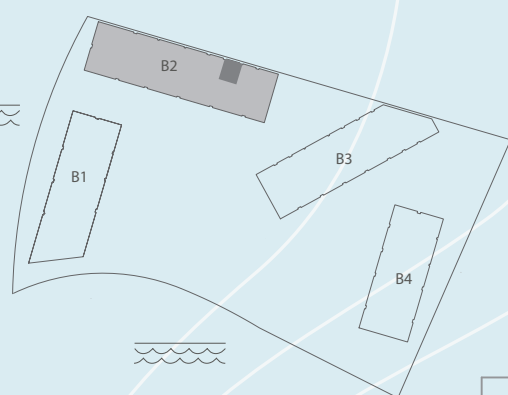
## 1 BEDROOM

LEVEL 04 UNIT 03

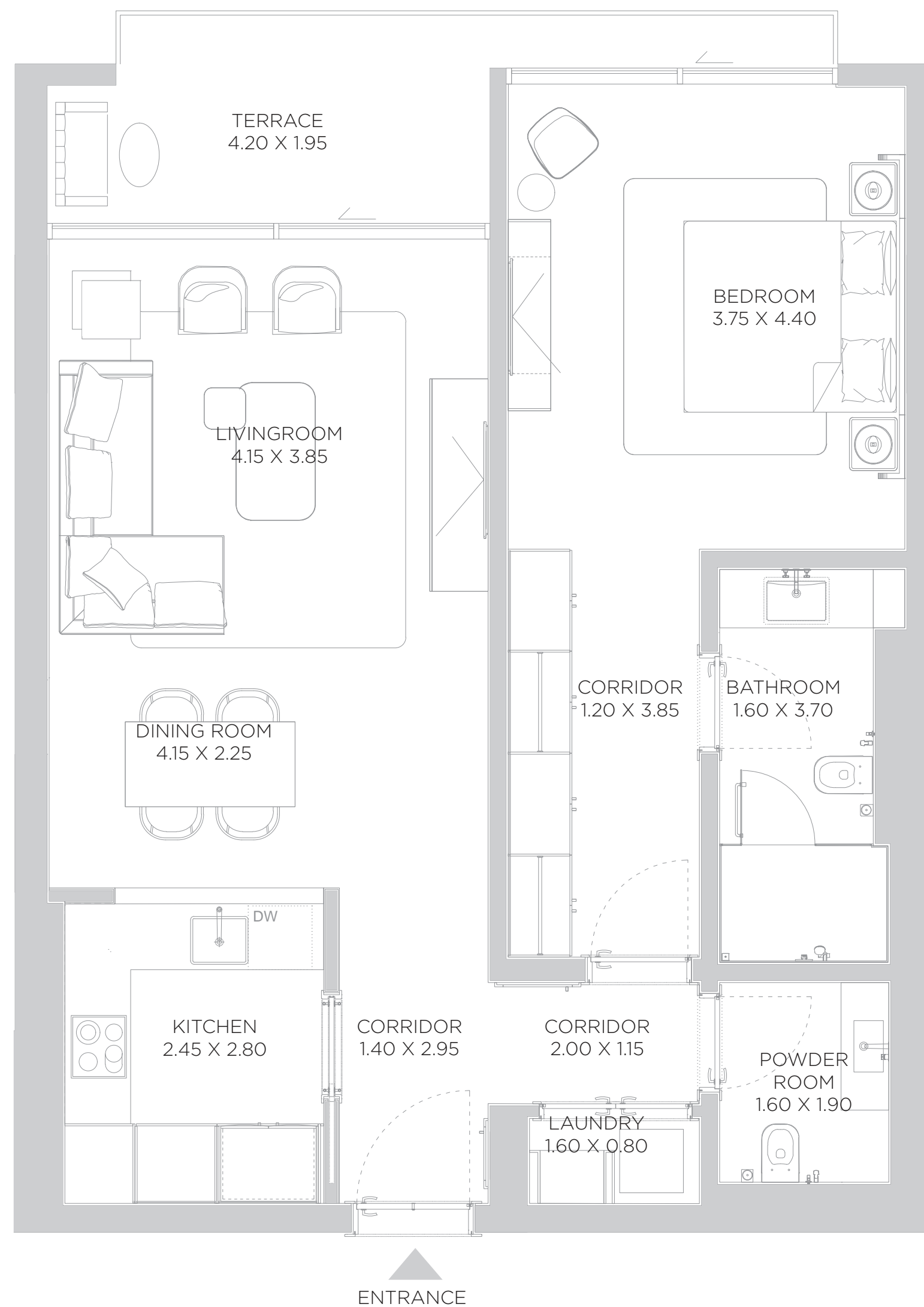
SUITE AREA	891	SQ.FT	82.80	SQ.M.
BALCONY AREA	109	SQ.FT	10.08	SQ.M.
TOTAL AREA	1,000	SQ.FT	92.88	SQ.M.

KEY PLAN

ELEVATION



FOURTH FLOOR PLAN



DISCLAIMER: All measurements, dimensions, coordinates and drawings, given as the Floor Plans in the literature are approximate and provided only for the purpose of marketing, illustration, information and general guidance as such drawings are not to scale. All the rooms, sizes, locations, orientations, dimensions, fixtures, fittings, finishes and specifications (including materials for, placement, size of rooms, windows, doors, balcony, furniture's inbuilt wardrobe etc.) provided in the floor plans may vary as the same have been taken from concept designs prior the actual development/construction and therefore their accuracy in relation to actual construction cannot be confirmed. Hence, we make no guarantee, warranty or representation as to the accuracy and completeness of the floor plan information as changes may be made during the development process, without notice. Always refer to latest IFC design available in the sales office for the most accurate representation of all construction details.



# B2

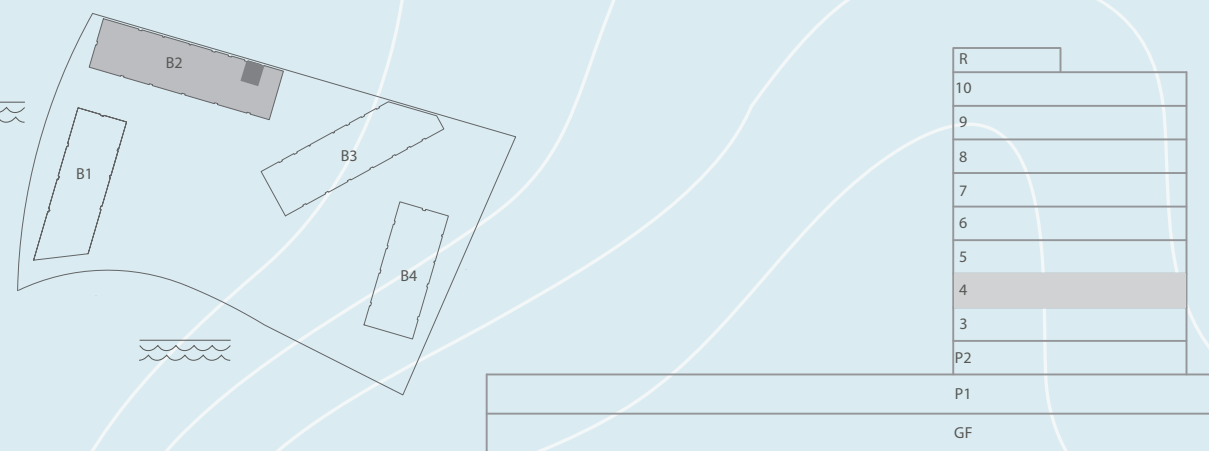
## 1 BEDROOM

LEVEL 04 UNIT 04

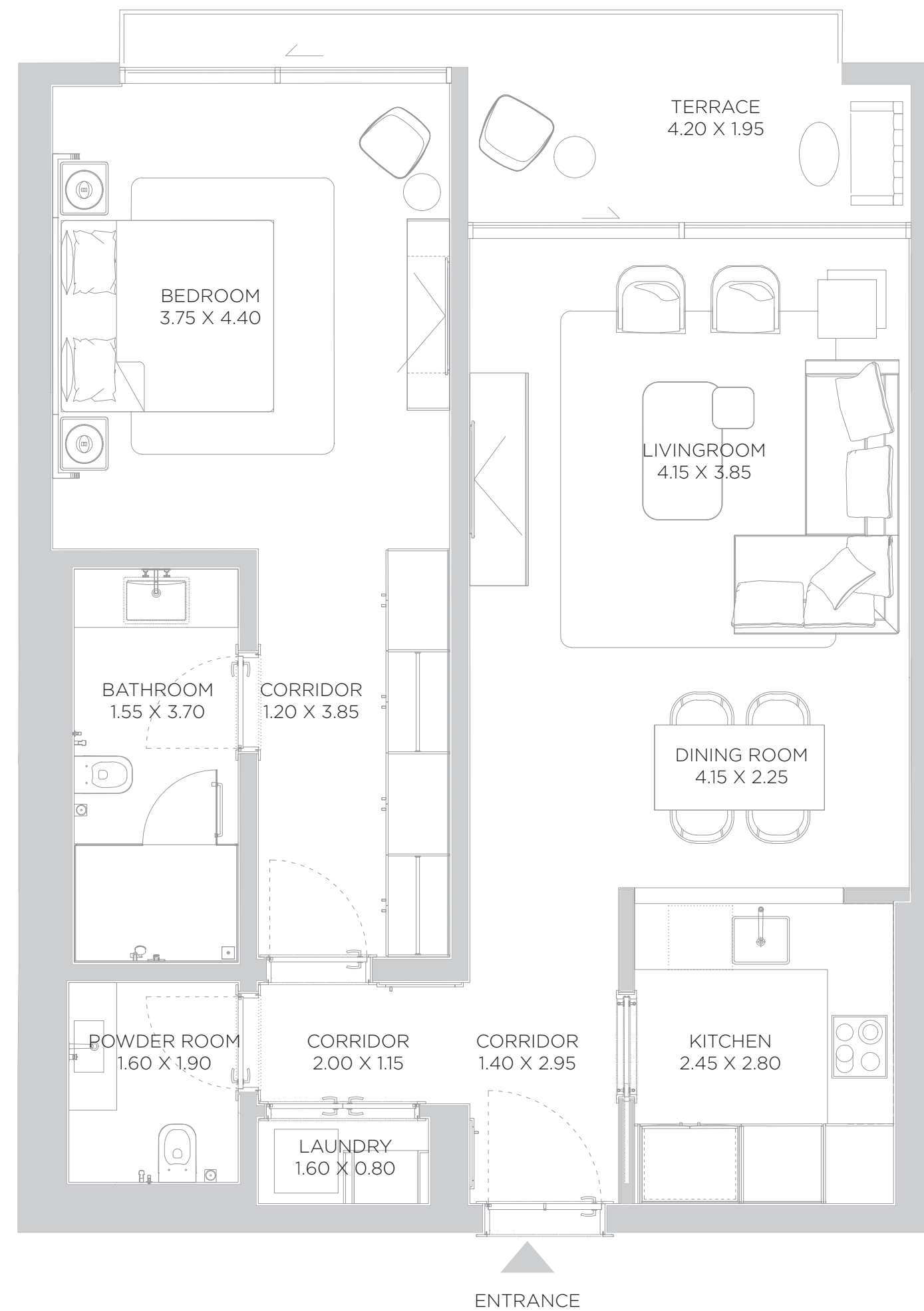
SUITE AREA	893	SQ.FT	82.99	SQ.M.
BALCONY AREA	110	SQ.FT	10.18	SQ.M.
TOTAL AREA	1,003	SQ.FT	93.17	SQ.M.

KEY PLAN

ELEVATION



FOURTH FLOOR PLAN



# B2

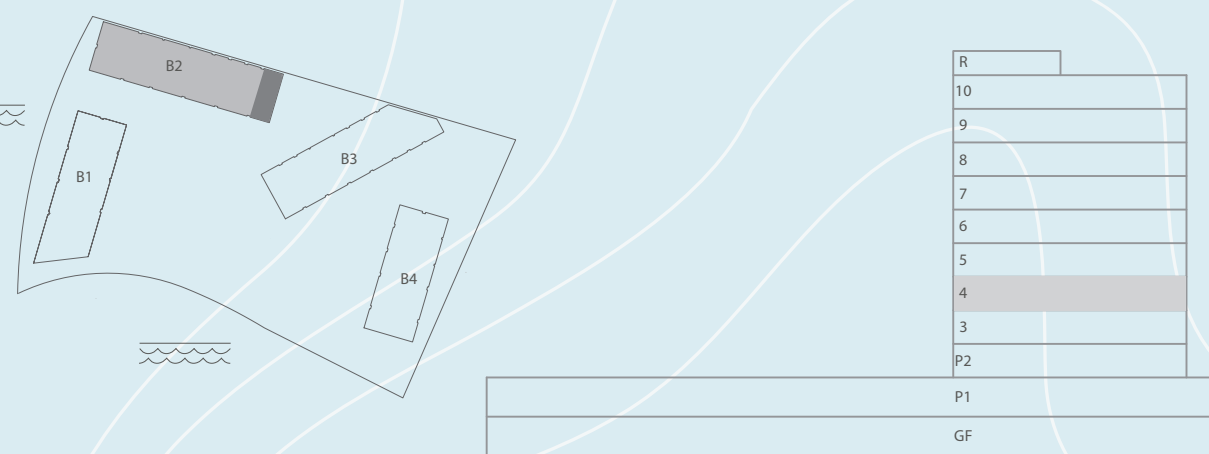
## 3 BEDROOM

LEVEL 04      UNIT 05

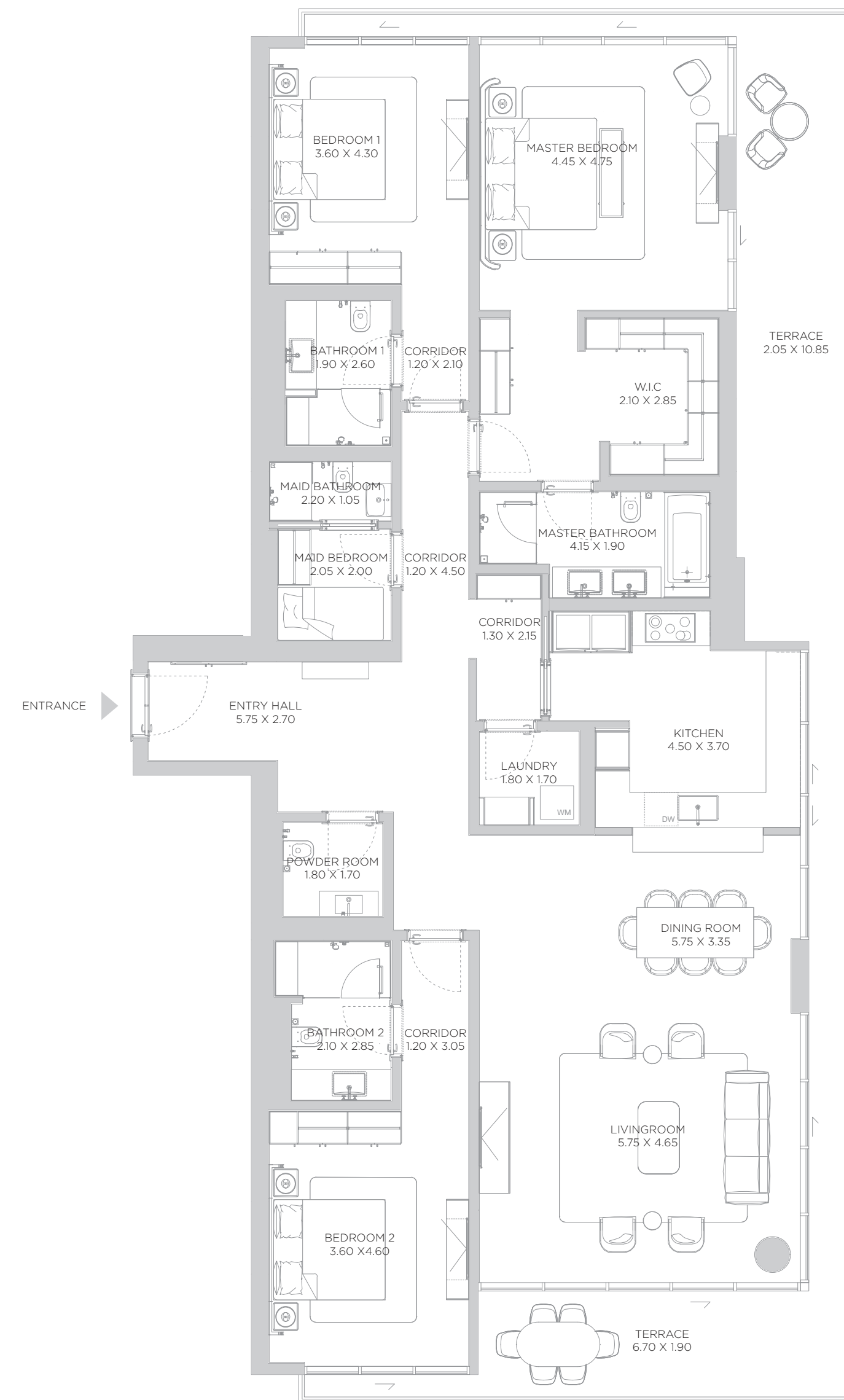
SUITE AREA	2,303	SQ.FT	214.00	SQ.M.
BALCONY AREA	554	SQ.FT	51.43	SQ.M.
TOTAL AREA	2,857	SQ.FT	265.43	SQ.M.

KEY PLAN

ELEVATION



FOURTH FLOOR PLAN



DISCLAIMER: All measurements, dimensions, coordinates and drawings, given as the Floor Plans in the literature are approximate and provided only for the purpose of marketing, illustration, information and general guidance as such drawings are not to scale. All the rooms, sizes, locations, orientations, dimensions, fixtures, fittings, finishes and specifications (including materials for, placement, size of rooms, windows, doors, balcony, furniture's inbuilt wardrobe etc.) provided in the floor plans may vary as the same have been taken from concept designs prior the actual development/construction and therefore their accuracy in relation to actual construction cannot be confirmed. Hence, we make no guarantee, warranty or representation as to the accuracy and completeness of the floor plan information as changes may be made during the development process, without notice. Always refer to latest IFC design available in the sales office for the most accurate representation of all construction details.



# B2

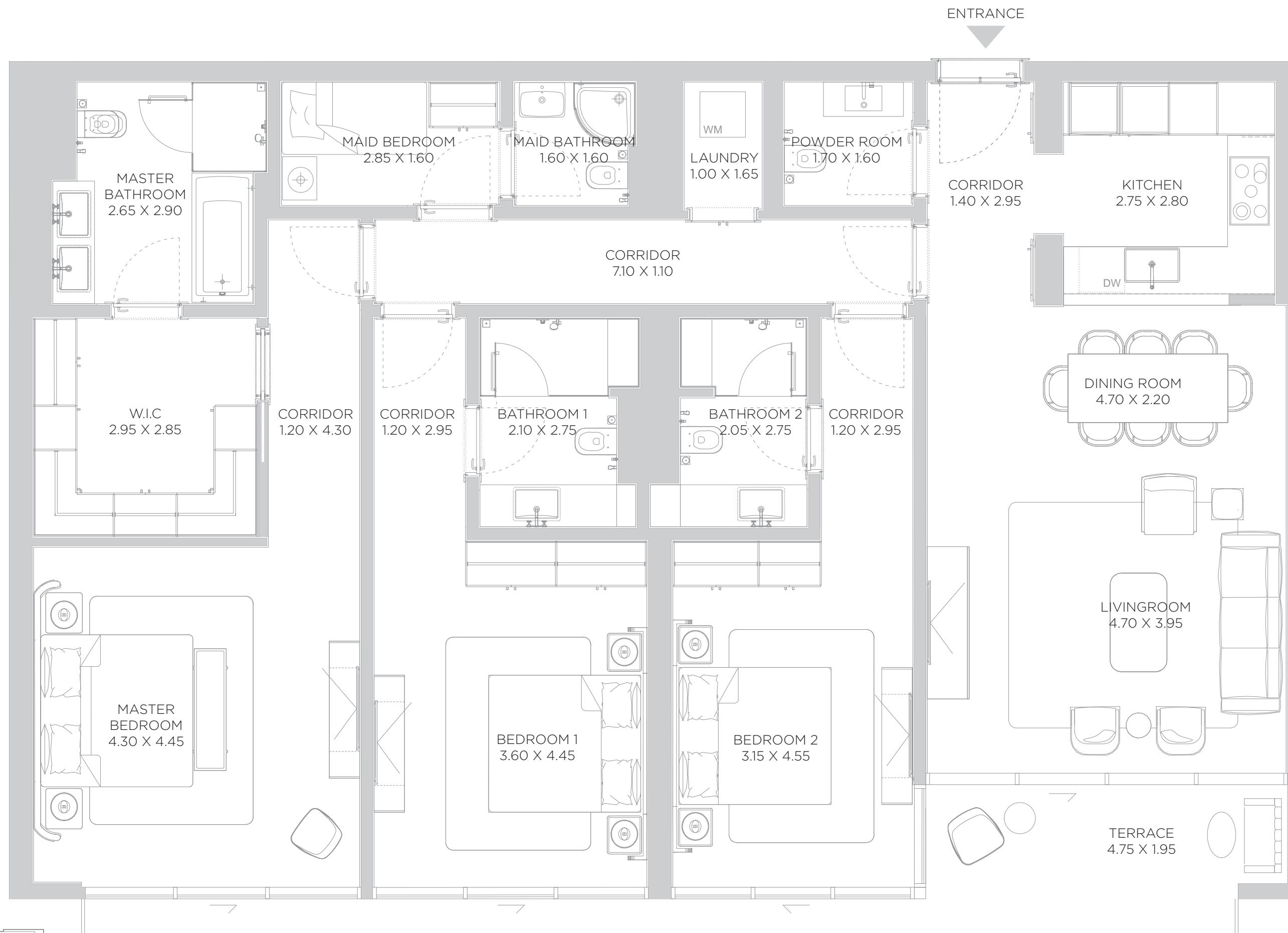
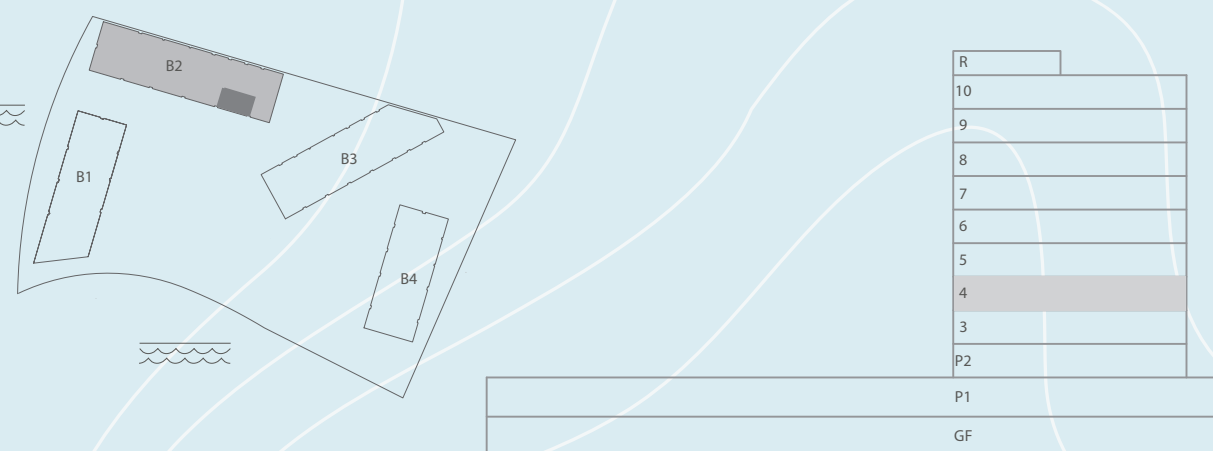
## 3 BEDROOM

LEVEL 04 UNIT 06

SUITE AREA	1,853	SQ.FT	172.12	SQ.M.
BALCONY AREA	163	SQ.FT	15.19	SQ.M.
TOTAL AREA	2,016	SQ.FT	187.31	SQ.M.

KEY PLAN

ELEVATION



FOURTH FLOOR PLAN

DISCLAIMER: All measurements, dimensions, coordinates and drawings, given as the Floor Plans in the literature are approximate and provided only for the purpose of marketing, illustration, information and general guidance as such drawings are not to scale. All the rooms, sizes, locations, orientations, dimensions, fixtures, fittings, finishes and specifications (including materials for, placement, size of rooms, windows, doors, balcony, furniture's inbuilt wardrobe etc.) provided in the floor plans may vary as the same have been taken from concept designs prior to the actual development/construction and therefore their accuracy in relation to actual construction cannot be confirmed. Hence, we make no guarantee, warranty or representation as to the accuracy and completeness of the floor plan information as changes may be made during the development process, without notice. Always refer to latest IFC design available in the sales office for the most accurate representation of all construction details.

# B2

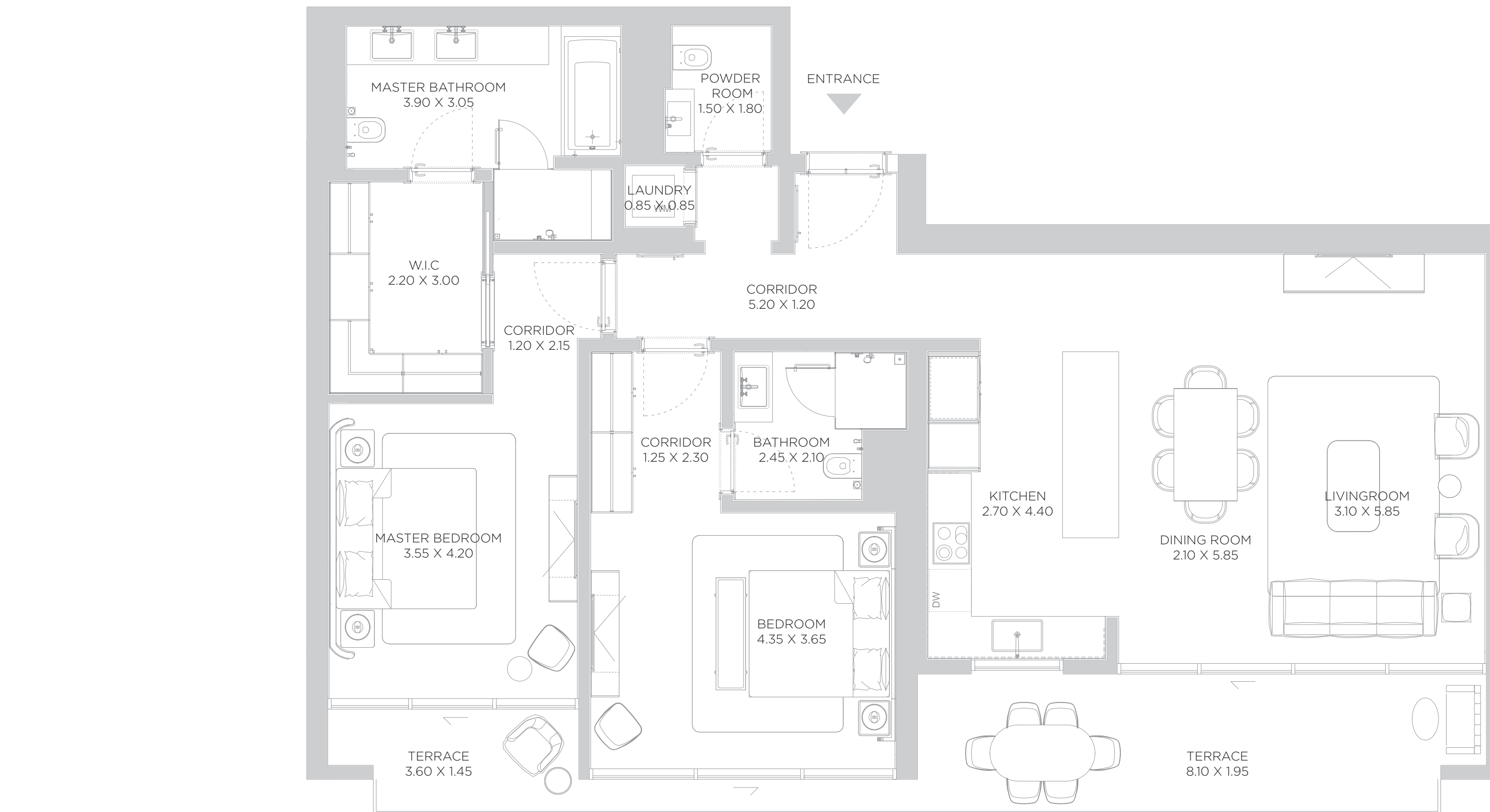
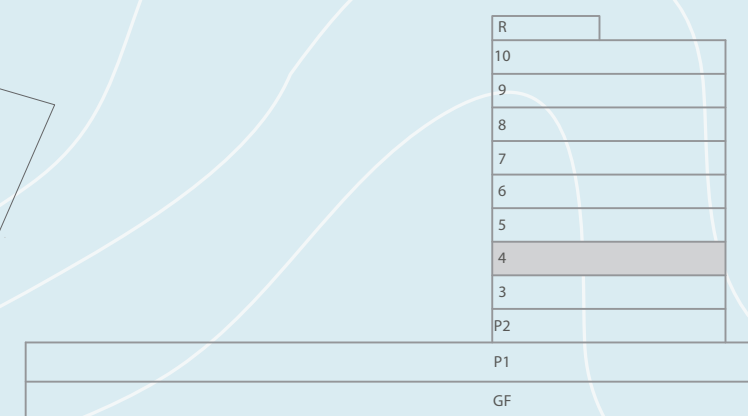
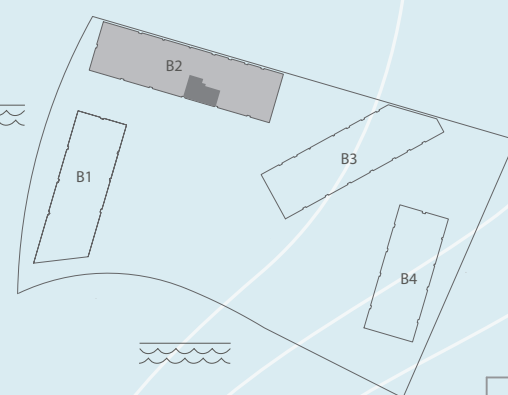
## 2 BEDROOM

LEVEL 04 UNIT 07

SUITE AREA	1,435	SQ.FT	133.35	SQ.M.
BALCONY AREA	259	SQ.FT	24.07	SQ.M.
TOTAL AREA	1,694	SQ.FT	157.42	SQ.M.

KEY PLAN

ELEVATION



FOURTH FLOOR PLAN

DISCLAIMER: All measurements, dimensions, coordinates and drawings, given as the Floor Plans in the literature are approximate and provided only for the purpose of marketing, illustration, information and general guidance as such drawings are not to scale. All the rooms, sizes, locations, orientations, dimensions, fixtures, fittings, finishes and specifications (including materials for, placement, size of rooms, windows, doors, balcony, furniture's inbuilt wardrobe etc.) provided in the floor plans may vary as the same have been taken from concept designs prior the actual development/construction and therefore their accuracy in relation to actual construction cannot be confirmed. Hence, we make no guarantee, warranty or representation as to the accuracy and completeness of the floor plan information as changes may be made during the development process, without notice. Always refer to latest IFC design available in the sales office for the most accurate representation of all construction details.



# B2

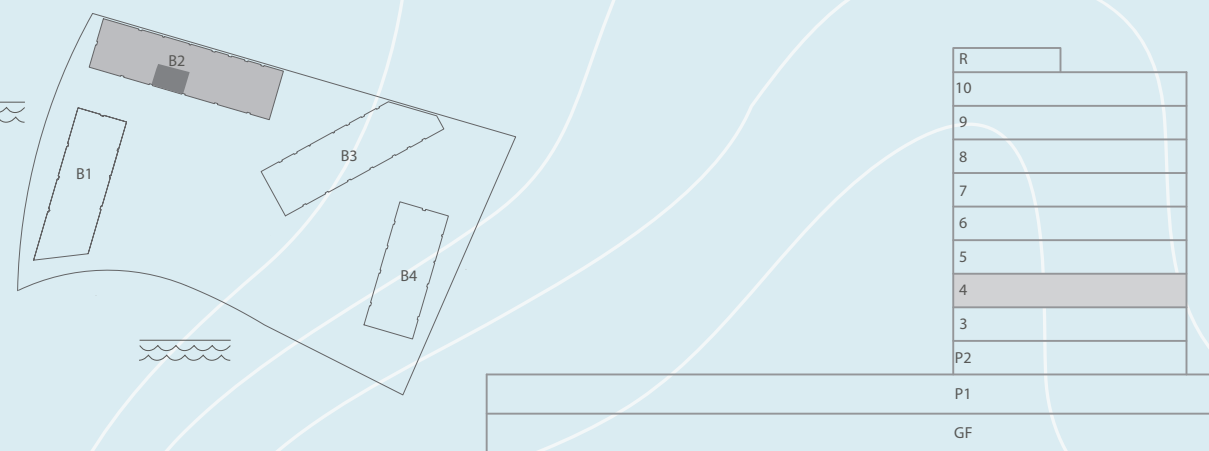
## 3 BEDROOM

LEVEL 04 UNIT 08

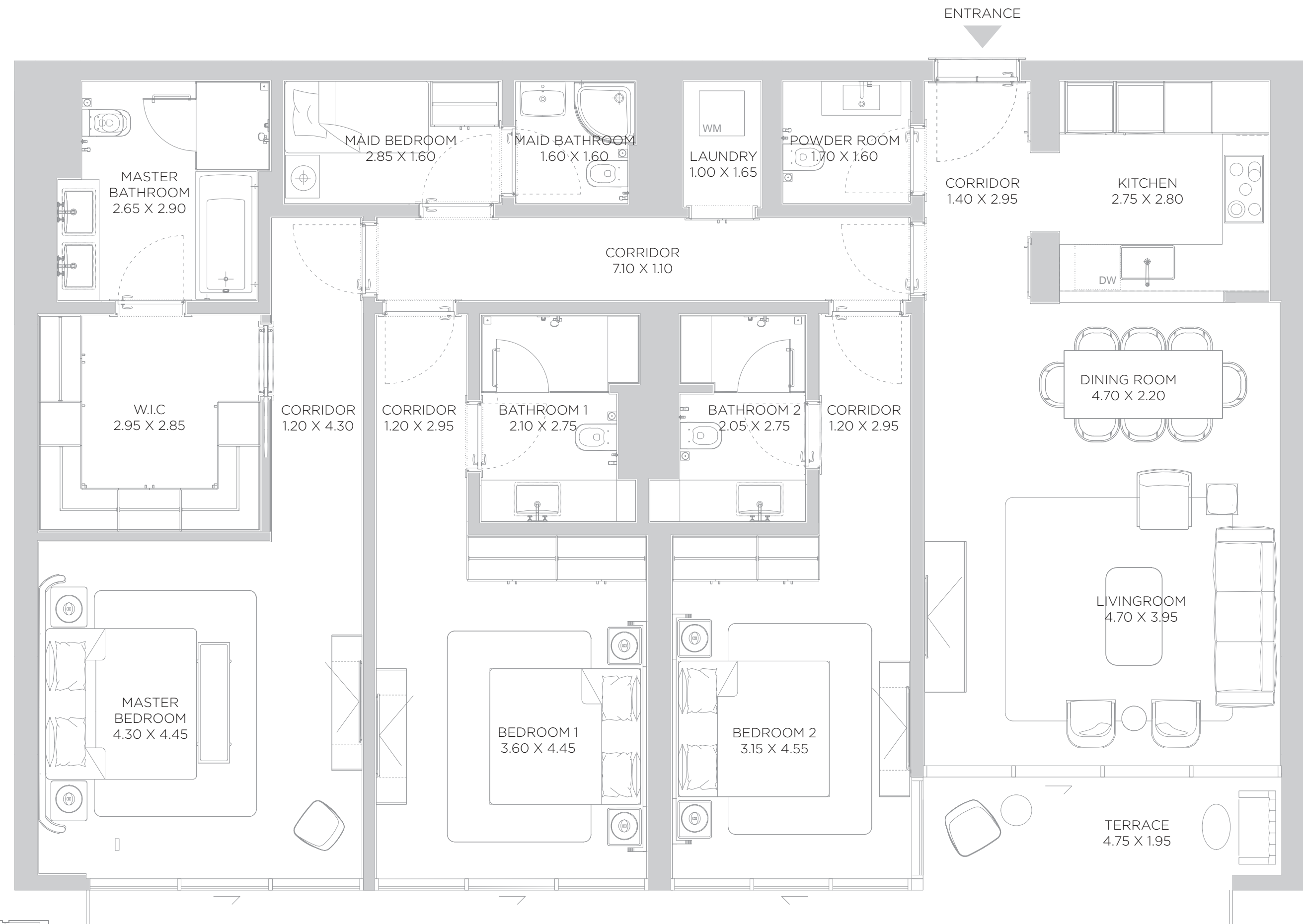
SUITE AREA	1,857	SQ.FT	172.52	SQ.M.
BALCONY AREA	161	SQ.FT	14.96	SQ.M.
TOTAL AREA	2,018	SQ.FT	187.48	SQ.M.

KEY PLAN

ELEVATION



FOURTH FLOOR PLAN



DISCLAIMER: All measurements, dimensions, coordinates and drawings, given as the Floor Plans in the literature are approximate and provided only for the purpose of marketing, illustration, information and general guidance as such drawings are not to scale. All the rooms, sizes, locations, orientations, dimensions, fixtures, fittings, finishes and specifications (including materials for, placement, size of rooms, windows, doors, balcony, furniture's inbuilt wardrobe etc.) provided in the floor plans may vary as the same have been taken from concept designs prior the actual development/construction and therefore their accuracy in relation to actual construction cannot be confirmed. Hence, we make no guarantee, warranty or representation as to the accuracy and completeness of the floor plan information as changes may be made during the development process, without notice. Always refer to latest IFC design available in the sales office for the most accurate representation of all construction details.

# B2

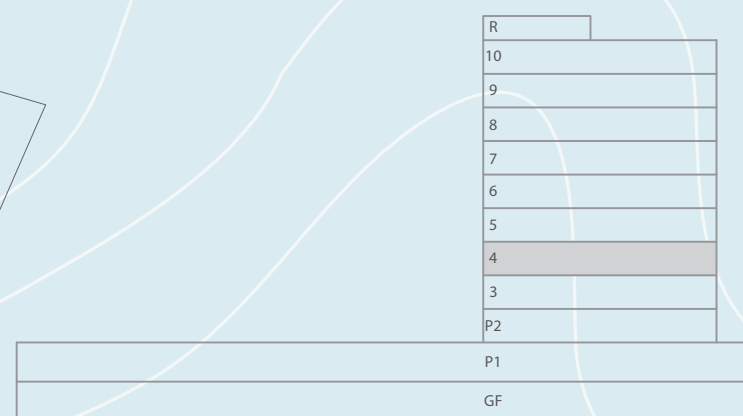
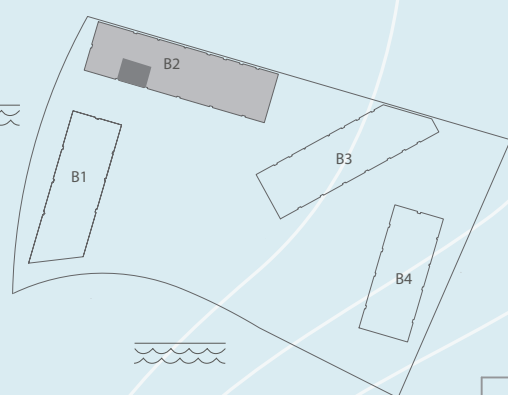
## 2 BEDROOM

LEVEL 04 UNIT 09

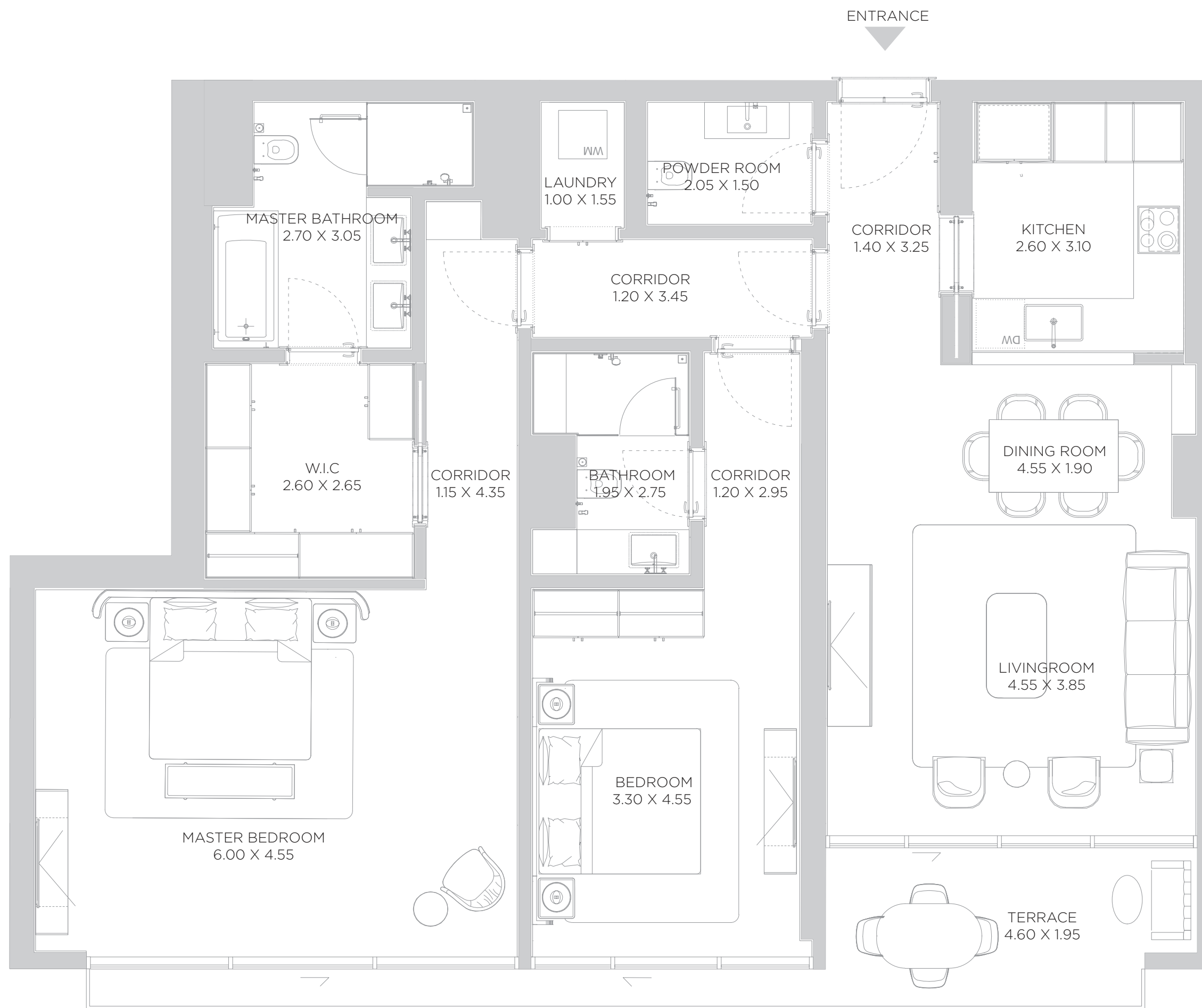
SUITE AREA	1,465	SQ.FT	136.09	SQ.M.
BALCONY AREA	149	SQ.FT	13.86	SQ.M.
TOTAL AREA	1,614	SQ.FT	149.95	SQ.M.

KEY PLAN

ELEVATION



FOURTH FLOOR PLAN





# B2

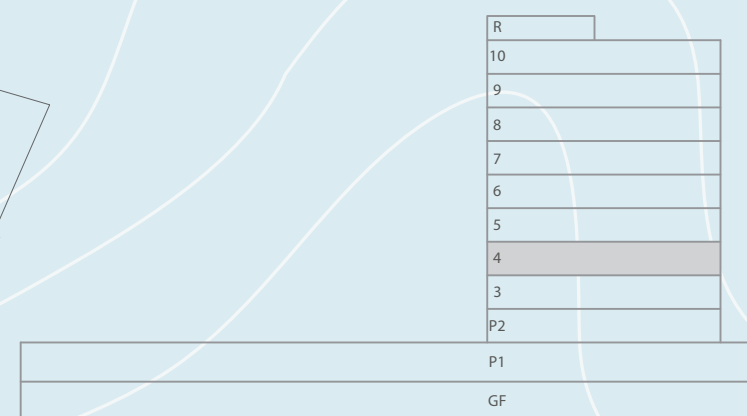
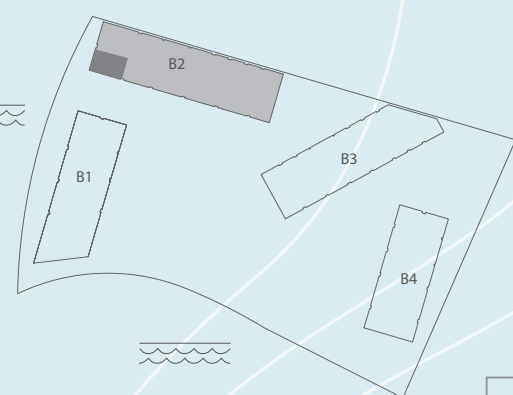
## 2 BEDROOM

LEVEL 04 UNIT 10

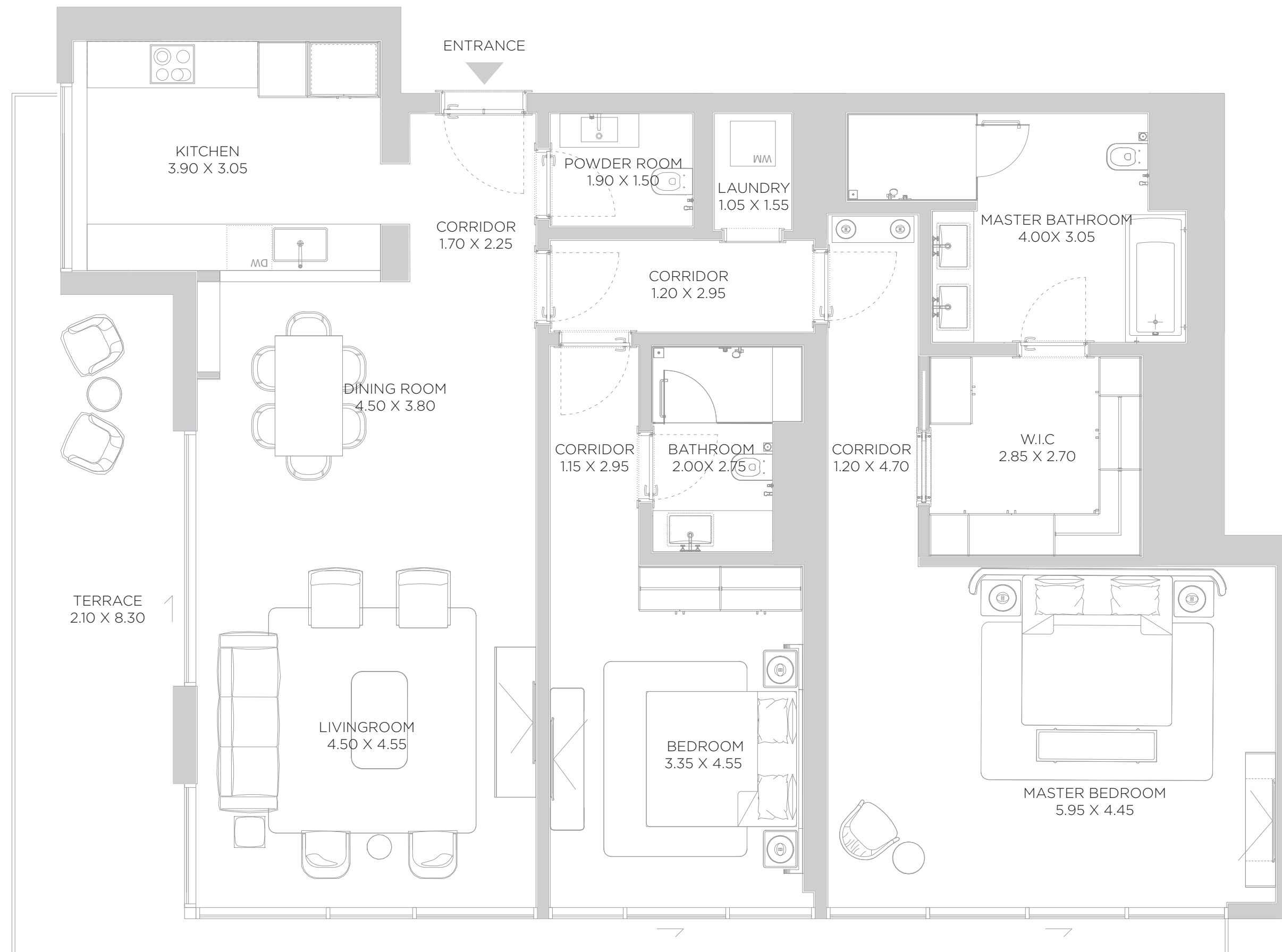
SUITE AREA	1,699	SQ.FT	157.83	SQ.M.
BALCONY AREA	314	SQ.FT	29.18	SQ.M.
TOTAL AREA	2,013	SQ.FT	187.01	SQ.M.

KEY PLAN

ELEVATION



FOURTH FLOOR PLAN



DISCLAIMER: All measurements, dimensions, coordinates and drawings, given as the Floor Plans in the literature are approximate and provided only for the purpose of marketing, illustration, information and general guidance as such drawings are not to scale. All the rooms, sizes, locations, orientations, dimensions, fixtures, fittings, finishes and specifications (including materials for, placement, size of rooms, windows, doors, balcony, furniture's inbuilt wardrobe etc.) provided in the floor plans may vary as the same have been taken from concept designs prior the actual development/construction and therefore their accuracy in relation to actual construction cannot be confirmed. Hence, we make no guarantee, warranty or representation as to the accuracy and completeness of the floor plan information as changes may be made during the development process, without notice. Always refer to latest IFC design available in the sales office for the most accurate representation of all construction details.

# B2

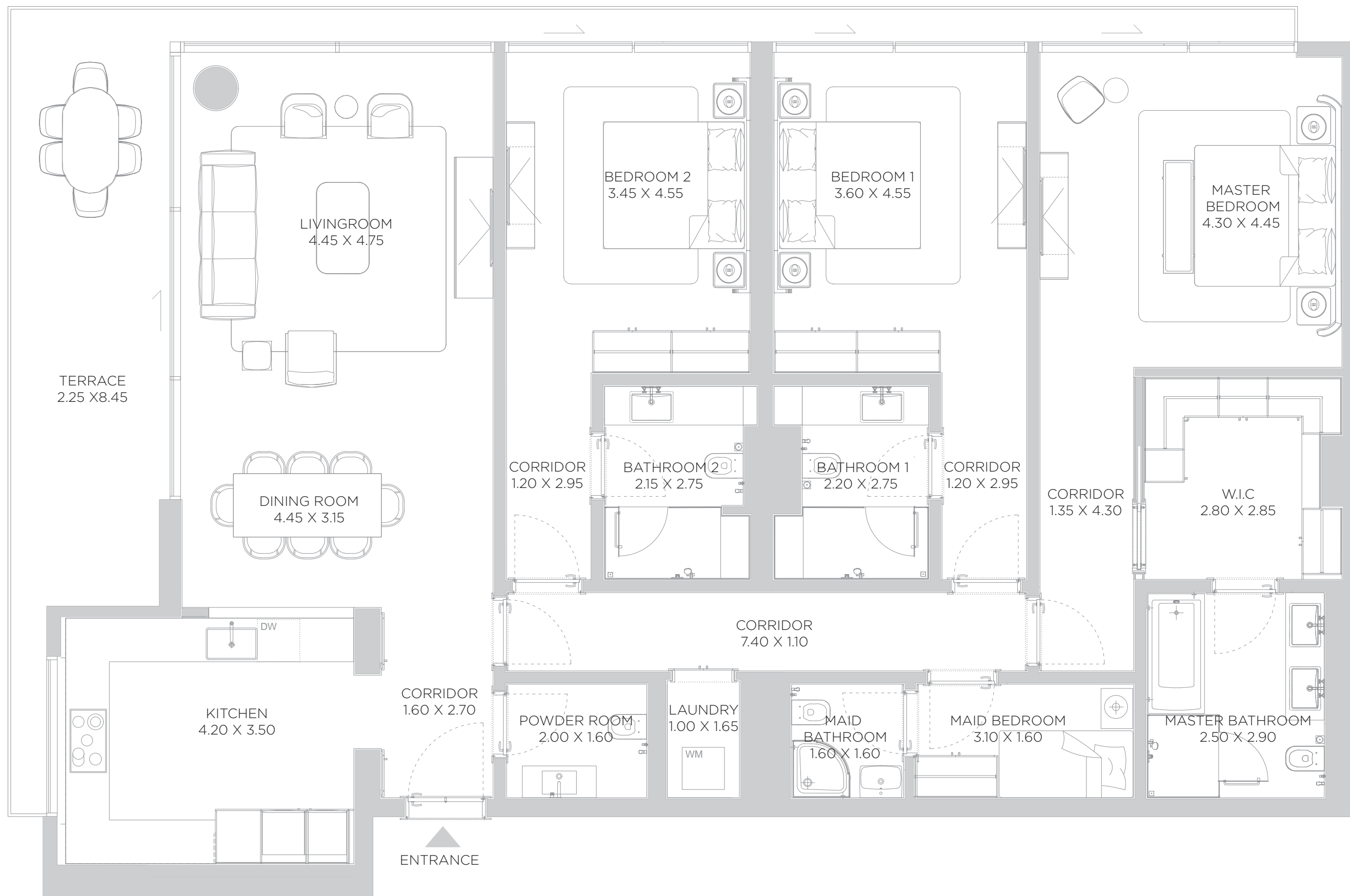
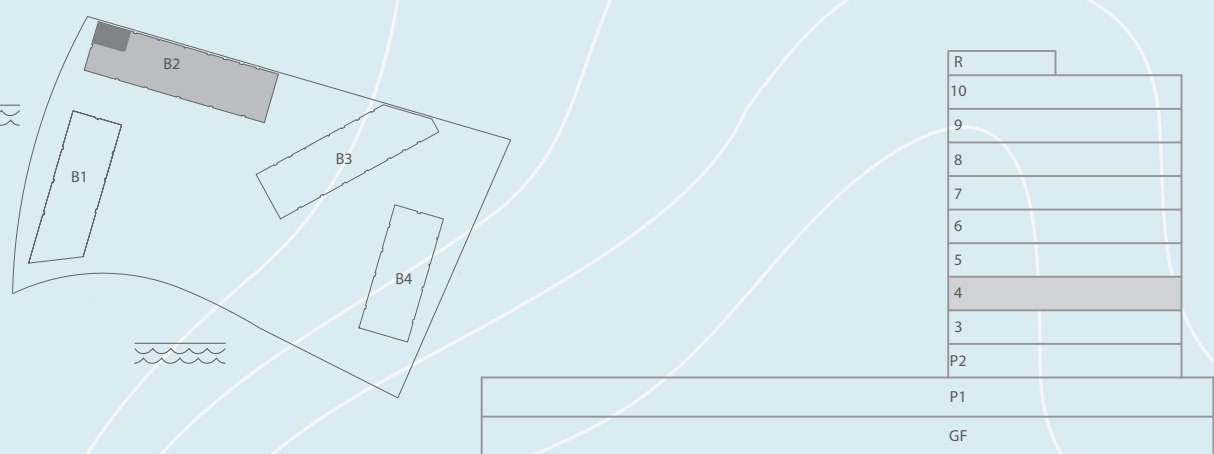
## 3 BEDROOM

LEVEL 04 UNIT 11

SUITE AREA	2,035	SQ.FT	189.09	SQ.M.
BALCONY AREA	321	SQ.FT	29.80	SQ.M.
TOTAL AREA	2,356	SQ.FT	218.89	SQ.M.

KEY PLAN

ELEVATION



FOURTH FLOOR PLAN

DISCLAIMER: All measurements, dimensions, coordinates and drawings, given as the Floor Plans in the literature are approximate and provided only for the purpose of marketing, illustration, information and general guidance as such drawings are not to scale. All the rooms, sizes, locations, orientations, dimensions, fixtures, fittings, finishes and specifications (including materials for, placement, size of rooms, windows, doors, balcony, furniture's inbuilt wardrobe etc.) provided in the floor plans may vary as the same have been taken from concept designs prior to the actual development/construction and therefore their accuracy in relation to actual construction cannot be confirmed. Hence, we make no guarantee, warranty or representation as to the accuracy and completeness of the floor plan information as changes may be made during the development process, without notice. Always refer to latest IFC design available in the sales office for the most accurate representation of all construction details.



# B2

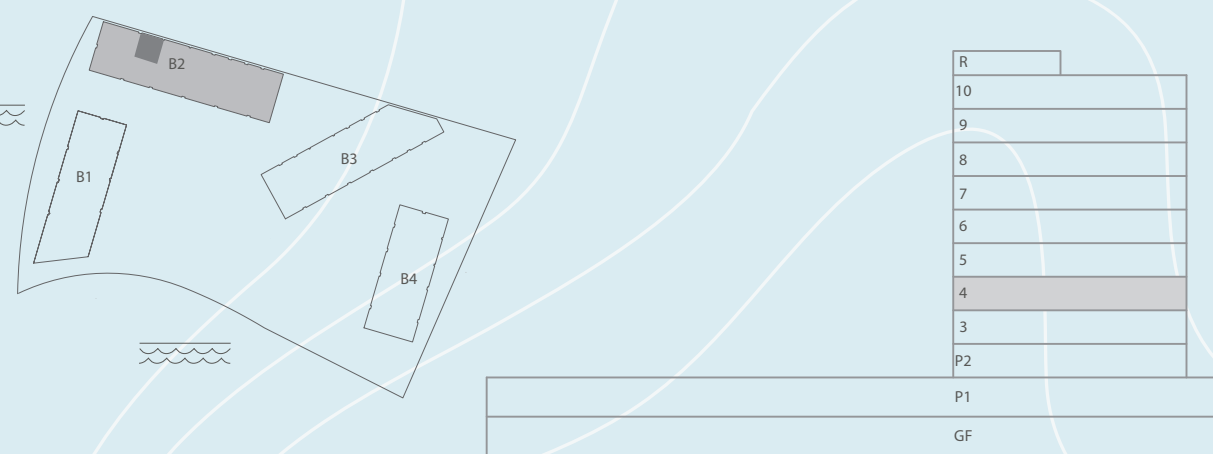
## 2 BEDROOM

LEVEL 04 UNIT 12

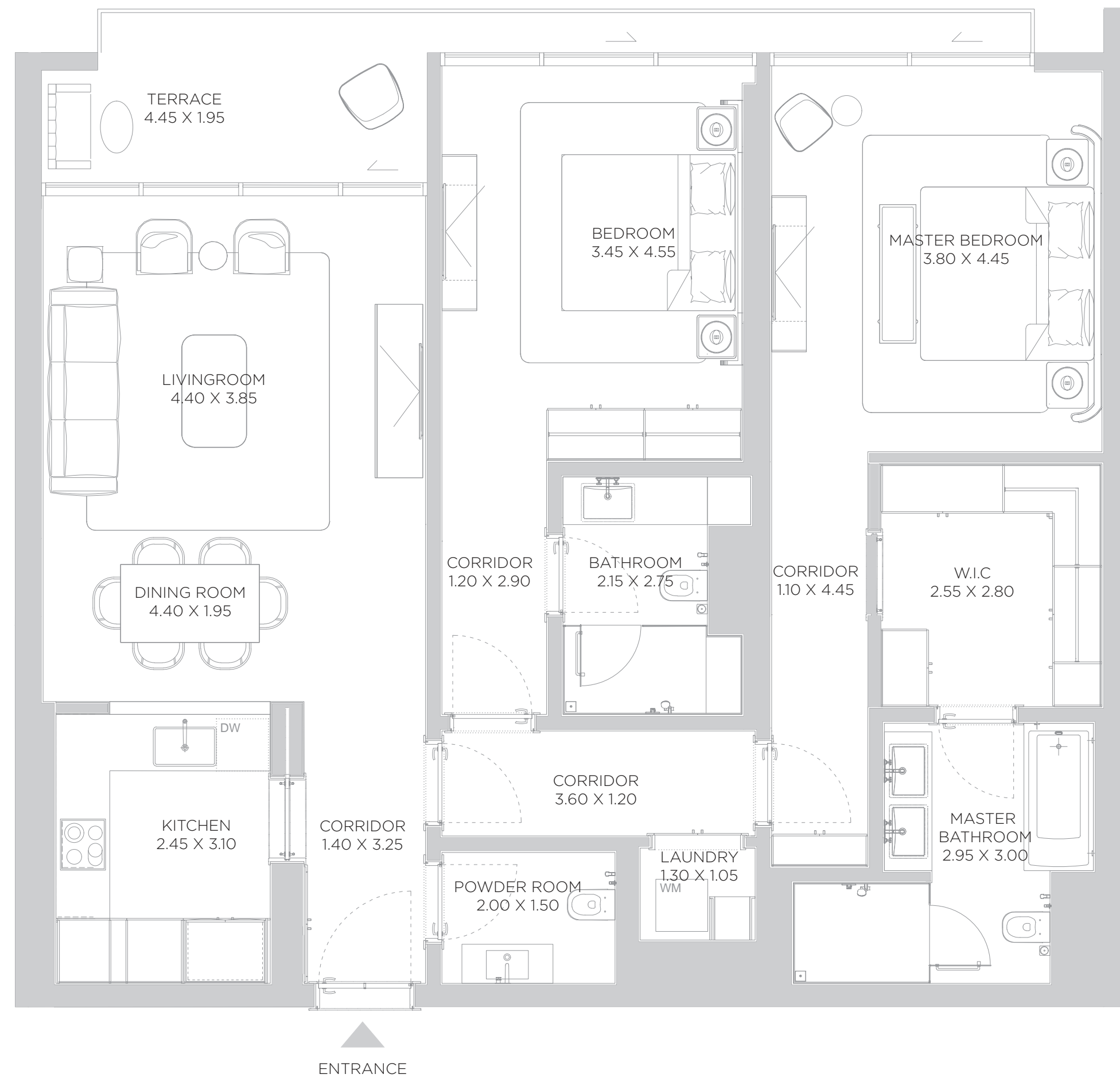
SUITE AREA	1,363	SQ.FT	126.67	SQ.M.
BALCONY AREA	134	SQ.FT	12.41	SQ.M.
TOTAL AREA	1,497	SQ.FT	139.08	SQ.M.

KEY PLAN

ELEVATION



FOURTH FLOOR PLAN



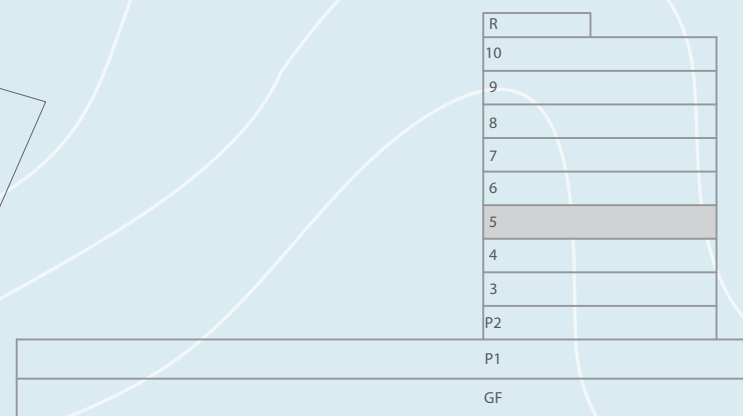
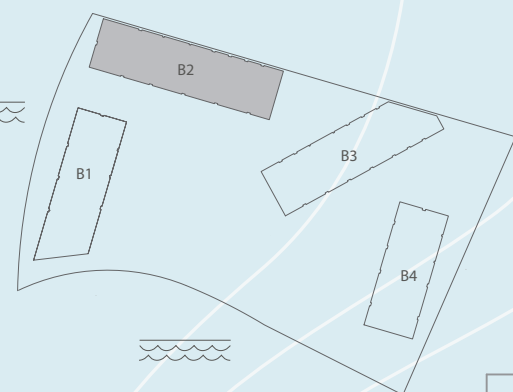
DISCLAIMER: All measurements, dimensions, coordinates and drawings, given as the Floor Plans in the literature are approximate and provided only for the purpose of marketing, illustration, information and general guidance as such drawings are not to scale. All the rooms, sizes, locations, orientations, dimensions, fixtures, fittings, finishes and specifications (including materials for, placement, size of rooms, windows, doors, balcony, furniture's inbuilt wardrobe etc.) provided in the floor plans may vary as the same have been taken from concept designs prior the actual development/construction and therefore their accuracy in relation to actual construction cannot be confirmed. Hence, we make no guarantee, warranty or representation as to the accuracy and completeness of the floor plan information as changes may be made during the development process, without notice. Always refer to latest IFC design available in the sales office for the most accurate representation of all construction details.

BEACH RESIDENCES DUBAI ISLANDS

B2 LEVEL 05

KEY PLAN

ELEVATION



DISCLAIMER: All measurements, dimensions, coordinates and drawings, given as the Floor Plans in the literature are approximate and provided only for the purpose of marketing, illustration, information and general guidance as such drawings are not to scale. All the rooms, sizes, locations, orientations, dimensions, fixtures, fittings, finishes and specifications (including materials for, placement, size of rooms, windows, doors, balcony, furniture's inbuilt wardrobe etc.) provided in the floor plans may vary as the same have been taken from concept designs prior the actual development/construction and therefore their accuracy in relation to actual construction cannot be confirmed. Hence, we make no guarantee, warranty or representation as to the accuracy and completeness of the floor plan information as changes may be made during the development process, without notice. Always refer to latest IFC design available in the sales office for the most accurate representation of all construction details.



# B2

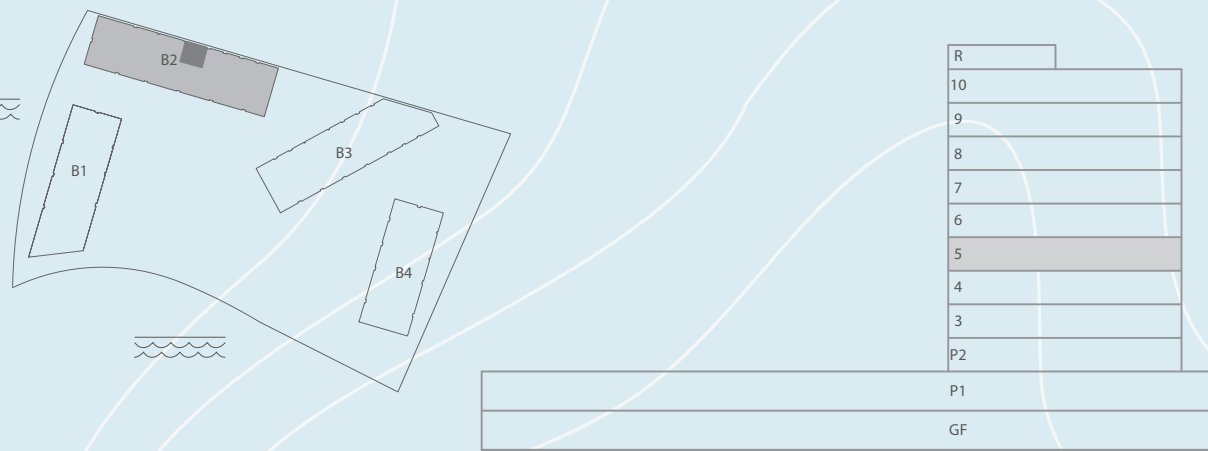
## 2 BEDROOM

LEVEL 05 UNIT 01

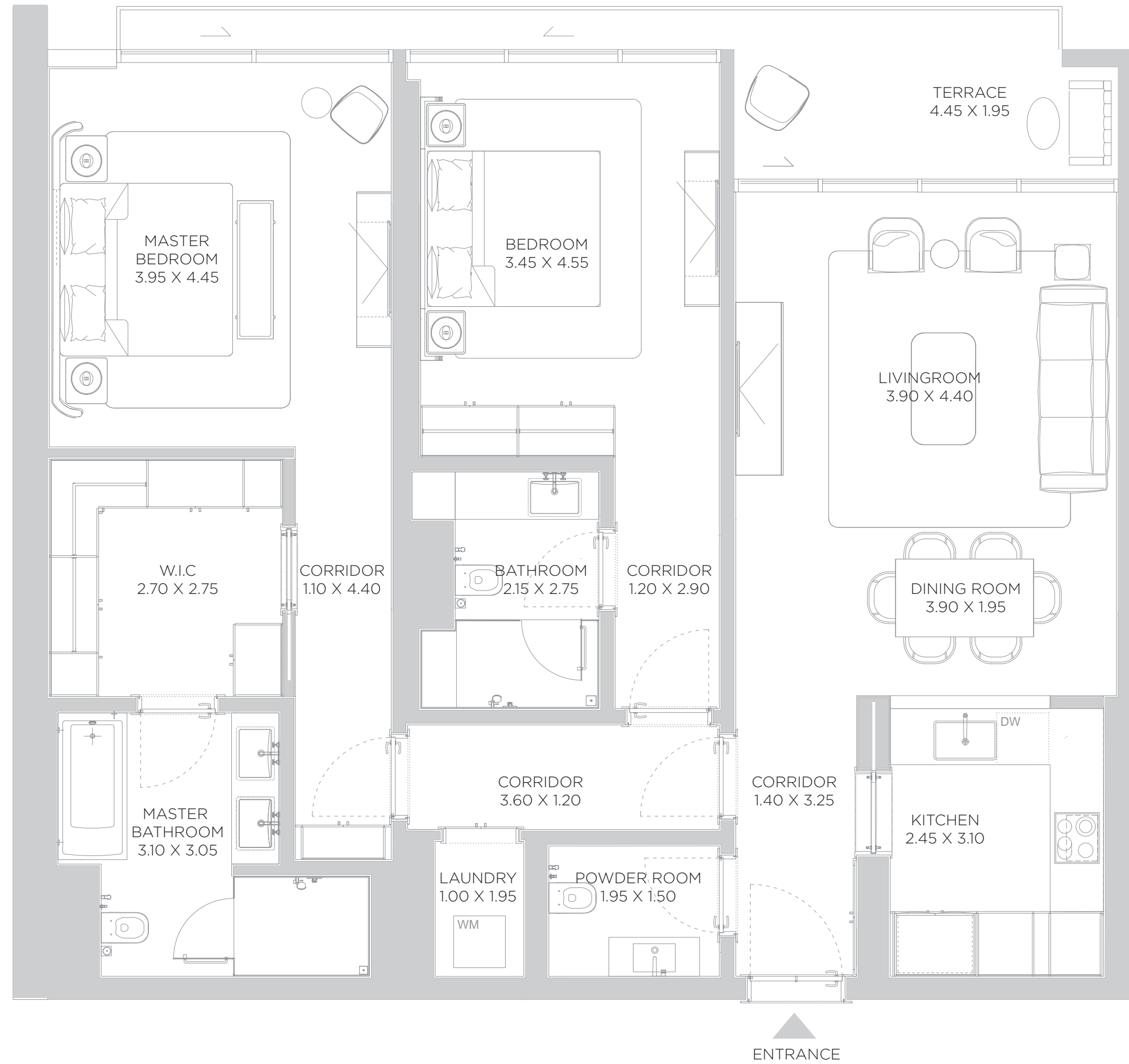
SUITE AREA	1,385	SQ.FT	128.67	SQ.M.
BALCONY AREA	134	SQ.FT	12.46	SQ.M.
TOTAL AREA	1,519	SQ.FT	141.13	SQ.M.

KEY PLAN

ELEVATION



FIFTH FLOOR PLAN



DISCLAIMER: All measurements, dimensions, coordinates and drawings, given as the Floor Plans in the literature are approximate and provided only for the purpose of marketing, illustration, information and general guidance as such drawings are not to scale. All the rooms, sizes, locations, orientations, dimensions, fixtures, fittings, finishes and specifications (including materials for, placement, size of rooms, windows, doors, balcony, furniture's inbuilt wardrobe etc.) provided in the floor plans may vary as the same have been taken from concept designs prior the actual development/construction and therefore their accuracy in relation to actual construction cannot be confirmed. Hence, we make no guarantee, warranty or representation as to the accuracy and completeness of the floor plan information as changes may be made during the development process, without notice. Always refer to latest IFC design available in the sales office for the most accurate representation of all construction details.

# B2

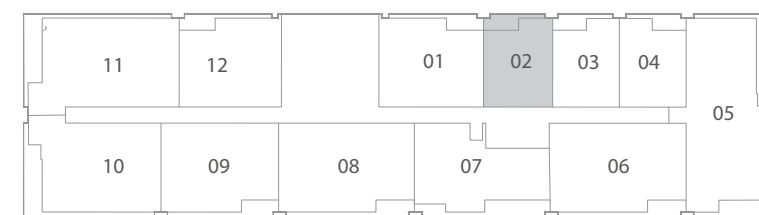
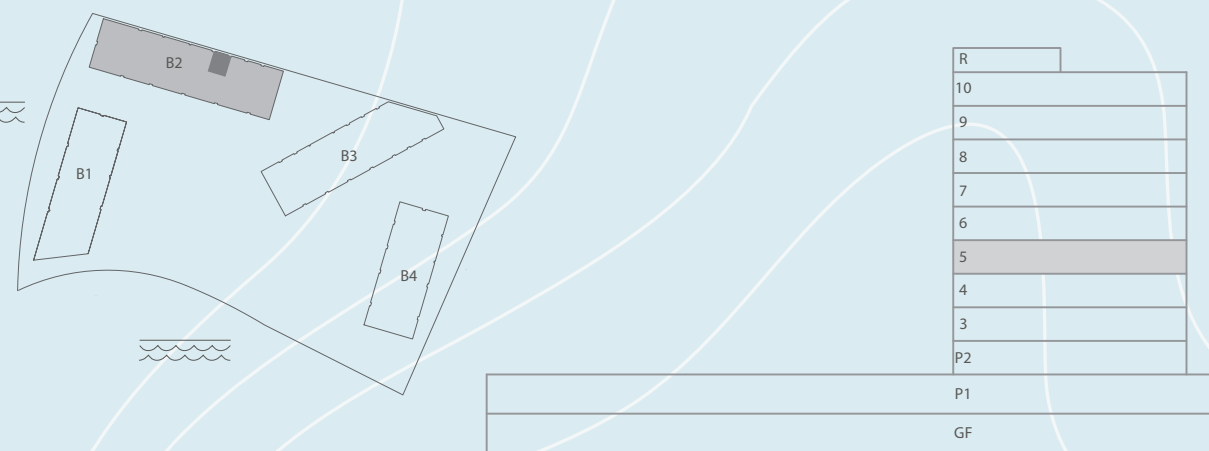
## 1 BEDROOM

LEVEL 05 UNIT 02

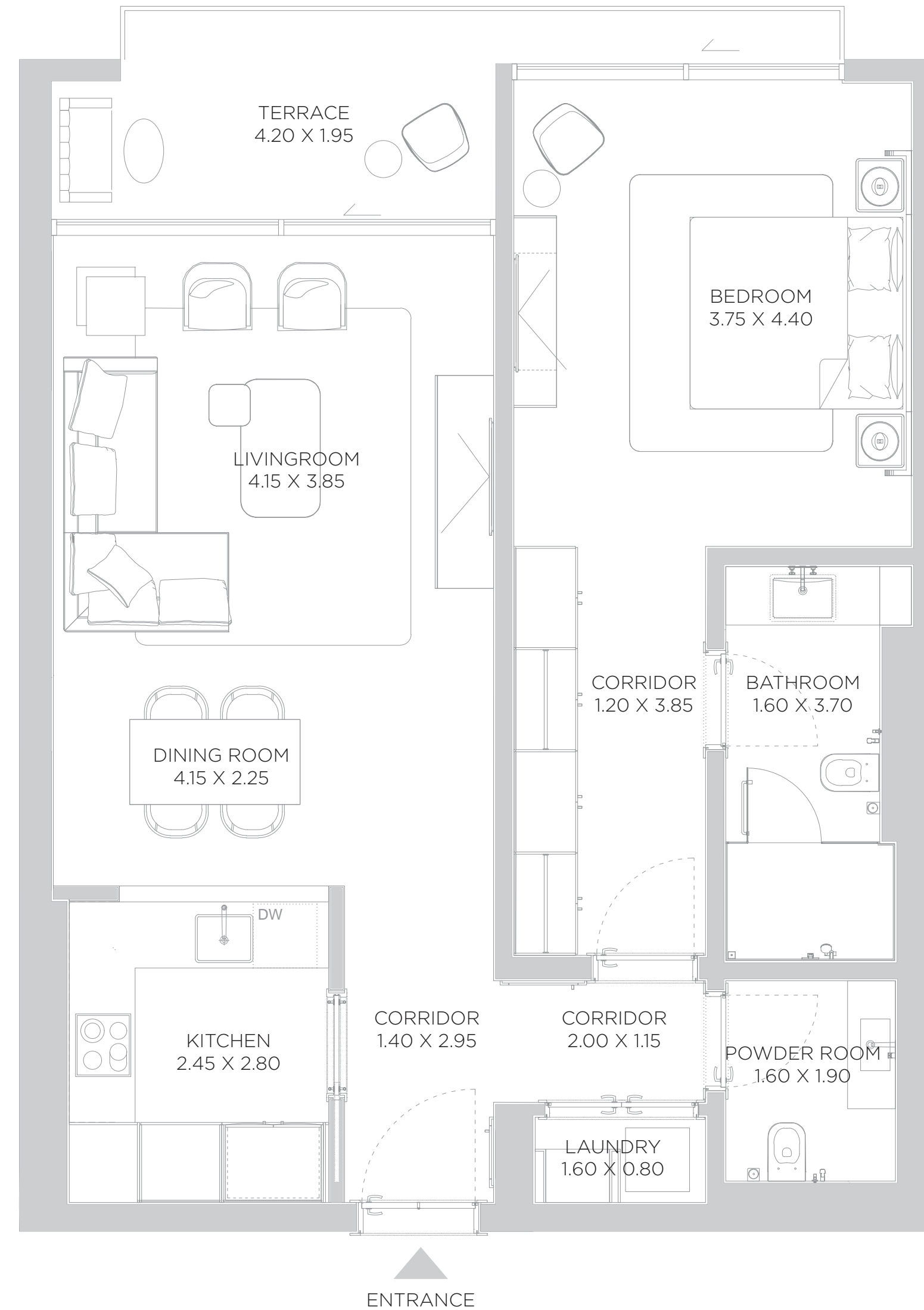
SUITE AREA	891	SQ.FT	82.81	SQ.M.
BALCONY AREA	109	SQ.FT	10.08	SQ.M.
TOTAL AREA	1,000	SQ.FT	92.89	SQ.M.

KEY PLAN

ELEVATION



FIFTH FLOOR PLAN



DISCLAIMER: All measurements, dimensions, coordinates and drawings, given as the Floor Plans in the literature are approximate and provided only for the purpose of marketing, illustration, information and general guidance as such drawings are not to scale. All the rooms, sizes, locations, orientations, dimensions, fixtures, fittings, finishes and specifications (including materials for, placement, size of rooms, windows, doors, balcony, furniture's inbuilt wardrobe etc.) provided in the floor plans may vary as the same have been taken from concept designs prior the actual development/construction and therefore their accuracy in relation to actual construction cannot be confirmed. Hence, we make no guarantee, warranty or representation as to the accuracy and completeness of the floor plan information as changes may be made during the development process, without notice. Always refer to latest IFC design available in the sales office for the most accurate representation of all construction details.



# B2

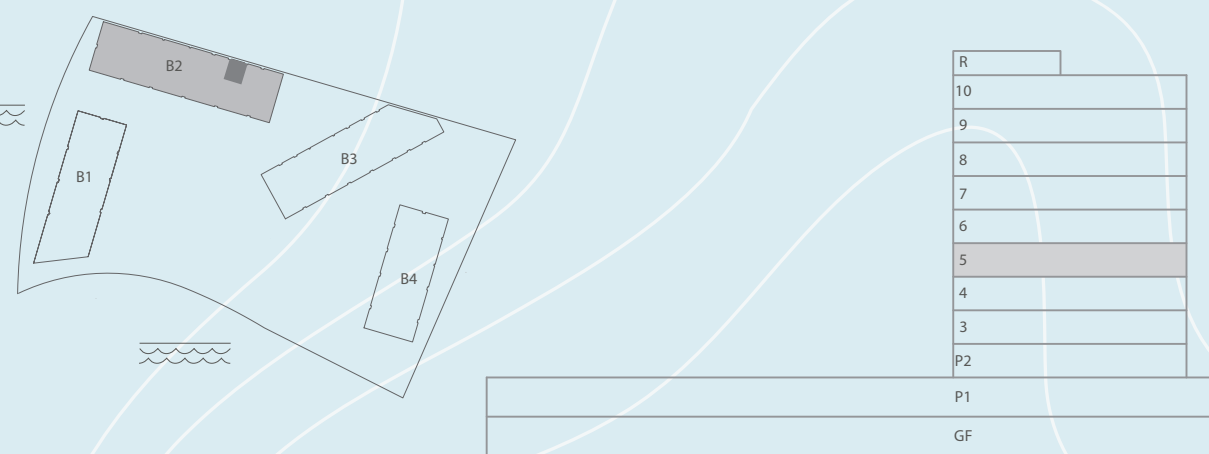
## 1 BEDROOM

LEVEL 05 UNIT 03

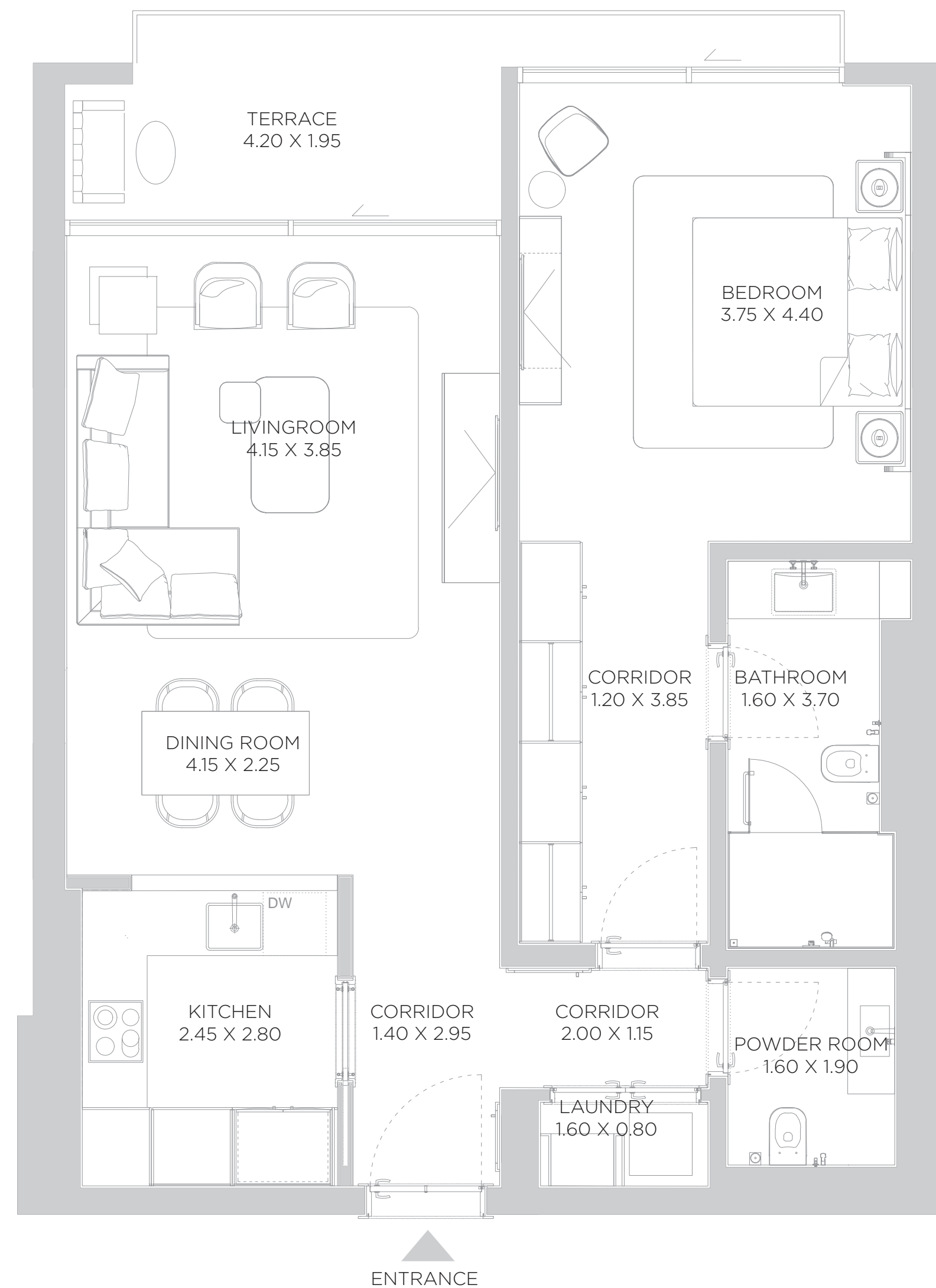
SUITE AREA	891	SQ.FT	82.80	SQ.M.
BALCONY AREA	109	SQ.FT	10.08	SQ.M.
TOTAL AREA	1,000	SQ.FT	92.88	SQ.M.

KEY PLAN

ELEVATION



FIFTH FLOOR PLAN



DISCLAIMER: All measurements, dimensions, coordinates and drawings, given as the Floor Plans in the literature are approximate and provided only for the purpose of marketing, illustration, information and general guidance as such drawings are not to scale. All the rooms, sizes, locations, orientations, dimensions, fixtures, fittings, finishes and specifications (including materials for, placement, size of rooms, windows, doors, balcony, furniture's inbuilt wardrobe etc.) provided in the floor plans may vary as the same have been taken from concept designs prior the actual development/construction and therefore their accuracy in relation to actual construction cannot be confirmed. Hence, we make no guarantee, warranty or representation as to the accuracy and completeness of the floor plan information as changes may be made during the development process, without notice. Always refer to latest IFC design available in the sales office for the most accurate representation of all construction details.

# B2

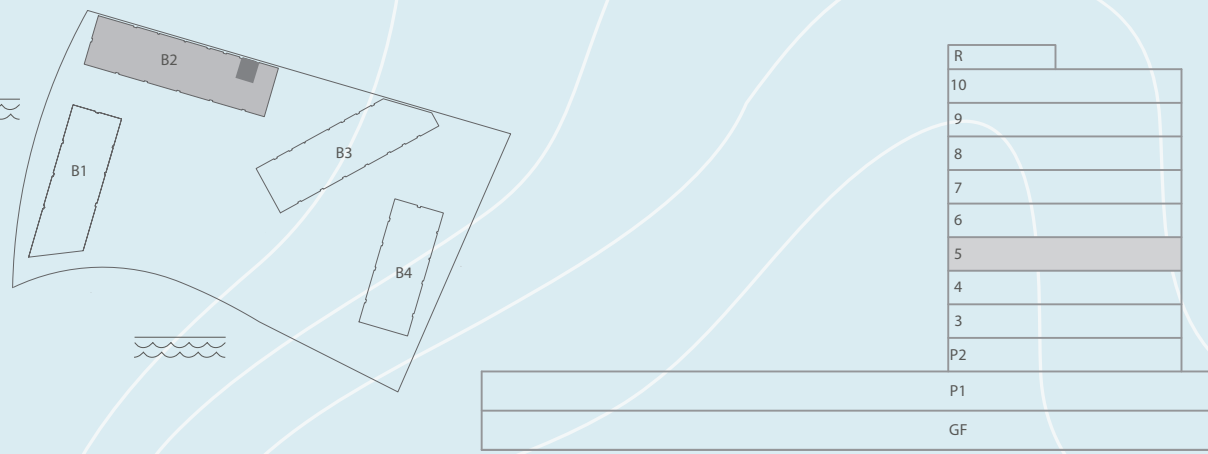
## 1 BEDROOM

LEVEL 05 UNIT 04

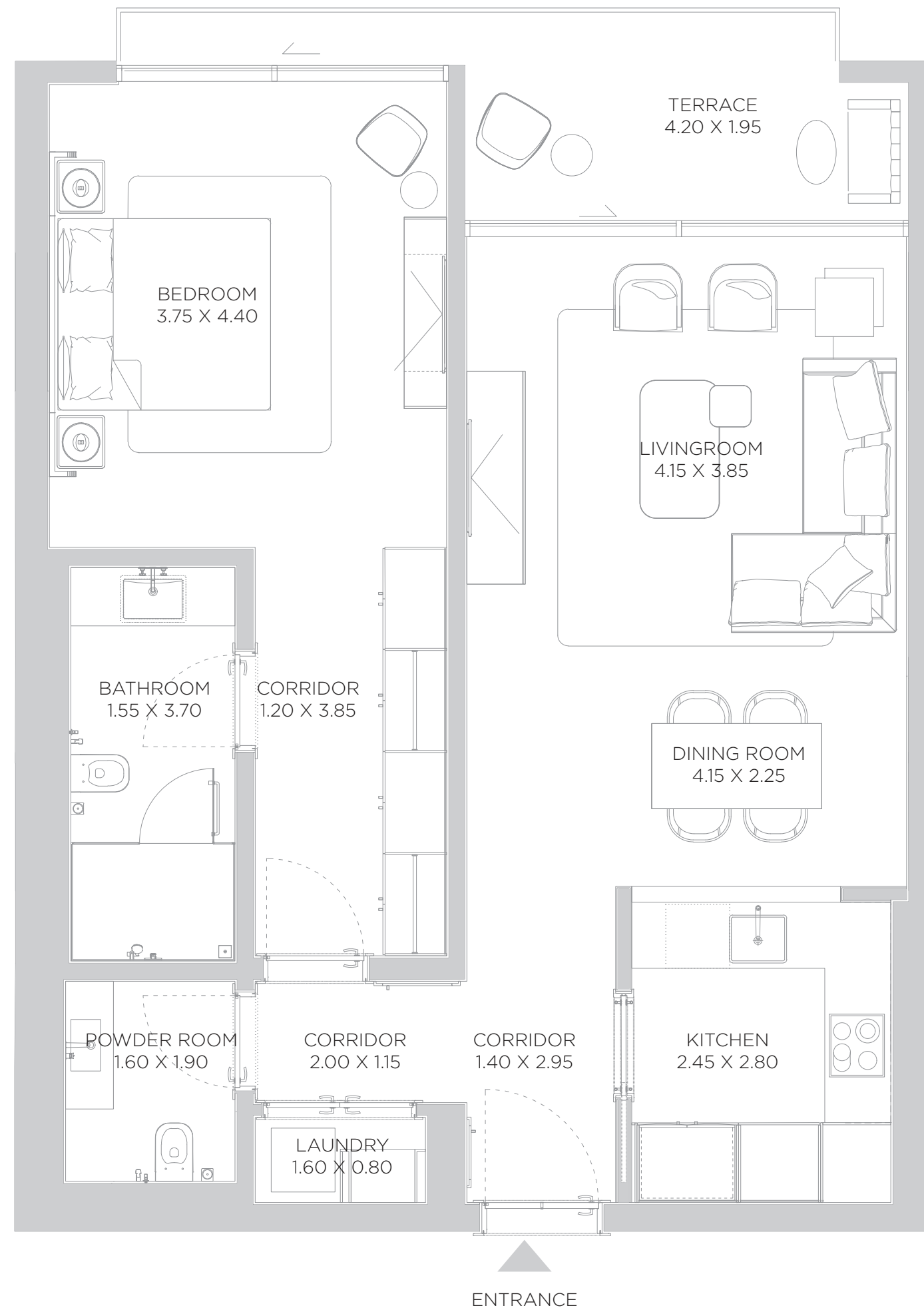
SUITE AREA	893	SQ.FT	82.99	SQ.M.
BALCONY AREA	110	SQ.FT	10.18	SQ.M.
TOTAL AREA	1,003	SQ.FT	93.17	SQ.M.

KEY PLAN

ELEVATION



FIFTH FLOOR PLAN



# B2

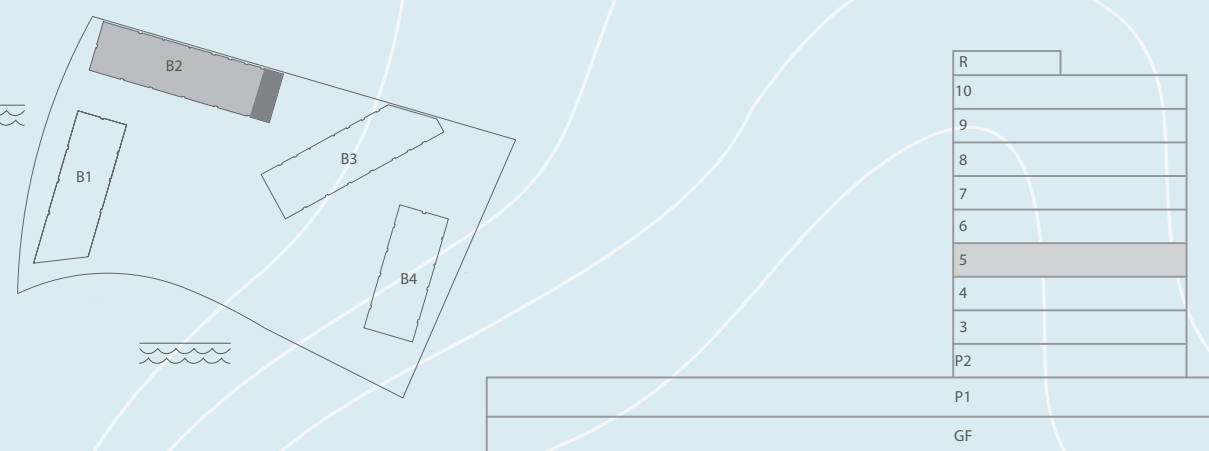
## 3 BEDROOM

LEVEL 05 UNIT 05

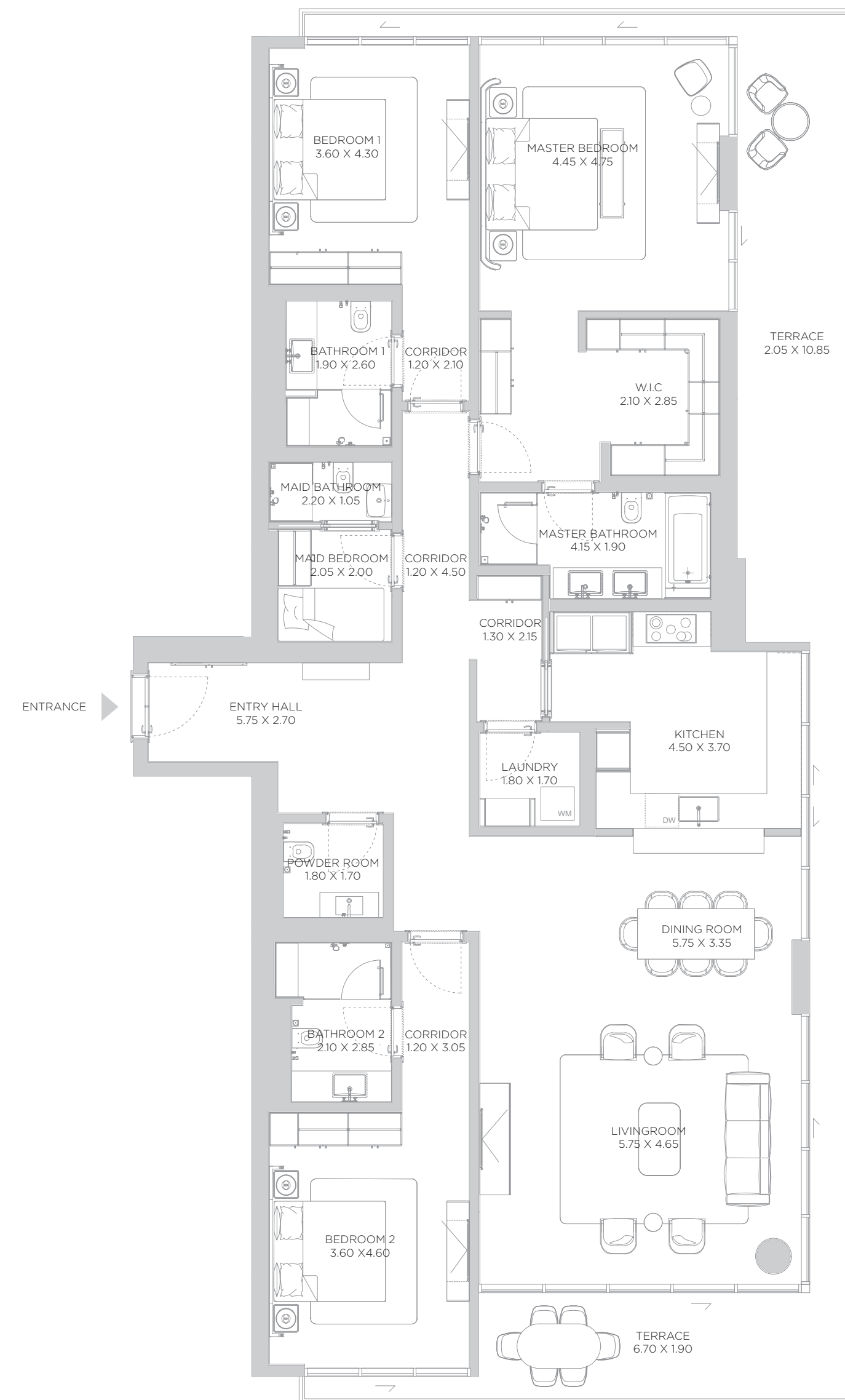
SUITE AREA	2,303	SQ.FT	214.00	SQ.M.
BALCONY AREA	554	SQ.FT	51.43	SQ.M.
TOTAL AREA	2,857	SQ.FT	265.43	SQ.M.

KEY PLAN

ELEVATION



FIFTH FLOOR PLAN



DISCLAIMER: All measurements, dimensions, coordinates and drawings, given as the Floor Plans in the literature are approximate and provided only for the purpose of marketing, illustration, information and general guidance as such drawings are not to scale. All the rooms, sizes, locations, orientations, dimensions, fixtures, fittings, finishes and specifications (including materials for, placement, size of rooms, windows, doors, balcony, furniture's inbuilt wardrobe etc.) provided in the floor plans may vary as the same have been taken from concept designs prior the actual development/construction and therefore their accuracy in relation to actual construction cannot be confirmed. Hence, we make no guarantee, warranty or representation as to the accuracy and completeness of the floor plan information as changes may be made during the development process, without notice. Always refer to latest IFC design available in the sales office for the most accurate representation of all construction details.



# B2

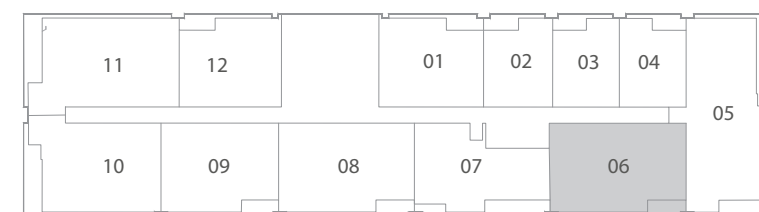
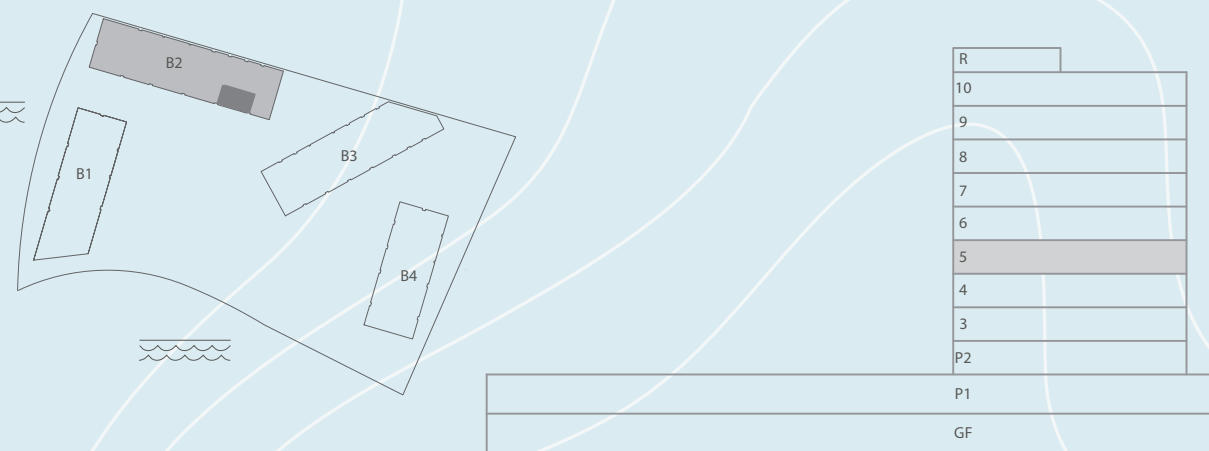
## 3 BEDROOM

LEVEL 05 UNIT 06

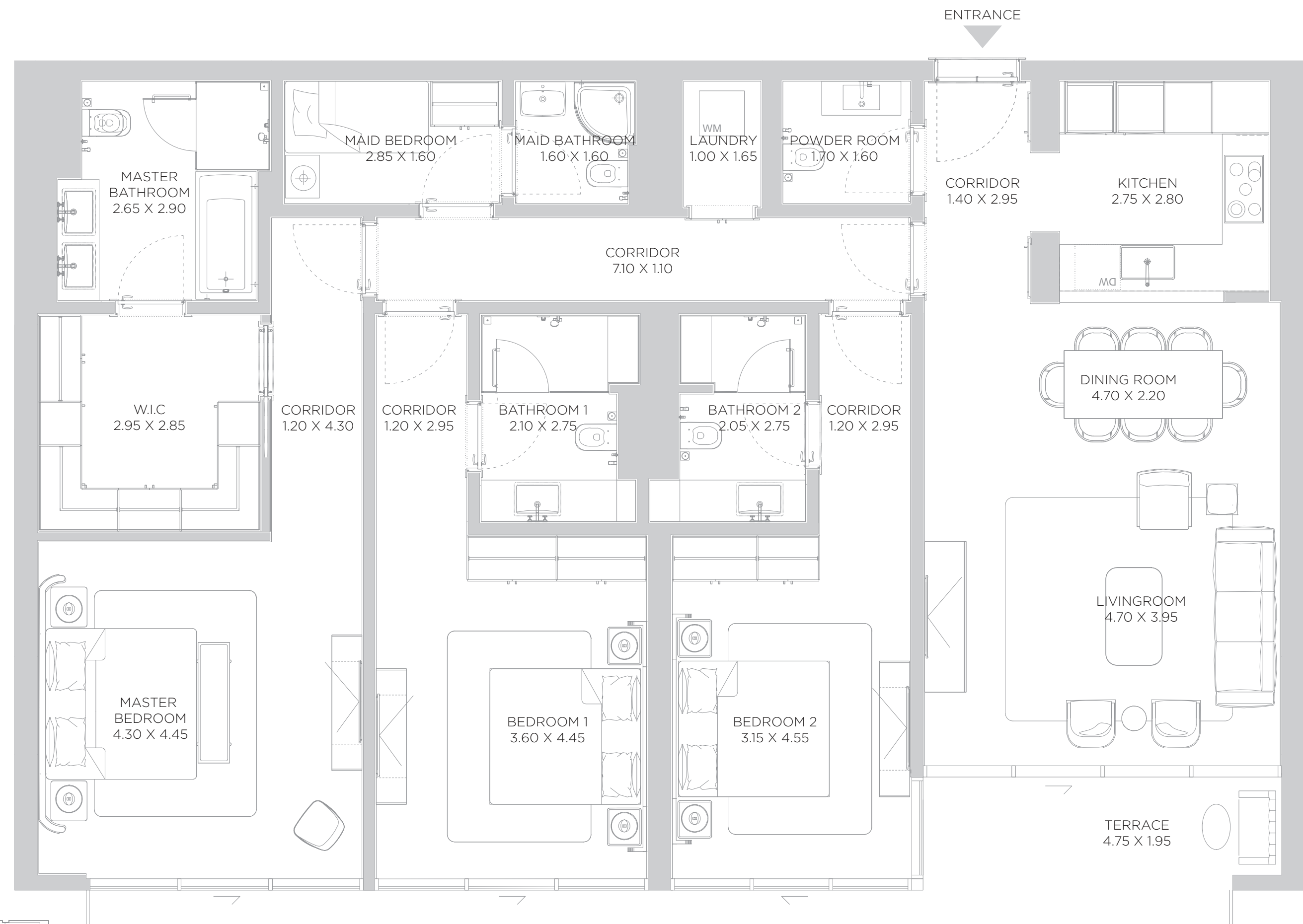
SUITE AREA	1,853	SQ.FT	172.12	SQ.M.
BALCONY AREA	163	SQ.FT	15.19	SQ.M.
TOTAL AREA	2,016	SQ.FT	187.31	SQ.M.

KEY PLAN

ELEVATION



FIFTH FLOOR PLAN



DISCLAIMER: All measurements, dimensions, coordinates and drawings, given as the Floor Plans in the literature are approximate and provided only for the purpose of marketing, illustration, information and general guidance as such drawings are not to scale. All the rooms, sizes, locations, orientations, dimensions, fixtures, fittings, finishes and specifications (including materials for, placement, size of rooms, windows, doors, balcony, furniture's inbuilt wardrobe etc.) provided in the floor plans may vary as the same have been taken from concept designs prior to the actual development/construction and therefore their accuracy in relation to actual construction cannot be confirmed. Hence, we make no guarantee, warranty or representation as to the accuracy and completeness of the floor plan information as changes may be made during the development process, without notice. Always refer to latest IFC design available in the sales office for the most accurate representation of all construction details.

# B2

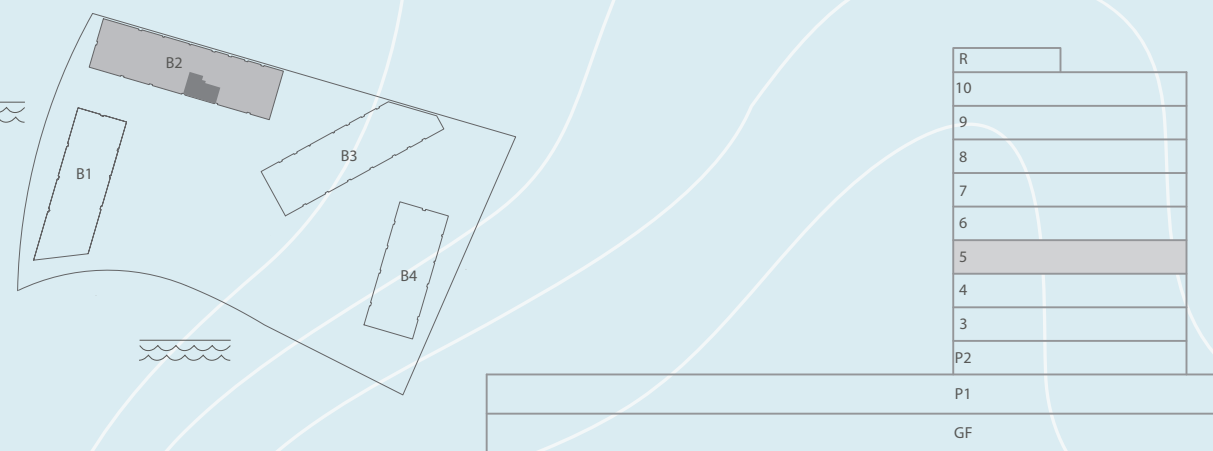
## 2 BEDROOM

LEVEL 05 UNIT 07

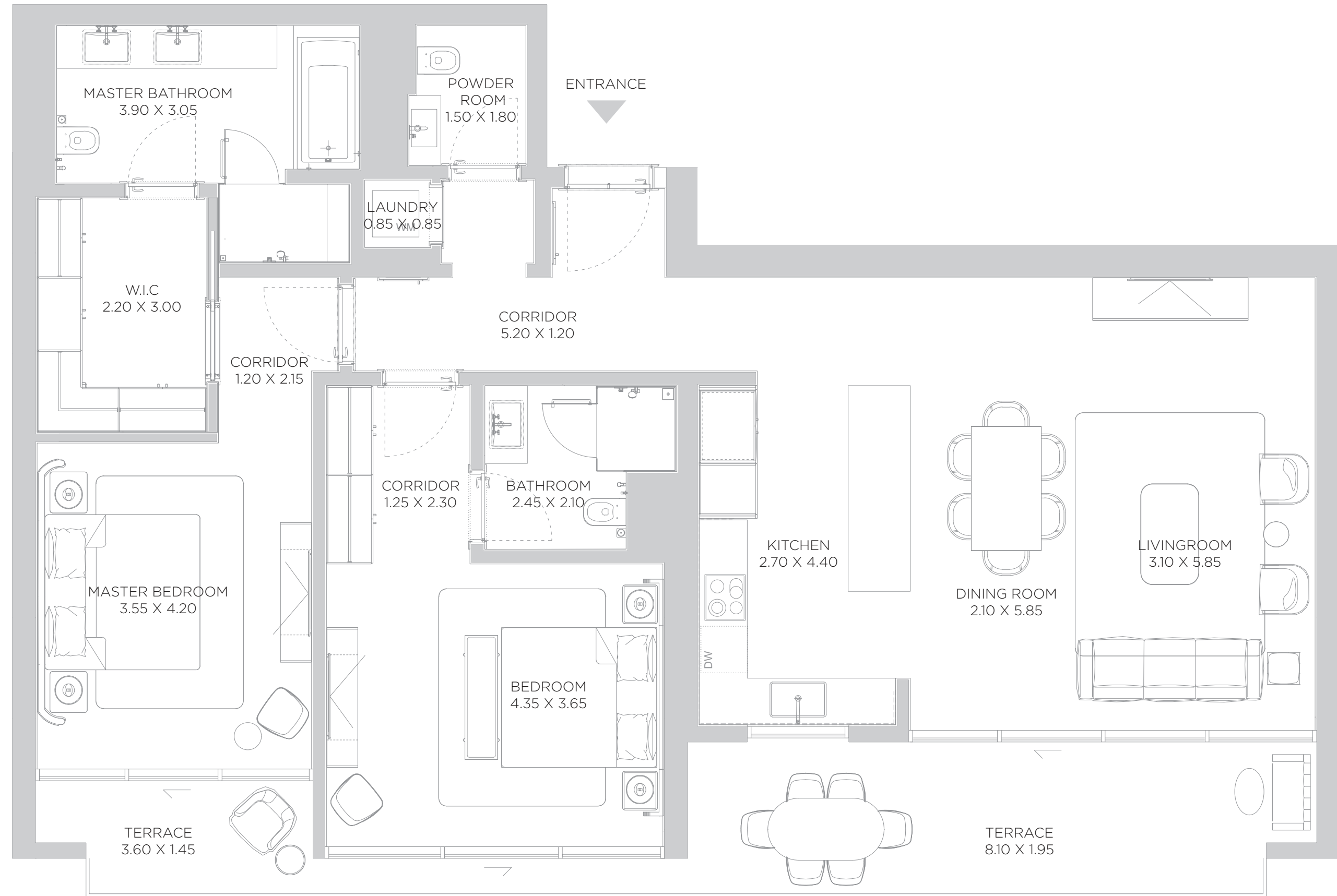
SUITE AREA	1,435	SQ.FT	133.35	SQ.M.
BALCONY AREA	259	SQ.FT	24.07	SQ.M.
TOTAL AREA	1,694	SQ.FT	157.42	SQ.M.

KEY PLAN

ELEVATION



FIFTH FLOOR PLAN



DISCLAIMER: All measurements, dimensions, coordinates and drawings, given as the Floor Plans in the literature are approximate and provided only for the purpose of marketing, illustration, information and general guidance as such drawings are not to scale. All the rooms, sizes, locations, orientations, dimensions, fixtures, fittings, finishes and specifications (including materials for, placement, size of rooms, windows, doors, balcony, furniture's inbuilt wardrobe etc.) provided in the floor plans may vary as the same have been taken from concept designs prior the actual development/construction and therefore their accuracy in relation to actual construction cannot be confirmed. Hence, we make no guarantee, warranty or representation as to the accuracy and completeness of the floor plan information as changes may be made during the development process, without notice. Always refer to latest IFC design available in the sales office for the most accurate representation of all construction details.

**B2**

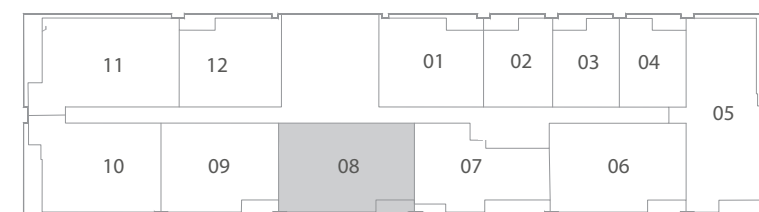
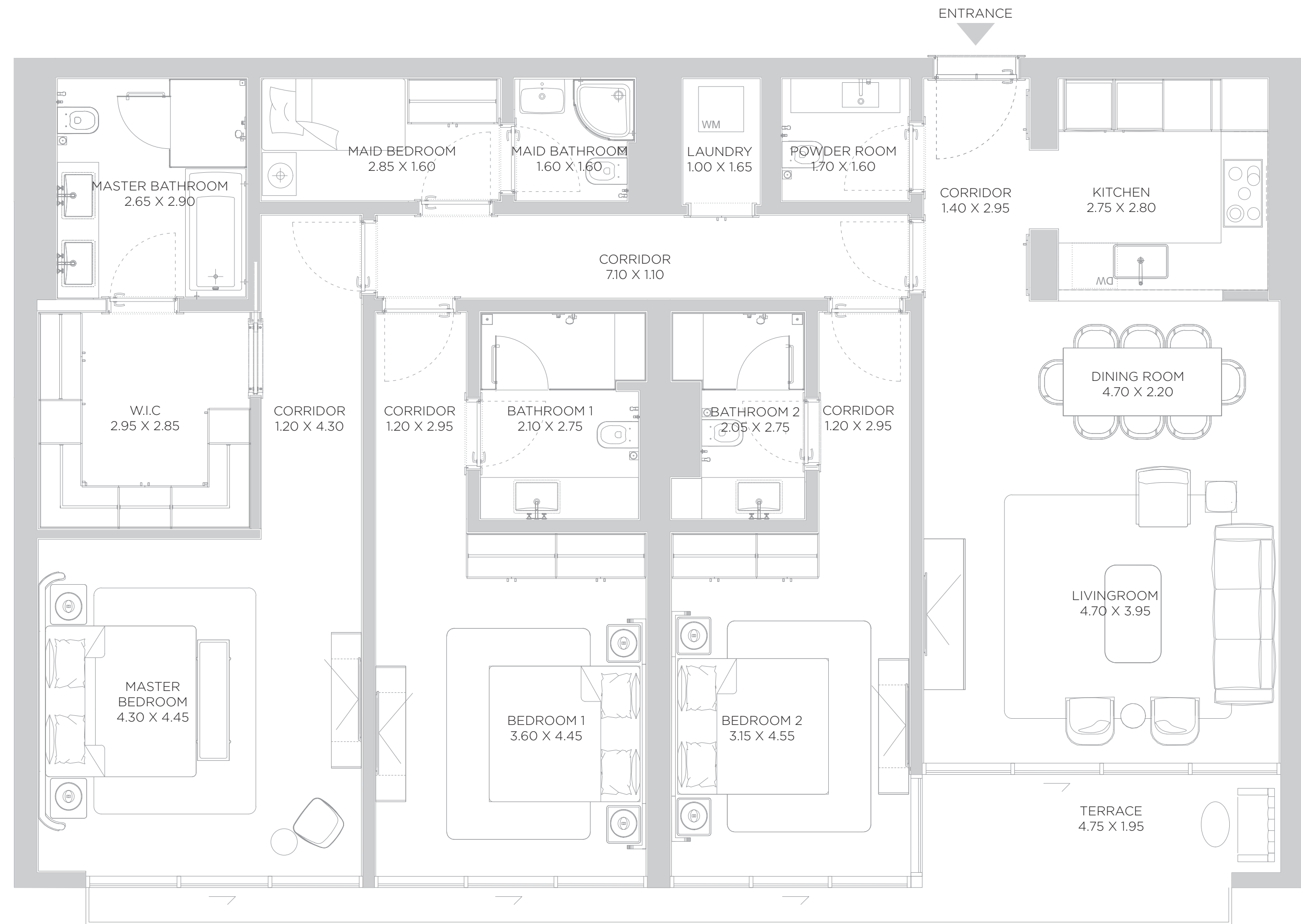
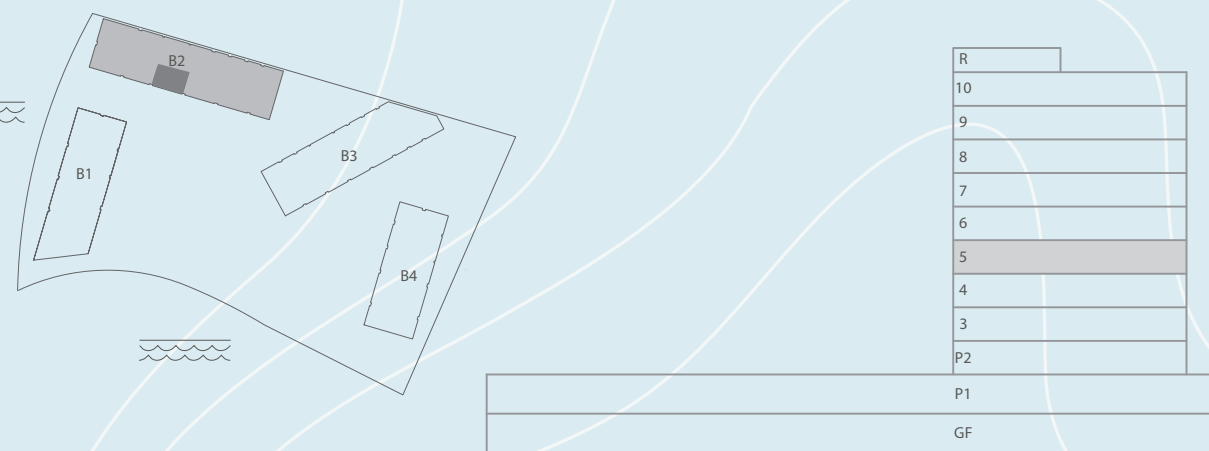
**3 BEDROOM**

LEVEL 05 UNIT 08

SUITE AREA	1,857	SQ.FT	172.52	SQ.M.
BALCONY AREA	161	SQ.FT	14.96	SQ.M.
TOTAL AREA	2,018	SQ.FT	187.48	SQ.M.

KEY PLAN

ELEVATION



FIFTH FLOOR PLAN

DISCLAIMER: All measurements, dimensions, coordinates and drawings, given as the Floor Plans in the literature are approximate and provided only for the purpose of marketing, illustration, information and general guidance as such drawings are not to scale. All the rooms, sizes, locations, orientations, dimensions, fixtures, fittings, finishes and specifications (including materials for, placement, size of rooms, windows, doors, balcony, furniture's inbuilt wardrobe etc.) provided in the floor plans may vary as the same have been taken from concept designs prior the actual development/construction and therefore their accuracy in relation to actual construction cannot be confirmed. Hence, we make no guarantee, warranty or representation as to the accuracy and completeness of the floor plan information as changes may be made during the development process, without notice. Always refer to latest IFC design available in the sales office for the most accurate representation of all construction details.



# B2

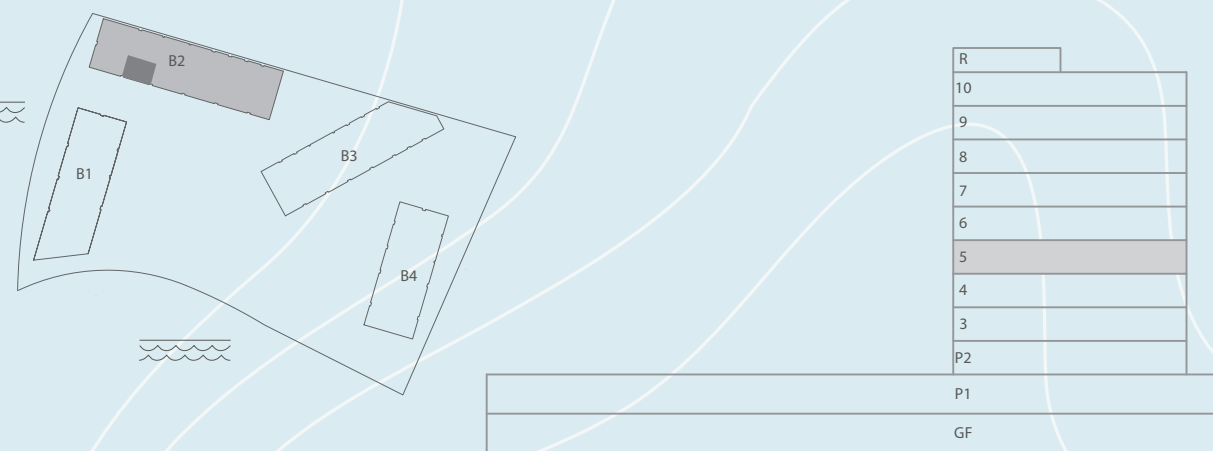
## 2 BEDROOM

LEVEL 05 UNIT 09

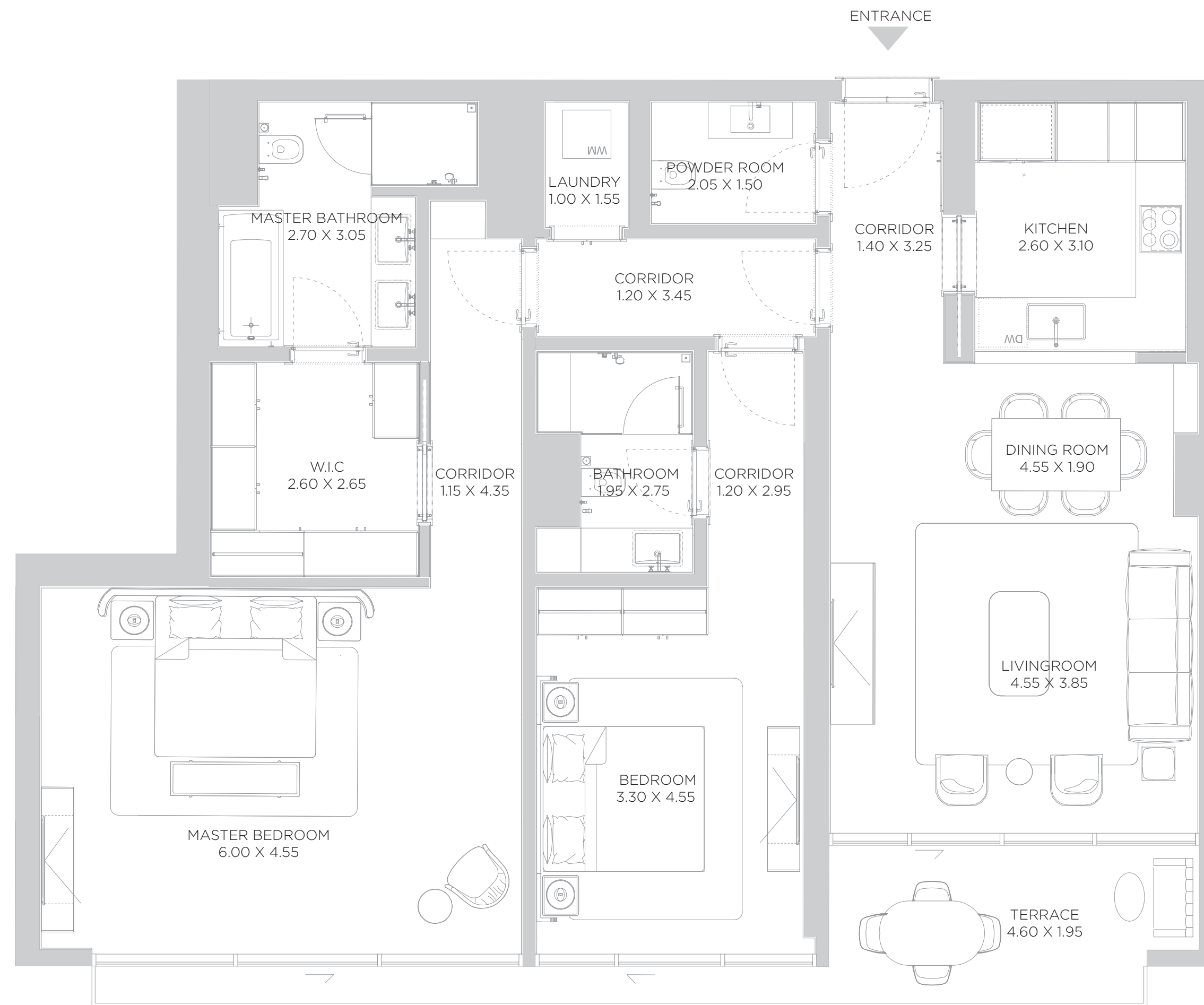
SUITE AREA	1,465	SQ.FT	136.09	SQ.M.
BALCONY AREA	149	SQ.FT	13.86	SQ.M.
TOTAL AREA	1,614	SQ.FT	149.95	SQ.M.

KEY PLAN

ELEVATION



FIFTH FLOOR PLAN



DISCLAIMER: All measurements, dimensions, coordinates and drawings, given as the Floor Plans in the literature are approximate and provided only for the purpose of marketing, illustration, information and general guidance as such drawings are not to scale. All the rooms, sizes, locations, orientations, dimensions, fixtures, fittings, finishes and specifications (including materials for, placement, size of rooms, windows, doors, balcony, furniture's inbuilt wardrobe etc.) provided in the floor plans may vary as the same have been taken from concept designs prior the actual development/construction and therefore their accuracy in relation to actual construction cannot be confirmed. Hence, we make no guarantee, warranty or representation as to the accuracy and completeness of the floor plan information as changes may be made during the development process, without notice. Always refer to latest IFC design available in the sales office for the most accurate representation of all construction details.

# B2

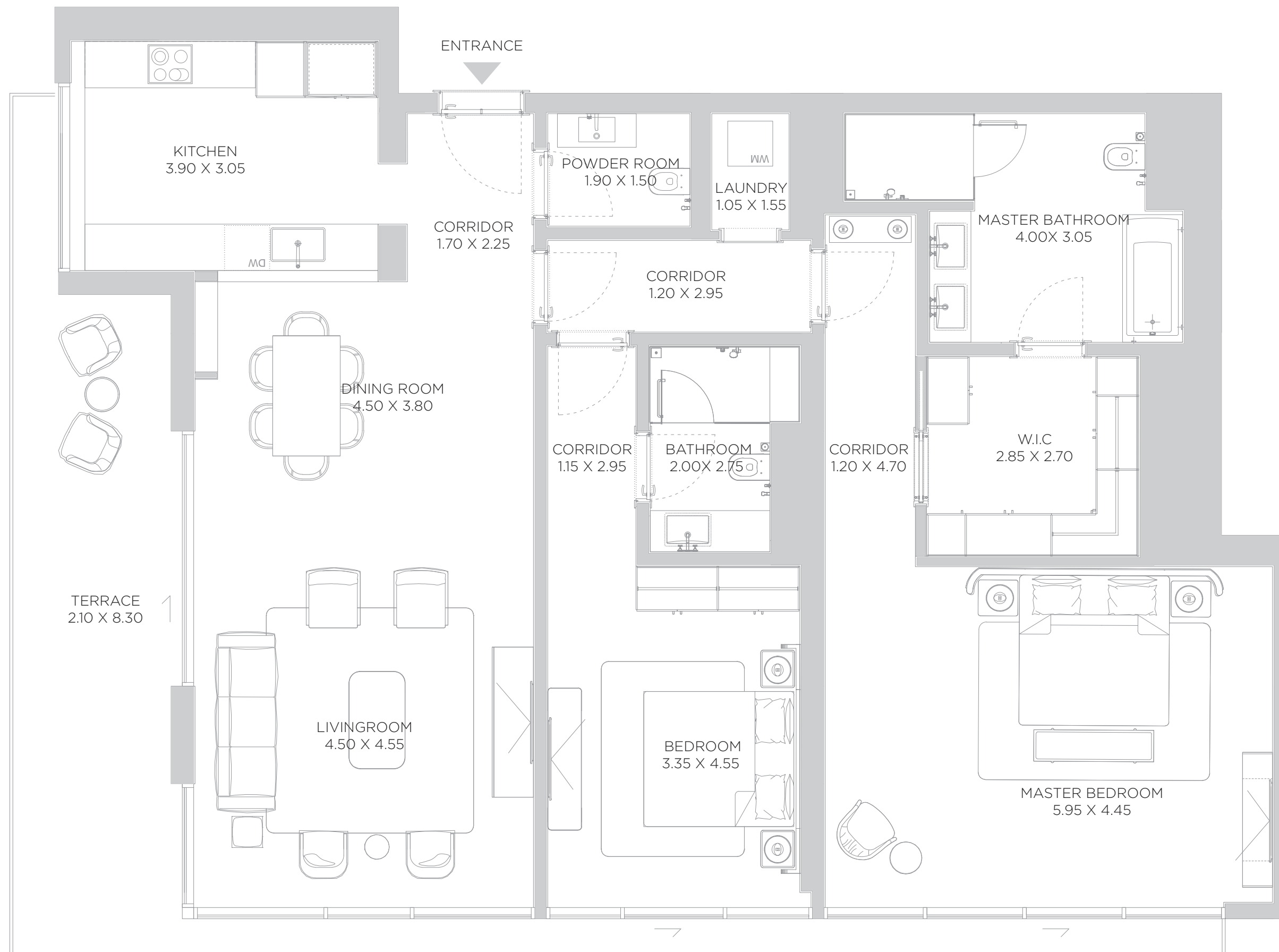
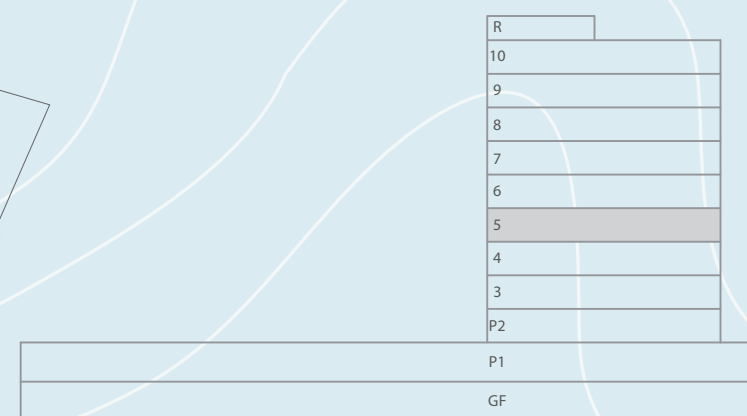
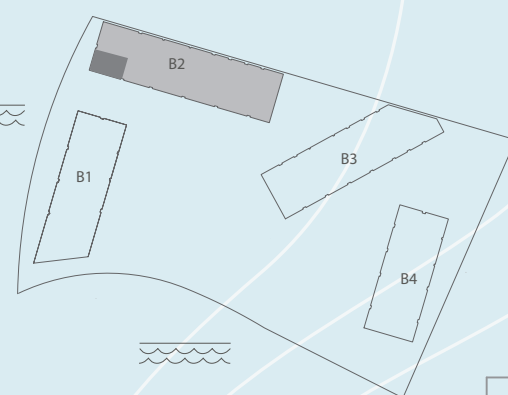
## 2 BEDROOM

LEVEL 05 UNIT 10

SUITE AREA	1,699	SQ.FT	157.83	SQ.M.
BALCONY AREA	314	SQ.FT	29.18	SQ.M.
TOTAL AREA	2,013	SQ.FT	187.01	SQ.M.

KEY PLAN

ELEVATION



FIFTH FLOOR PLAN

DISCLAIMER: All measurements, dimensions, coordinates and drawings, given as the Floor Plans in the literature are approximate and provided only for the purpose of marketing, illustration, information and general guidance as such drawings are not to scale. All the rooms, sizes, locations, orientations, dimensions, fixtures, fittings, finishes and specifications (including materials for, placement, size of rooms, windows, doors, balcony, furniture's inbuilt wardrobe etc.) provided in the floor plans may vary as the same have been taken from concept designs prior to the actual development/construction and therefore their accuracy in relation to actual construction cannot be confirmed. Hence, we make no guarantee, warranty or representation as to the accuracy and completeness of the floor plan information as changes may be made during the development process, without notice. Always refer to latest IFC design available in the sales office for the most accurate representation of all construction details.

# B2

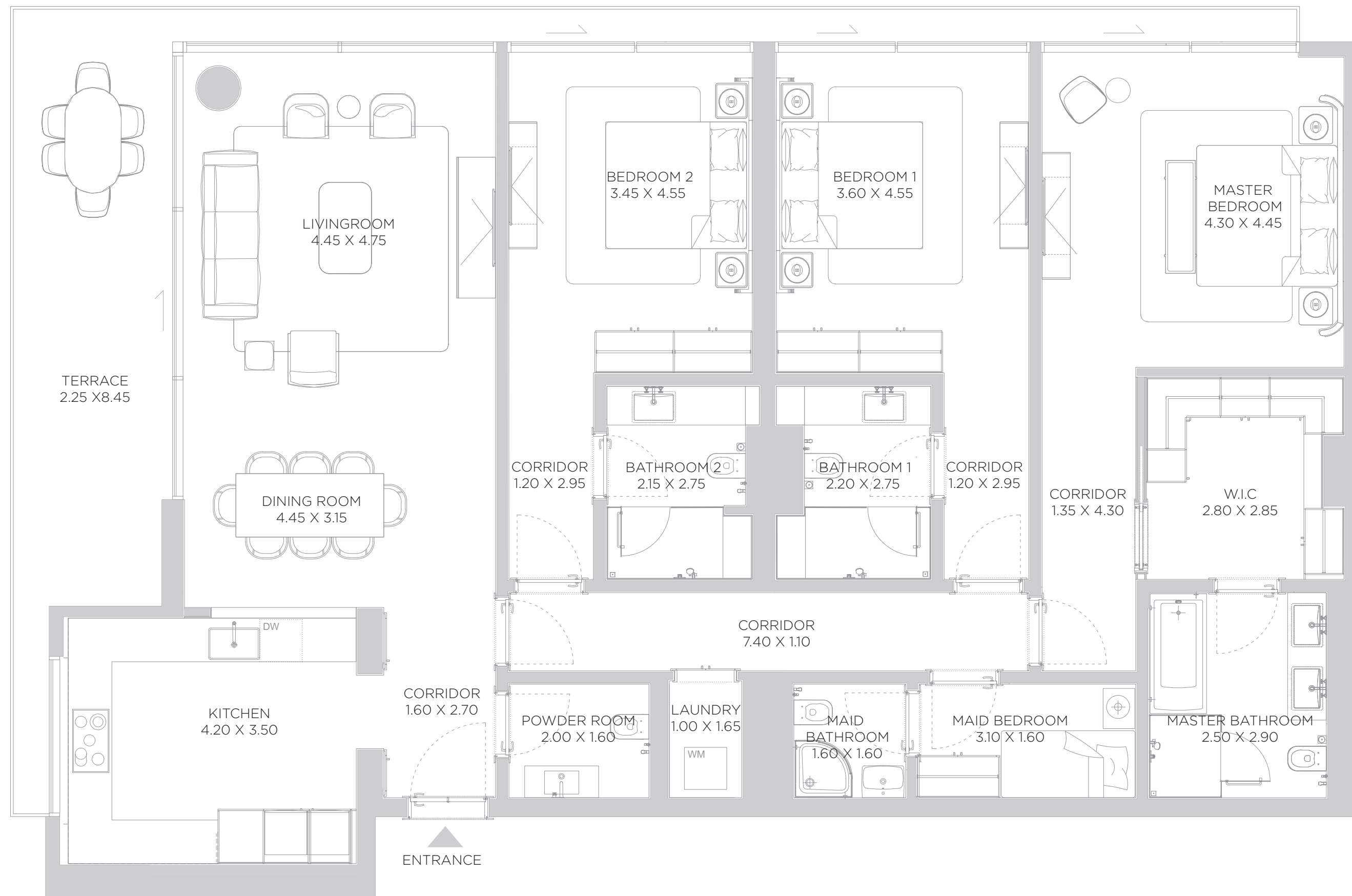
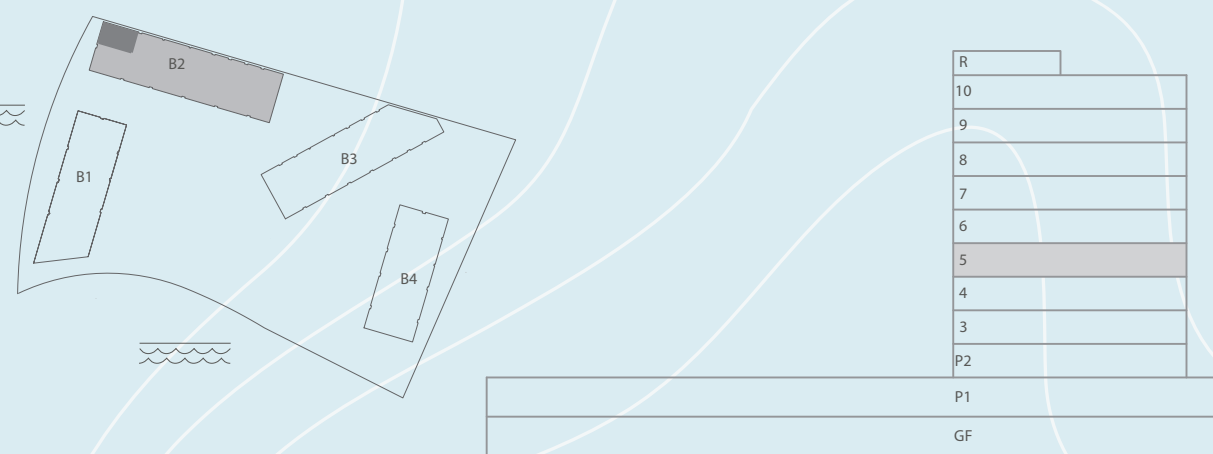
## 3 BEDROOM

LEVEL 05 UNIT 11

SUITE AREA	2,035	SQ.FT	189.09	SQ.M.
BALCONY AREA	321	SQ.FT	29.80	SQ.M.
TOTAL AREA	2,356	SQ.FT	218.89	SQ.M.

KEY PLAN

ELEVATION



FIFTH FLOOR PLAN

DISCLAIMER: All measurements, dimensions, coordinates and drawings, given as the Floor Plans in the literature are approximate and provided only for the purpose of marketing, illustration, information and general guidance as such drawings are not to scale. All the rooms, sizes, locations, orientations, dimensions, fixtures, fittings, finishes and specifications (including materials for, placement, size of rooms, windows, doors, balcony, furniture's inbuilt wardrobe etc.) provided in the floor plans may vary as the same have been taken from concept designs prior the actual development/construction and therefore their accuracy in relation to actual construction cannot be confirmed. Hence, we make no guarantee, warranty or representation as to the accuracy and completeness of the floor plan information as changes may be made during the development process, without notice. Always refer to latest IFC design available in the sales office for the most accurate representation of all construction details.



# B2

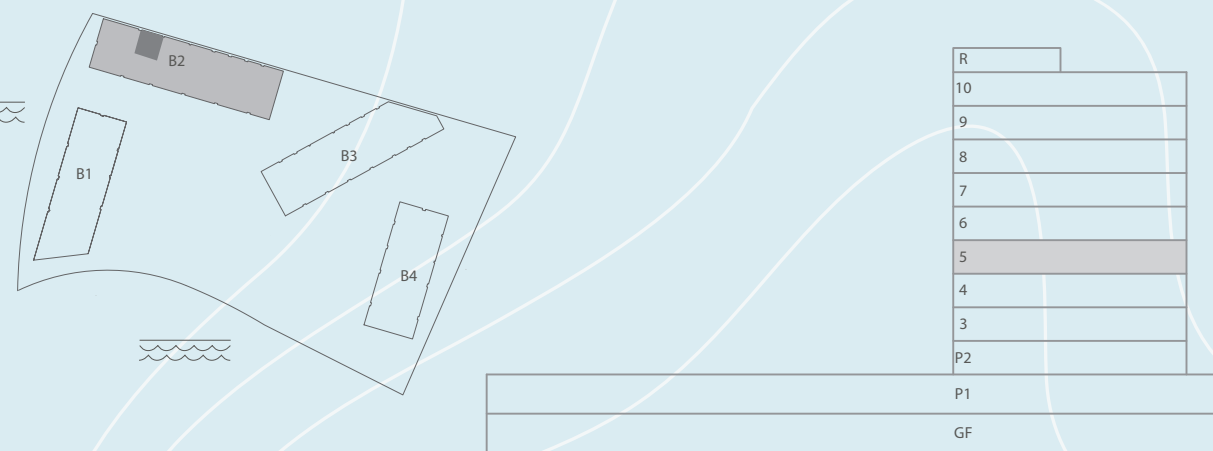
## 2 BEDROOM

LEVEL 05 UNIT 12

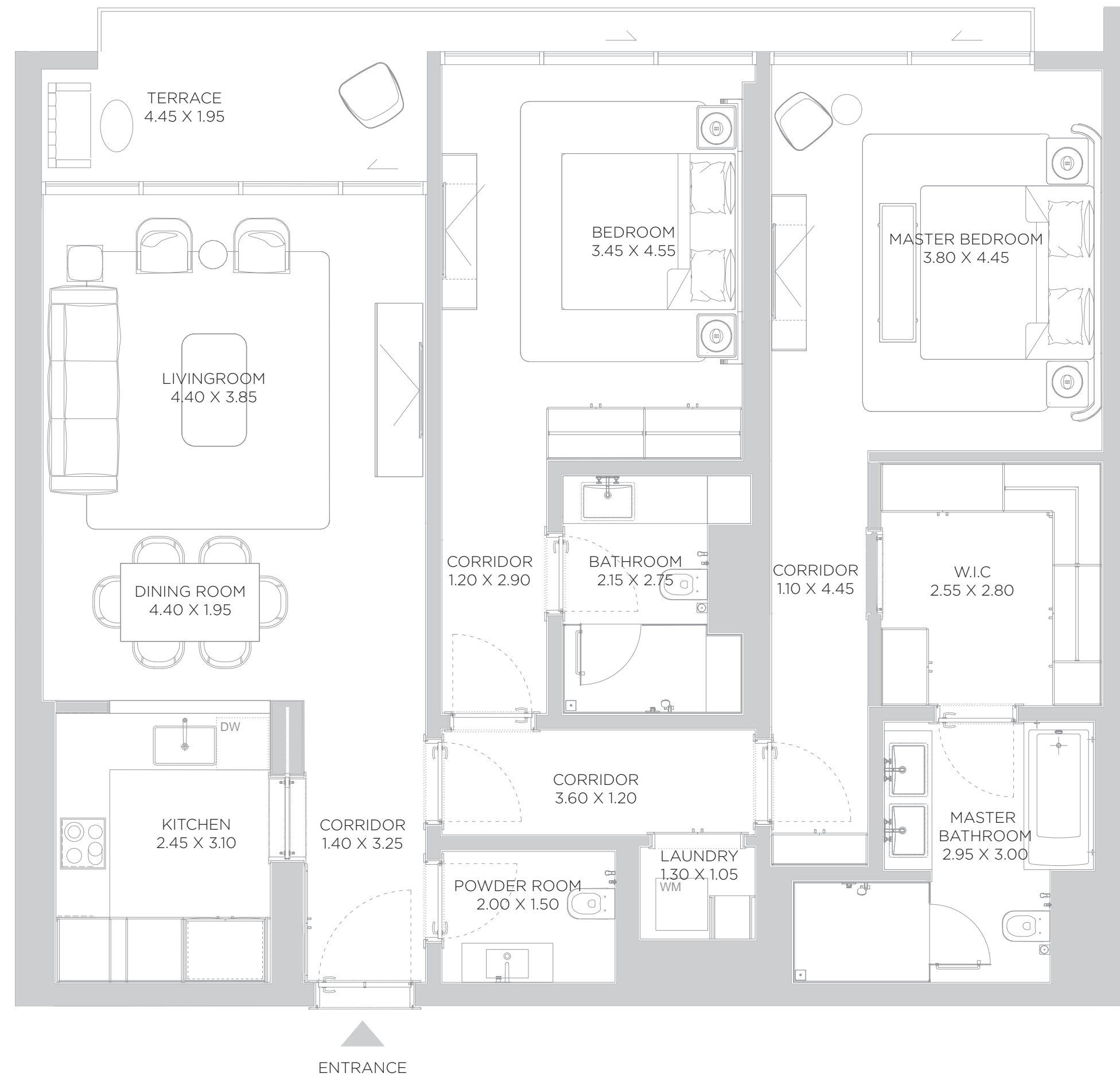
SUITE AREA	1,363	SQ.FT	126.67	SQ.M.
BALCONY AREA	134	SQ.FT	12.41	SQ.M.
TOTAL AREA	1,497	SQ.FT	139.08	SQ.M.

KEY PLAN

ELEVATION



FIFTH FLOOR PLAN



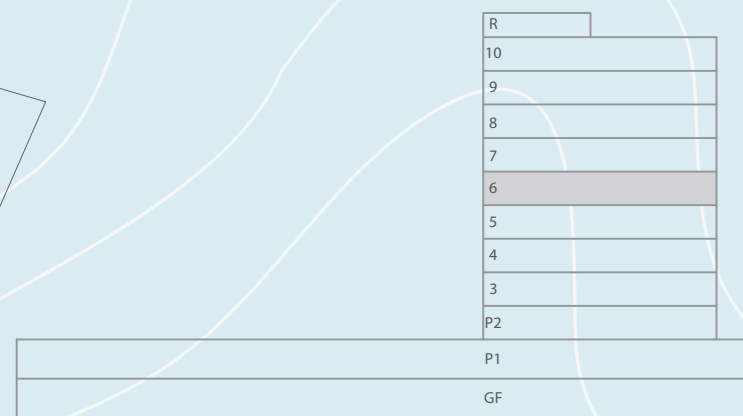
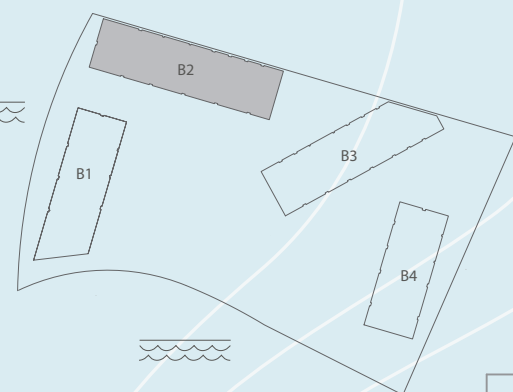
DISCLAIMER: All measurements, dimensions, coordinates and drawings, given as the Floor Plans in the literature are approximate and provided only for the purpose of marketing, illustration, information and general guidance as such drawings are not to scale. All the rooms, sizes, locations, orientations, dimensions, fixtures, fittings, finishes and specifications (including materials for, placement, size of rooms, windows, doors, balcony, furniture's inbuilt wardrobe etc.) provided in the floor plans may vary as the same have been taken from concept designs prior the actual development/construction and therefore their accuracy in relation to actual construction cannot be confirmed. Hence, we make no guarantee, warranty or representation as to the accuracy and completeness of the floor plan information as changes may be made during the development process, without notice. Always refer to latest IFC design available in the sales office for the most accurate representation of all construction details.

BEACH RESIDENCES DUBAI ISLANDS

B2 LEVEL 06

KEY PLAN

ELEVATION



DISCLAIMER: All measurements, dimensions, coordinates and drawings, given as the Floor Plans in the literature are approximate and provided only for the purpose of marketing, illustration, information and general guidance as such drawings are not to scale. All the rooms, sizes, locations, orientations, dimensions, fixtures, fittings, finishes and specifications (including materials for, placement, size of rooms, windows, doors, balcony, furniture's inbuilt wardrobe etc.) provided in the floor plans may vary as the same have been taken from concept designs prior the actual development/construction and therefore their accuracy in relation to actual construction cannot be confirmed. Hence, we make no guarantee, warranty or representation as to the accuracy and completeness of the floor plan information as changes may be made during the development process, without notice. Always refer to latest IFC design available in the sales office for the most accurate representation of all construction details.

# B2

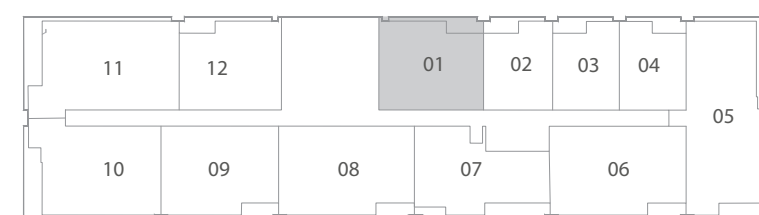
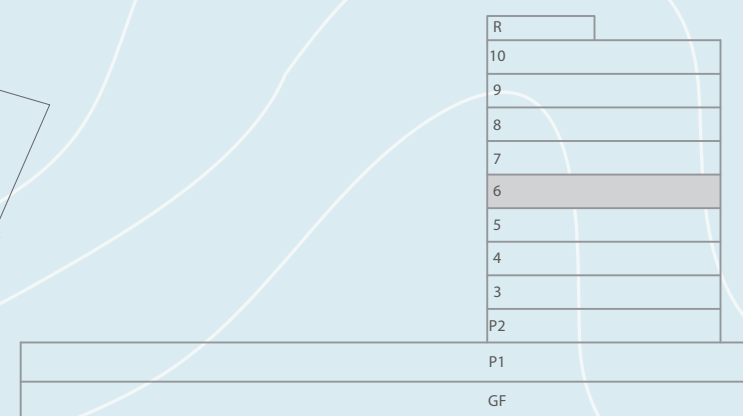
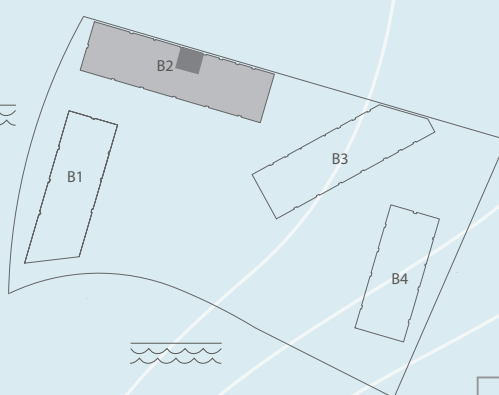
## 2 BEDROOM

LEVEL 06 UNIT 01

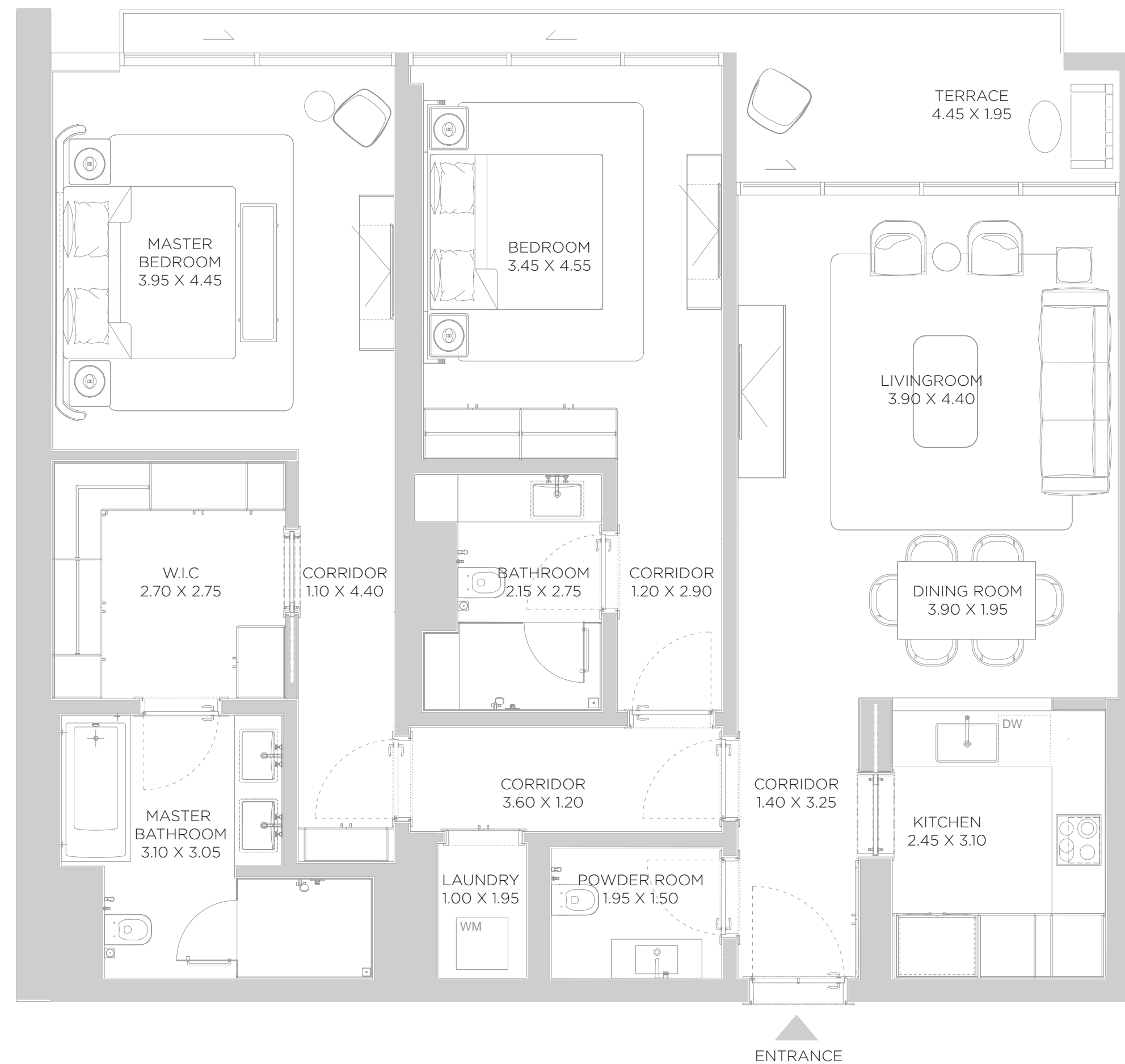
SUITE AREA	1,385	SQ.FT	128.67	SQ.M.
BALCONY AREA	134	SQ.FT	12.46	SQ.M.
TOTAL AREA	1,519	SQ.FT	141.13	SQ.M.

KEY PLAN

ELEVATION



SIXTH FLOOR PLAN





# B2

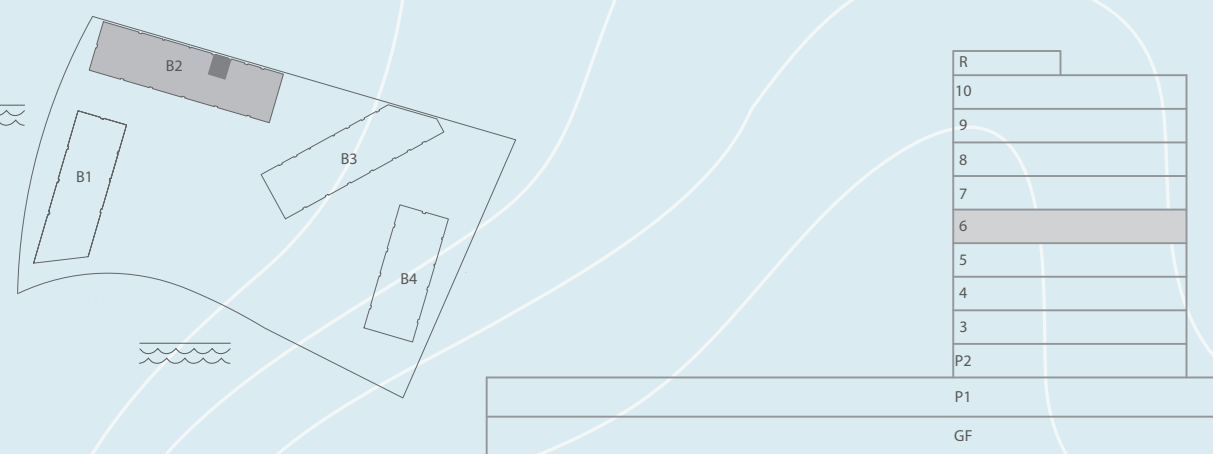
## 1 BEDROOM

LEVEL 06 UNIT 02

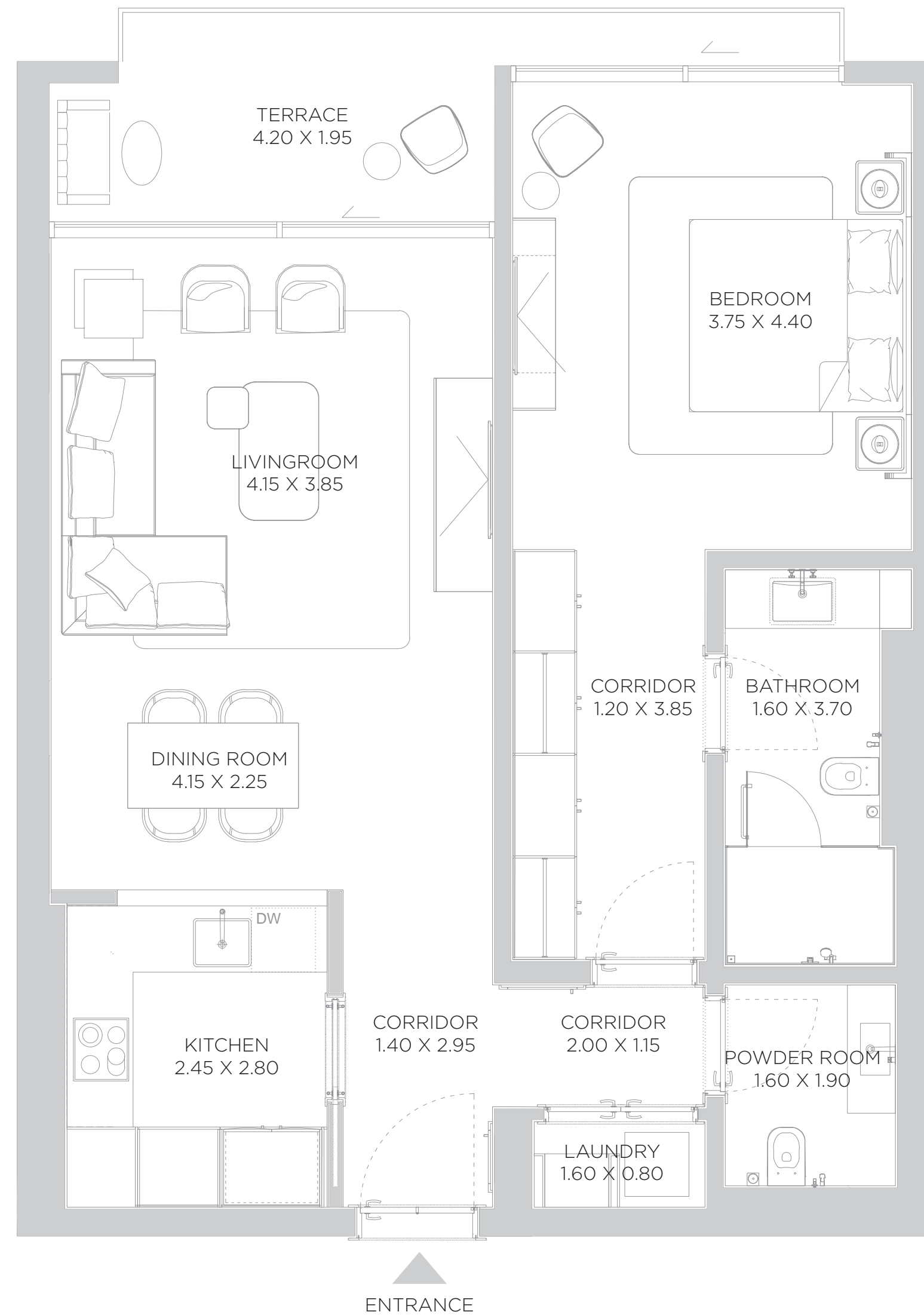
SUITE AREA	891	SQ.FT	82.81	SQ.M.
BALCONY AREA	109	SQ.FT	10.08	SQ.M.
TOTAL AREA	1,000	SQ.FT	92.89	SQ.M.

KEY PLAN

ELEVATION



SIXTH FLOOR PLAN



DISCLAIMER: All measurements, dimensions, coordinates and drawings, given as the Floor Plans in the literature are approximate and provided only for the purpose of marketing, illustration, information and general guidance as such drawings are not to scale. All the rooms, sizes, locations, orientations, dimensions, fixtures, fittings, finishes and specifications (including materials for, placement, size of rooms, windows, doors, balcony, furniture's inbuilt wardrobe etc.) provided in the floor plans may vary as the same have been taken from concept designs prior the actual development/construction and therefore their accuracy in relation to actual construction cannot be confirmed. Hence, we make no guarantee, warranty or representation as to the accuracy and completeness of the floor plan information as changes may be made during the development process, without notice. Always refer to latest IFC design available in the sales office for the most accurate representation of all construction details.

# B2

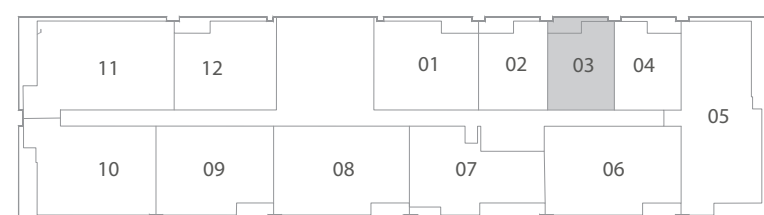
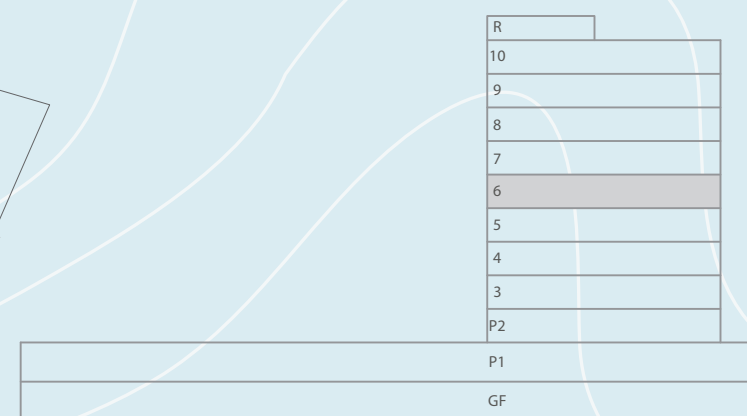
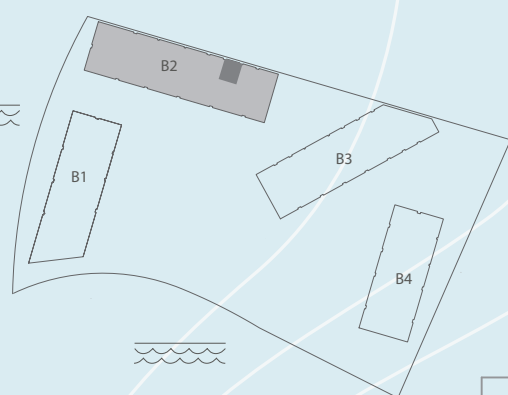
## 1 BEDROOM

LEVEL 06 UNIT 03

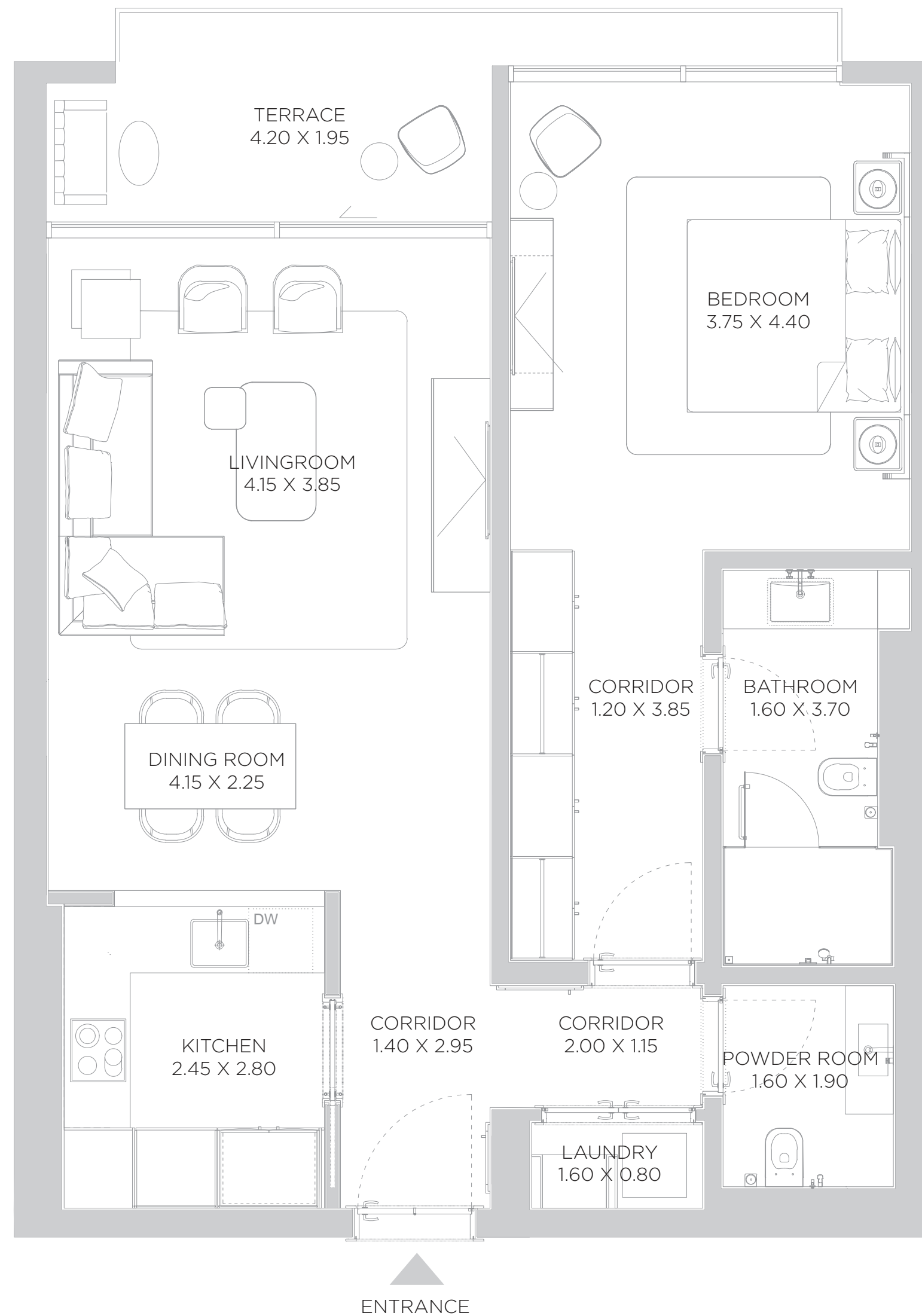
SUITE AREA	891	SQ.FT	82.80	SQ.M.
BALCONY AREA	109	SQ.FT	10.08	SQ.M.
TOTAL AREA	1,000	SQ.FT	92.88	SQ.M.

KEY PLAN

ELEVATION



SIXTH FLOOR PLAN



DISCLAIMER: All measurements, dimensions, coordinates and drawings, given as the Floor Plans in the literature are approximate and provided only for the purpose of marketing, illustration, information and general guidance as such drawings are not to scale. All the rooms, sizes, locations, orientations, dimensions, fixtures, fittings, finishes and specifications (including materials for, placement, size of rooms, windows, doors, balcony, furniture's inbuilt wardrobe etc.) provided in the floor plans may vary as the same have been taken from concept designs prior the actual development/construction and therefore their accuracy in relation to actual construction cannot be confirmed. Hence, we make no guarantee, warranty or representation as to the accuracy and completeness of the floor plan information as changes may be made during the development process, without notice. Always refer to latest IFC design available in the sales office for the most accurate representation of all construction details.

# B2

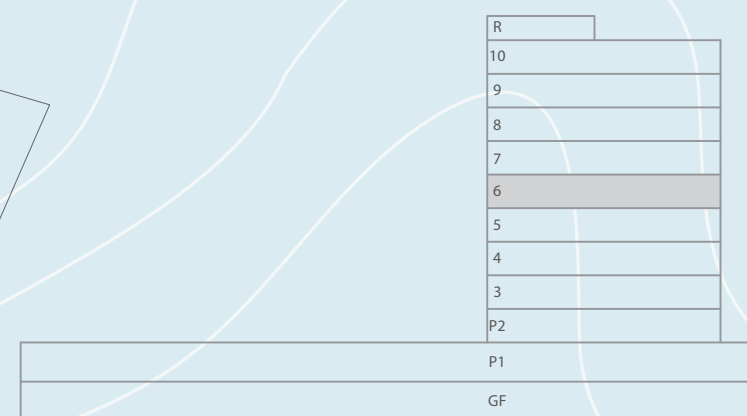
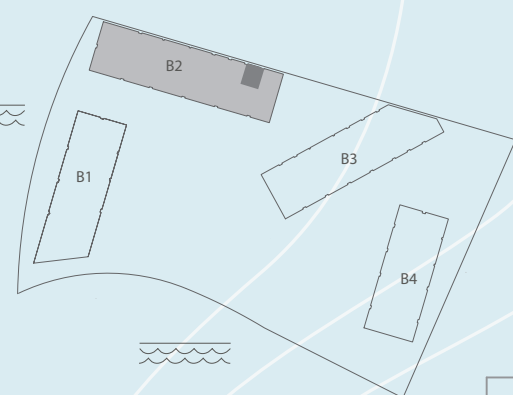
## 1 BEDROOM

LEVEL 06 UNIT 04

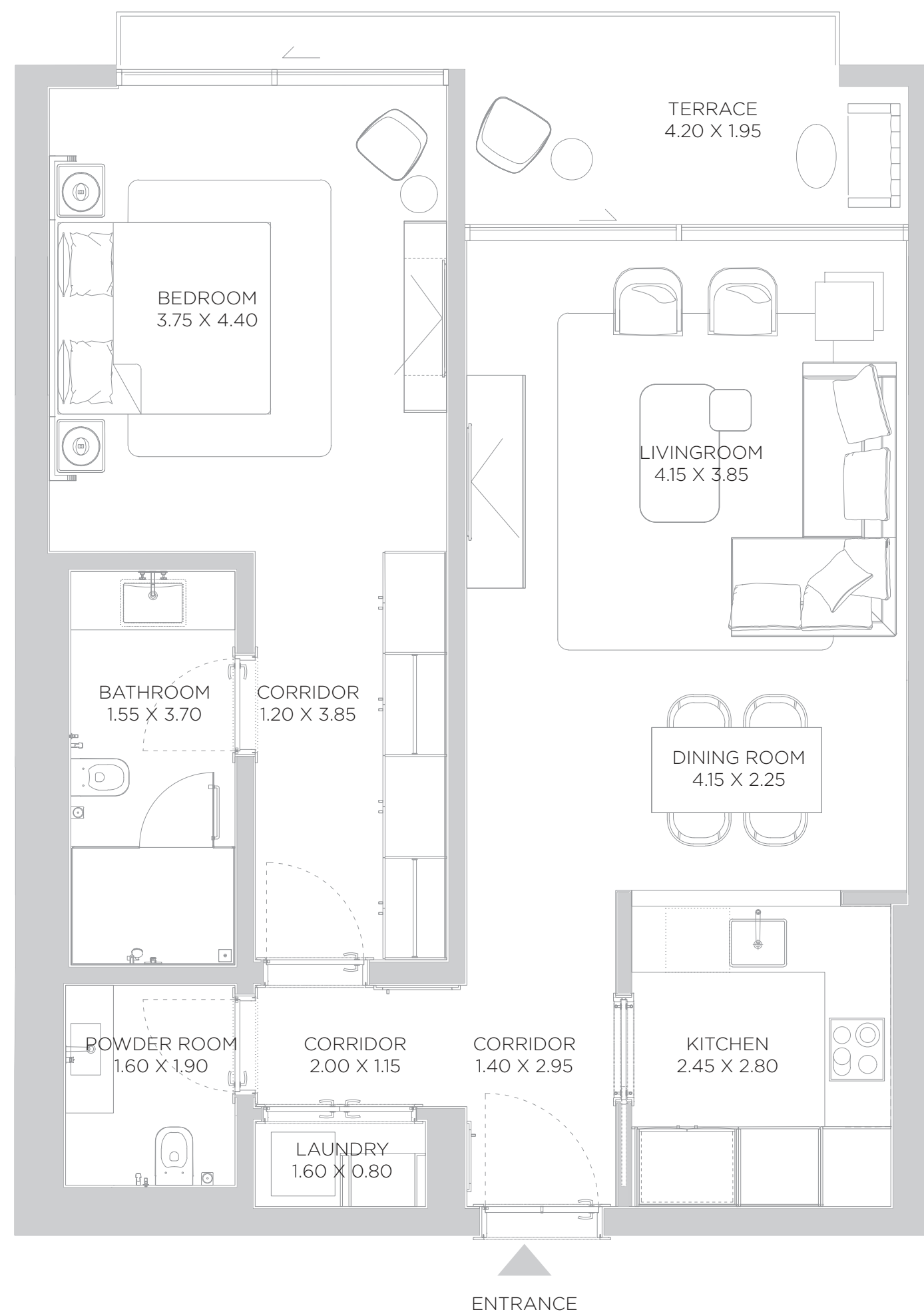
SUITE AREA	893	SQ.FT	82.99	SQ.M.
BALCONY AREA	110	SQ.FT	10.18	SQ.M.
TOTAL AREA	1,003	SQ.FT	93.17	SQ.M.

KEY PLAN

ELEVATION



SIXTH FLOOR PLAN





# B2

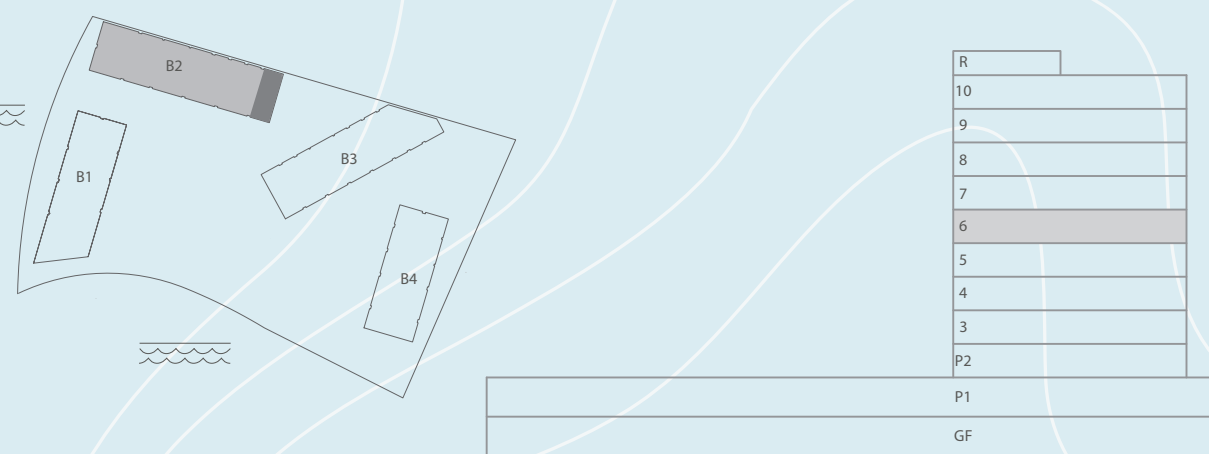
## 3 BEDROOM

LEVEL 06 UNIT 05

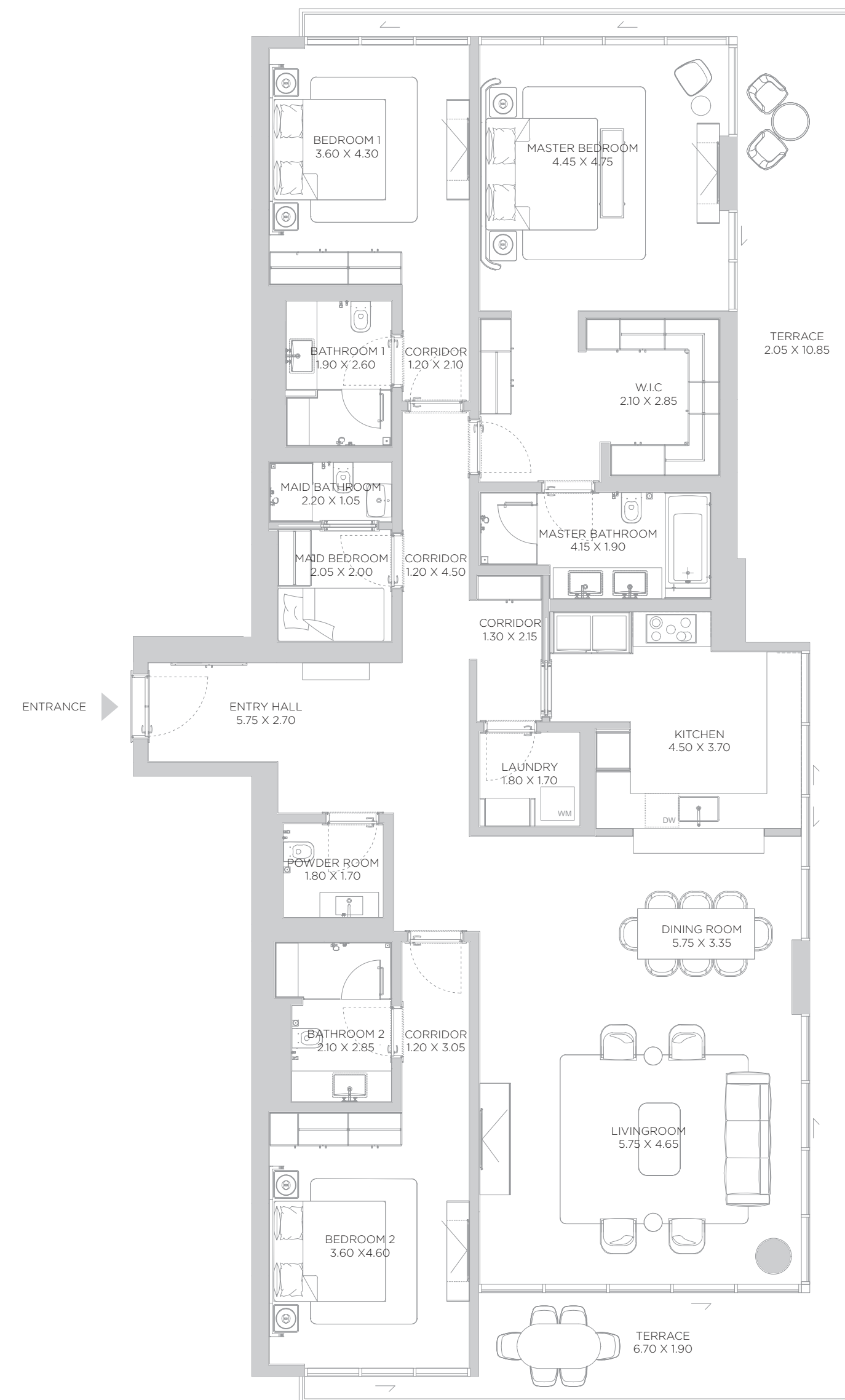
SUITE AREA	2,303	SQ.FT	214.00	SQ.M.
BALCONY AREA	554	SQ.FT	51.43	SQ.M.
TOTAL AREA	2,857	SQ.FT	265.43	SQ.M.

KEY PLAN

ELEVATION



SIXTH FLOOR PLAN



DISCLAIMER: All measurements, dimensions, coordinates and drawings, given as the Floor Plans in the literature are approximate and provided only for the purpose of marketing, illustration, information and general guidance as such drawings are not to scale. All the rooms, sizes, locations, orientations, dimensions, fixtures, fittings, finishes and specifications (including materials for, placement, size of rooms, windows, doors, balcony, furniture's inbuilt wardrobe etc.) provided in the floor plans may vary as the same have been taken from concept designs prior the actual development/construction and therefore their accuracy in relation to actual construction cannot be confirmed. Hence, we make no guarantee, warranty or representation as to the accuracy and completeness of the floor plan information as changes may be made during the development process, without notice. Always refer to latest IFC design available in the sales office for the most accurate representation of all construction details.

# B2

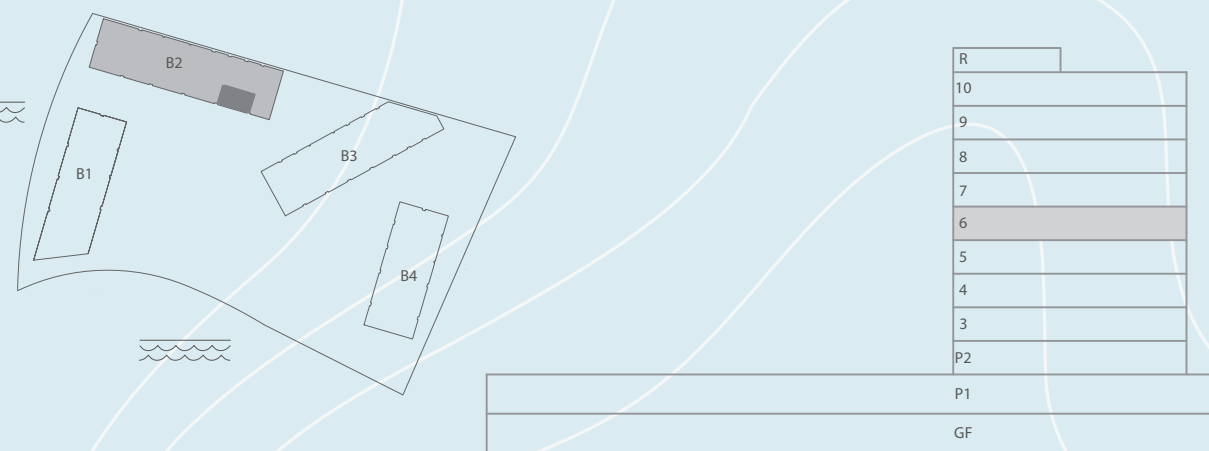
## 3 BEDROOM

LEVEL 06 UNIT 06

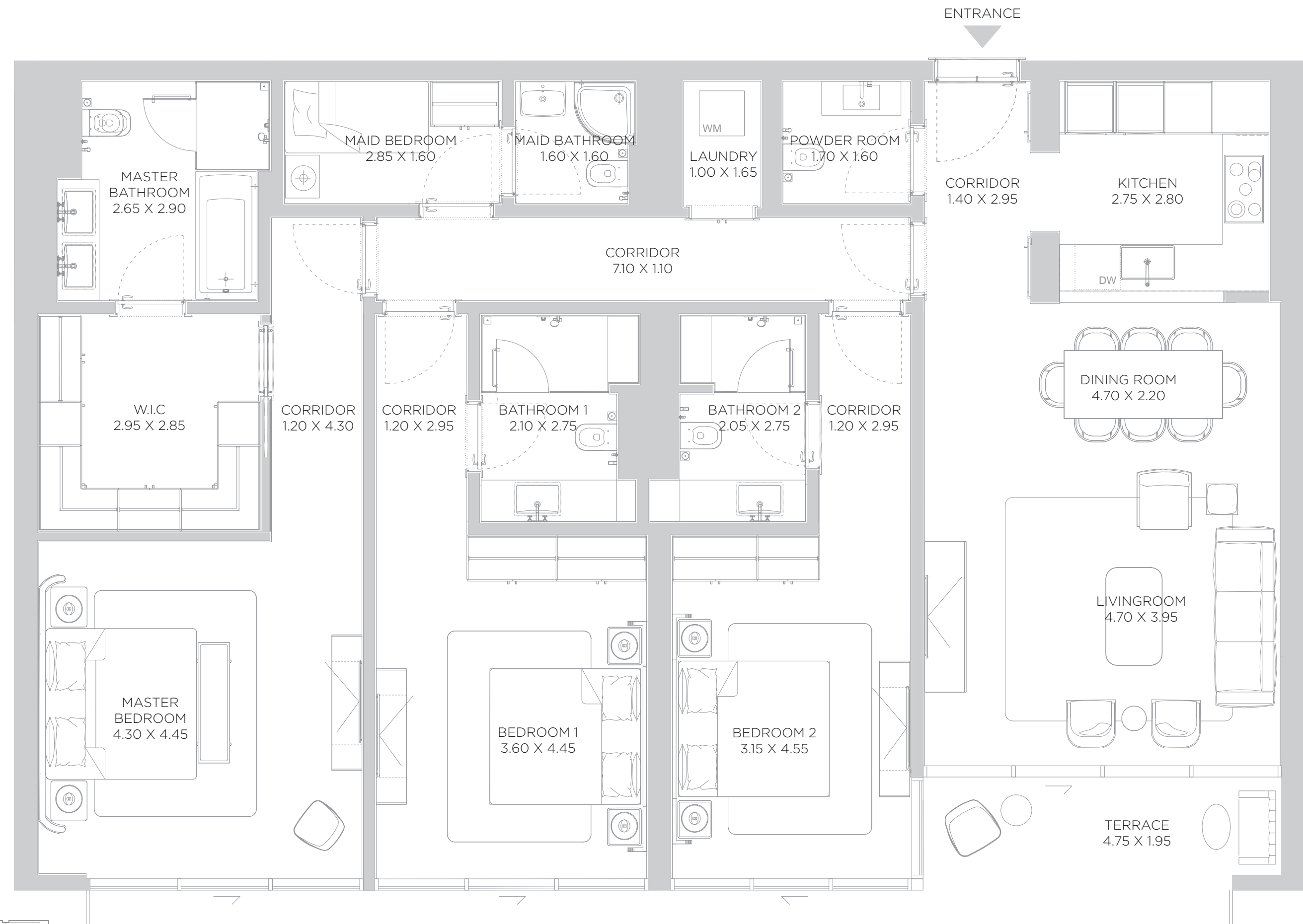
SUITE AREA	1,853	SQ.FT	172.12	SQ.M.
BALCONY AREA	163	SQ.FT	15.19	SQ.M.
TOTAL AREA	2,016	SQ.FT	187.31	SQ.M.

KEY PLAN

ELEVATION



SIXTH FLOOR PLAN



DISCLAIMER: All measurements, dimensions, coordinates and drawings, given as the Floor Plans in the literature are approximate and provided only for the purpose of marketing, illustration, information and general guidance as such drawings are not to scale. All the rooms, sizes, locations, orientations, dimensions, fixtures, fittings, finishes and specifications (including materials for, placement, size of rooms, windows, doors, balcony, furniture's inbuilt wardrobe etc.) provided in the floor plans may vary as the same have been taken from concept designs prior the actual development/construction and therefore their accuracy in relation to actual construction cannot be confirmed. Hence, we make no guarantee, warranty or representation as to the accuracy and completeness of the floor plan information as changes may be made during the development process, without notice. Always refer to latest IFC design available in the sales office for the most accurate representation of all construction details.

# B2

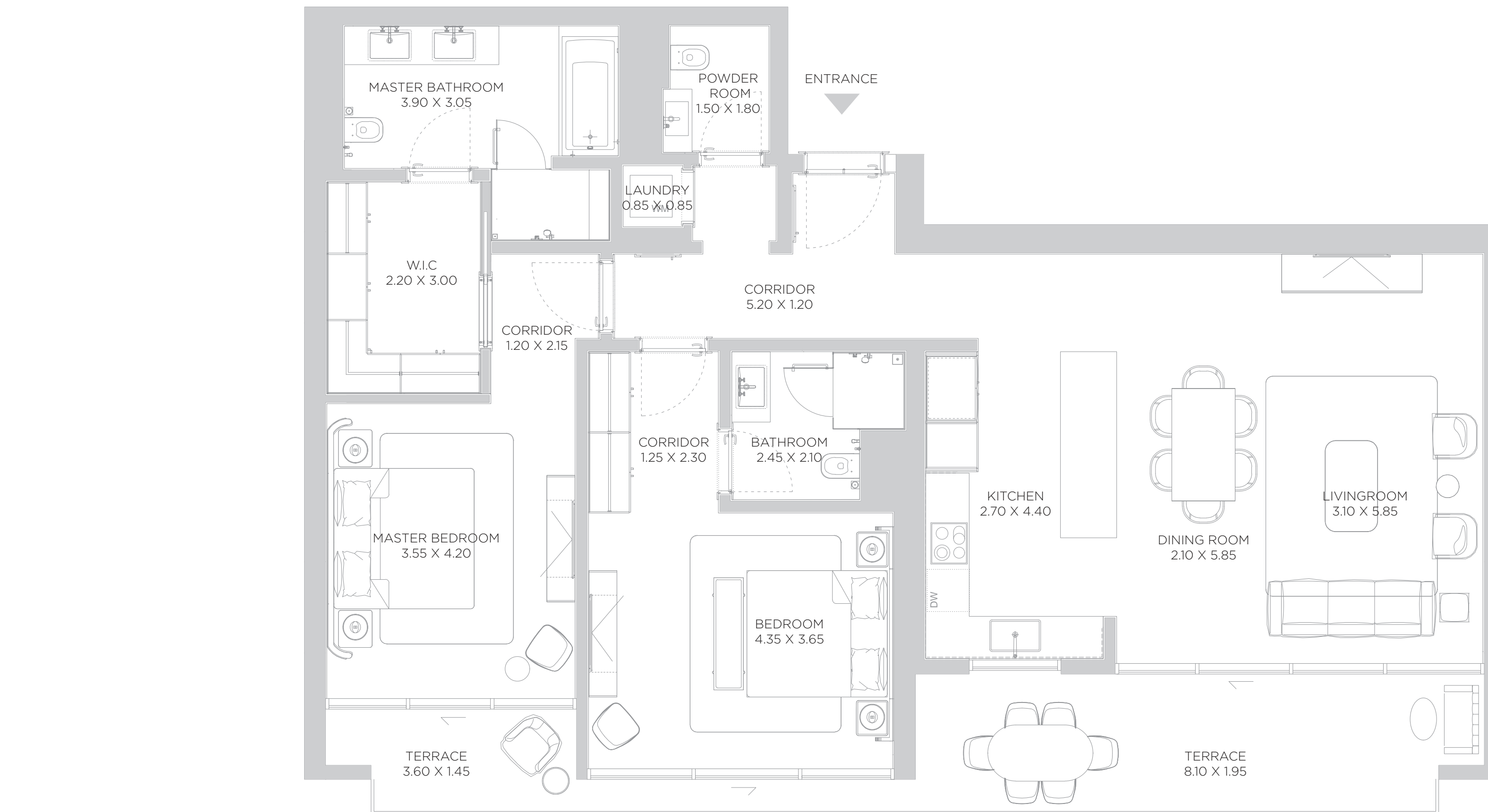
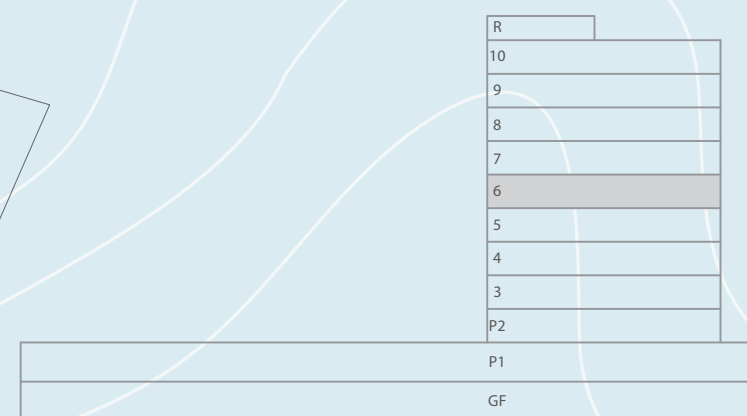
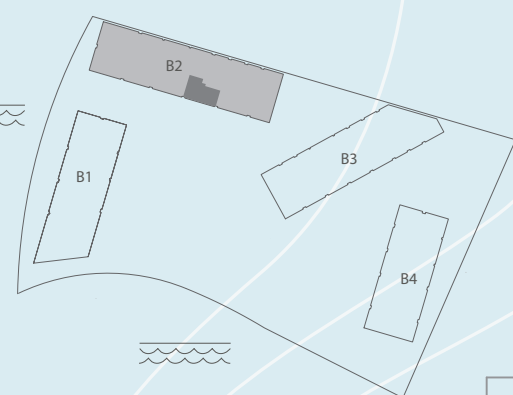
## 2 BEDROOM

LEVEL 06 UNIT 07

SUITE AREA	1,435	SQ.FT	133.35	SQ.M.
BALCONY AREA	259	SQ.FT	24.07	SQ.M.
TOTAL AREA	1,694	SQ.FT	157.42	SQ.M.

KEY PLAN

ELEVATION



SIXTH FLOOR PLAN

DISCLAIMER: All measurements, dimensions, coordinates and drawings, given as the Floor Plans in the literature are approximate and provided only for the purpose of marketing, illustration, information and general guidance as such drawings are not to scale. All the rooms, sizes, locations, orientations, dimensions, fixtures, fittings, finishes and specifications (including materials for, placement, size of rooms, windows, doors, balcony, furniture's inbuilt wardrobe etc.) provided in the floor plans may vary as the same have been taken from concept designs prior the actual development/construction and therefore their accuracy in relation to actual construction cannot be confirmed. Hence, we make no guarantee, warranty or representation as to the accuracy and completeness of the floor plan information as changes may be made during the development process, without notice. Always refer to latest IFC design available in the sales office for the most accurate representation of all construction details.



# B2

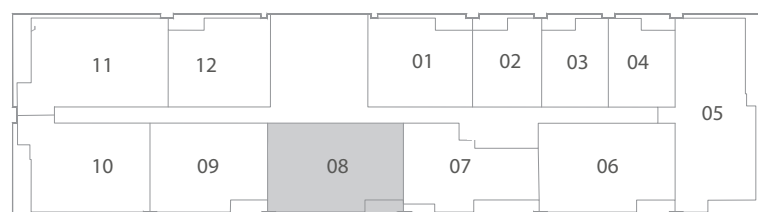
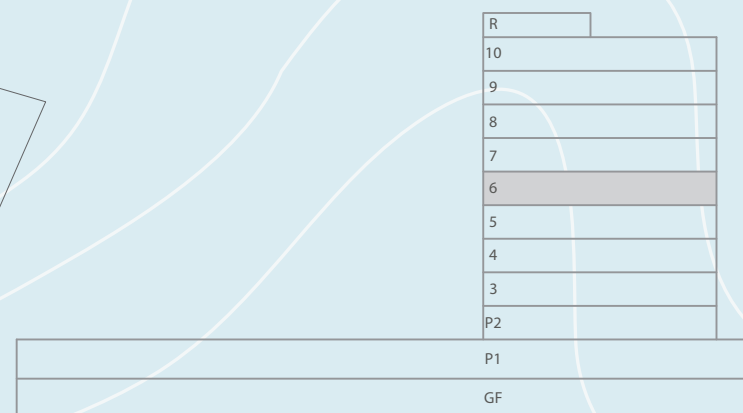
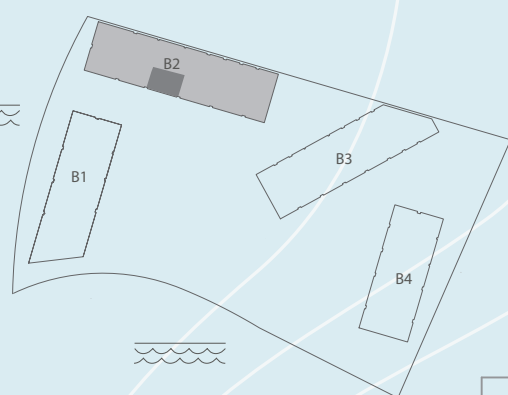
## 3 BEDROOM

LEVEL 06 UNIT 08

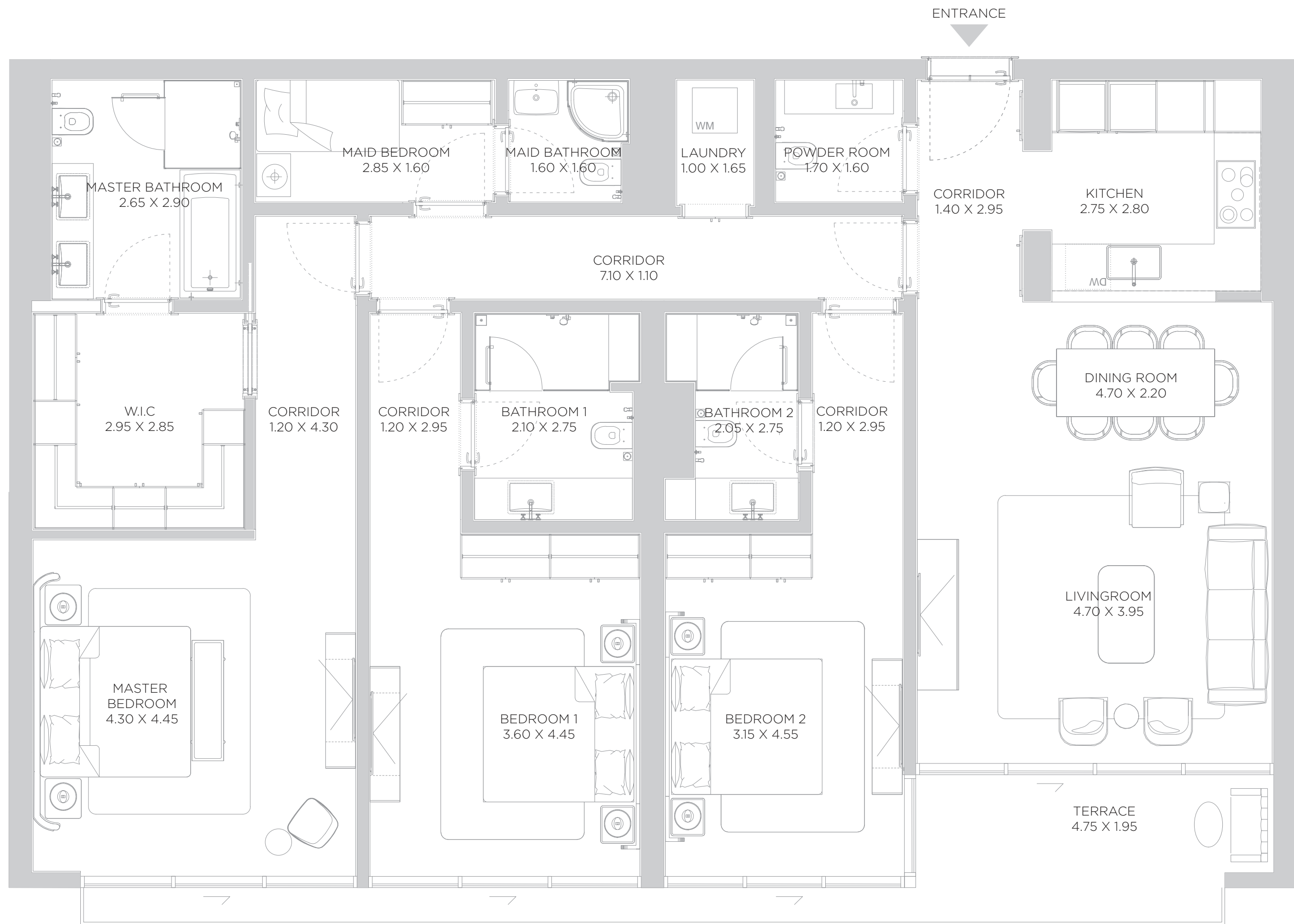
SUITE AREA	1,857	SQ.FT	172.52	SQ.M.
BALCONY AREA	161	SQ.FT	14.96	SQ.M.
TOTAL AREA	2,018	SQ.FT	187.48	SQ.M.

KEY PLAN

ELEVATION



SIXTH FLOOR PLAN



DISCLAIMER: All measurements, dimensions, coordinates and drawings, given as the Floor Plans in the literature are approximate and provided only for the purpose of marketing, illustration, information and general guidance as such drawings are not to scale. All the rooms, sizes, locations, orientations, dimensions, fixtures, fittings, finishes and specifications (including materials for, placement, size of rooms, windows, doors, balcony, furniture's inbuilt wardrobe etc.) provided in the floor plans may vary as the same have been taken from concept designs prior the actual development/construction and therefore their accuracy in relation to actual construction cannot be confirmed. Hence, we make no guarantee, warranty or representation as to the accuracy and completeness of the floor plan information as changes may be made during the development process, without notice. Always refer to latest IFC design available in the sales office for the most accurate representation of all construction details.

# B2

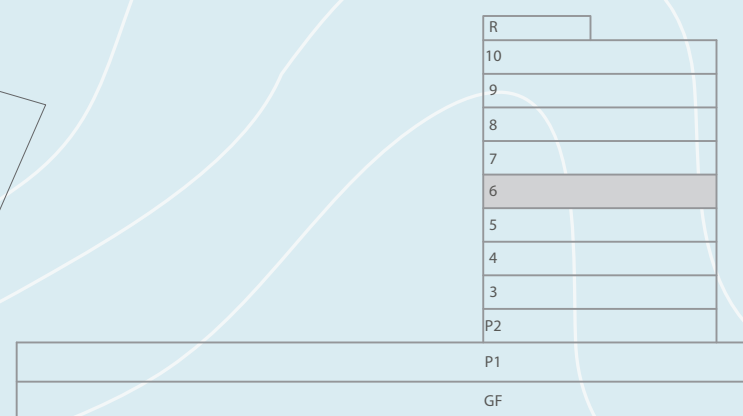
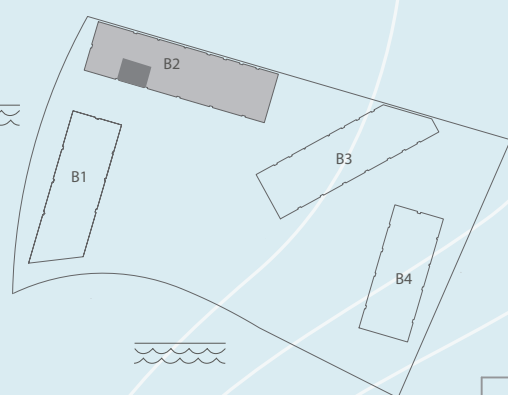
## 2 BEDROOM

LEVEL 06 UNIT 09

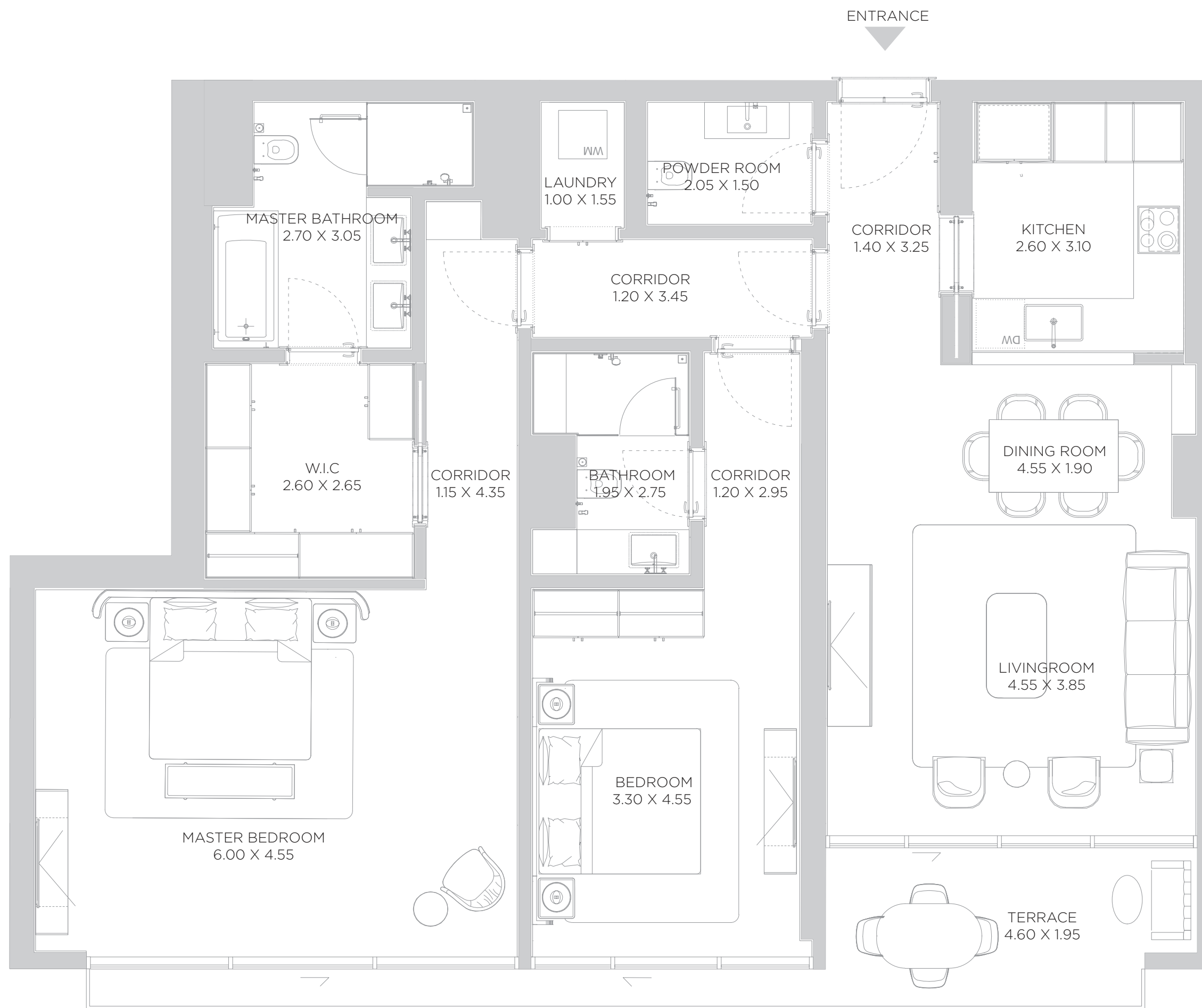
SUITE AREA	1,465	SQ.FT	136.09	SQ.M.
BALCONY AREA	149	SQ.FT	13.86	SQ.M.
TOTAL AREA	1,614	SQ.FT	149.95	SQ.M.

KEY PLAN

ELEVATION



SIXTH FLOOR PLAN



DISCLAIMER: All measurements, dimensions, coordinates and drawings, given as the Floor Plans in the literature are approximate and provided only for the purpose of marketing, illustration, information and general guidance as such drawings are not to scale. All the rooms, sizes, locations, orientations, dimensions, fixtures, fittings, finishes and specifications (including materials for, placement, size of rooms, windows, doors, balcony, furniture's inbuilt wardrobe etc.) provided in the floor plans may vary as the same have been taken from concept designs prior the actual development/construction and therefore their accuracy in relation to actual construction cannot be confirmed. Hence, we make no guarantee, warranty or representation as to the accuracy and completeness of the floor plan information as changes may be made during the development process, without notice. Always refer to latest IFC design available in the sales office for the most accurate representation of all construction details.

# B2

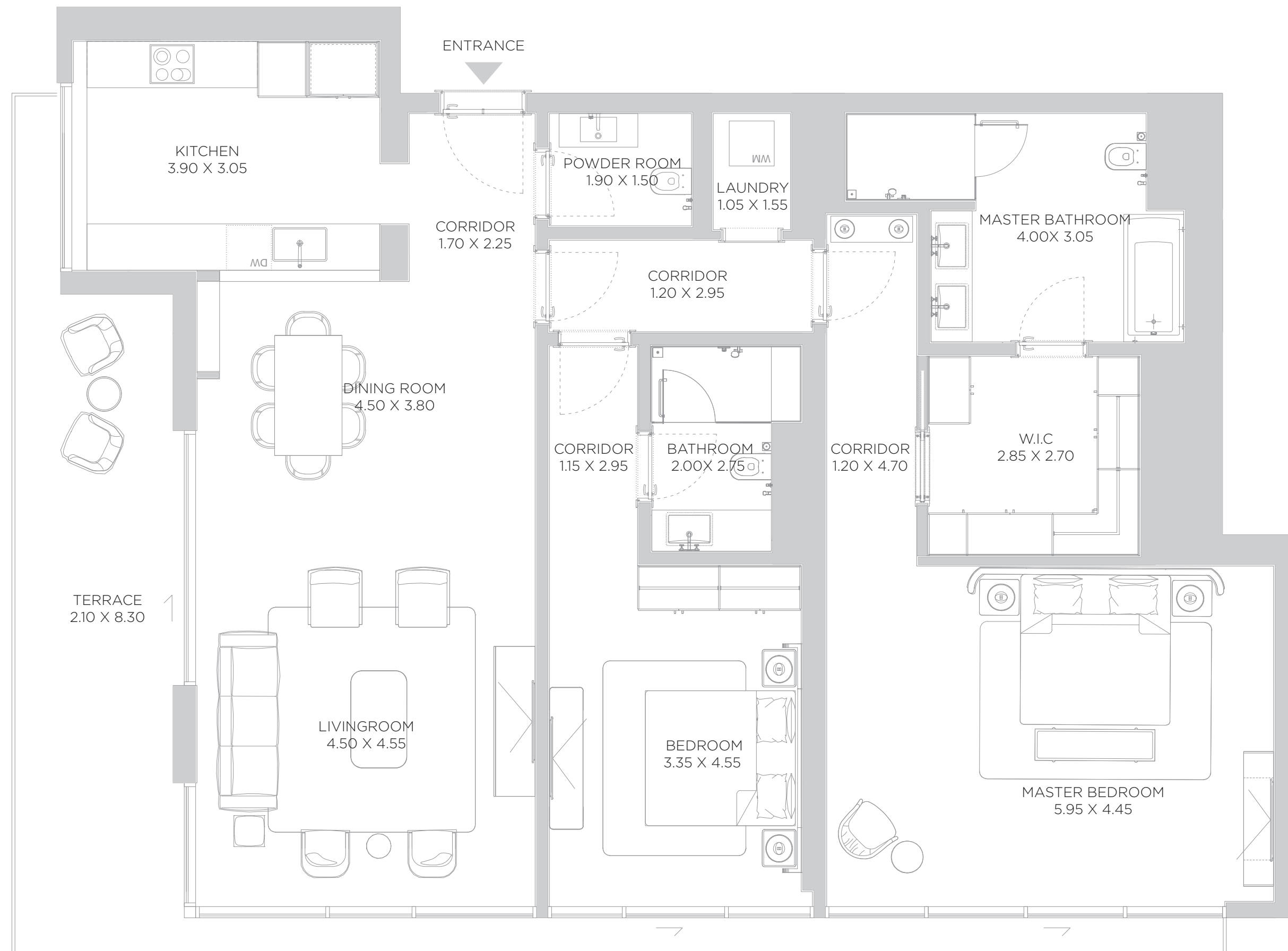
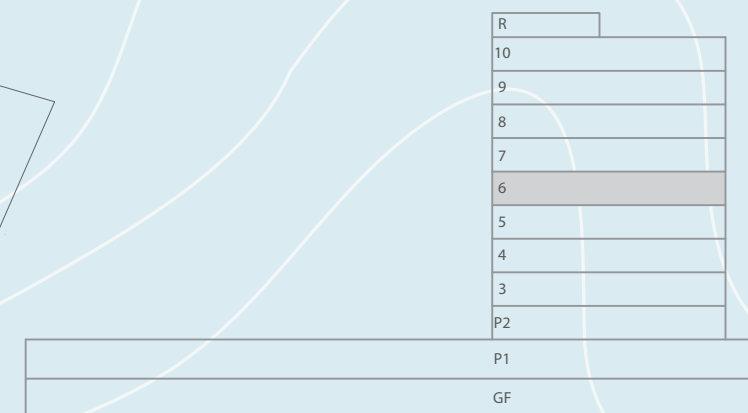
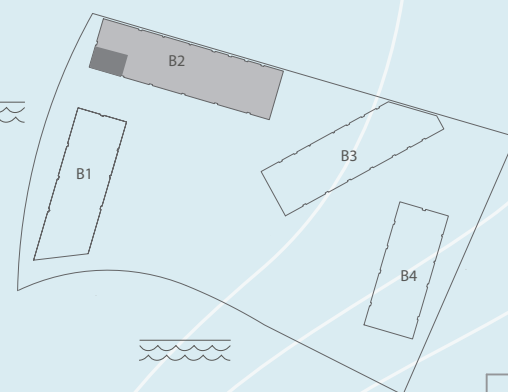
## 2 BEDROOM

LEVEL 06 UNIT 10

SUITE AREA	1,699	SQ.FT	157.83	SQ.M.
BALCONY AREA	314	SQ.FT	29.18	SQ.M.
TOTAL AREA	2,013	SQ.FT	187.01	SQ.M.

KEY PLAN

ELEVATION



SIXTH FLOOR PLAN

DISCLAIMER: All measurements, dimensions, coordinates and drawings, given as the Floor Plans in the literature are approximate and provided only for the purpose of marketing, illustration, information and general guidance as such drawings are not to scale. All the rooms, sizes, locations, orientations, dimensions, fixtures, fittings, finishes and specifications (including materials for, placement, size of rooms, windows, doors, balcony, furniture's inbuilt wardrobe etc.) provided in the floor plans may vary as the same have been taken from concept designs prior the actual development/construction and therefore their accuracy in relation to actual construction cannot be confirmed. Hence, we make no guarantee, warranty or representation as to the accuracy and completeness of the floor plan information as changes may be made during the development process, without notice. Always refer to latest IFC design available in the sales office for the most accurate representation of all construction details.



# B2

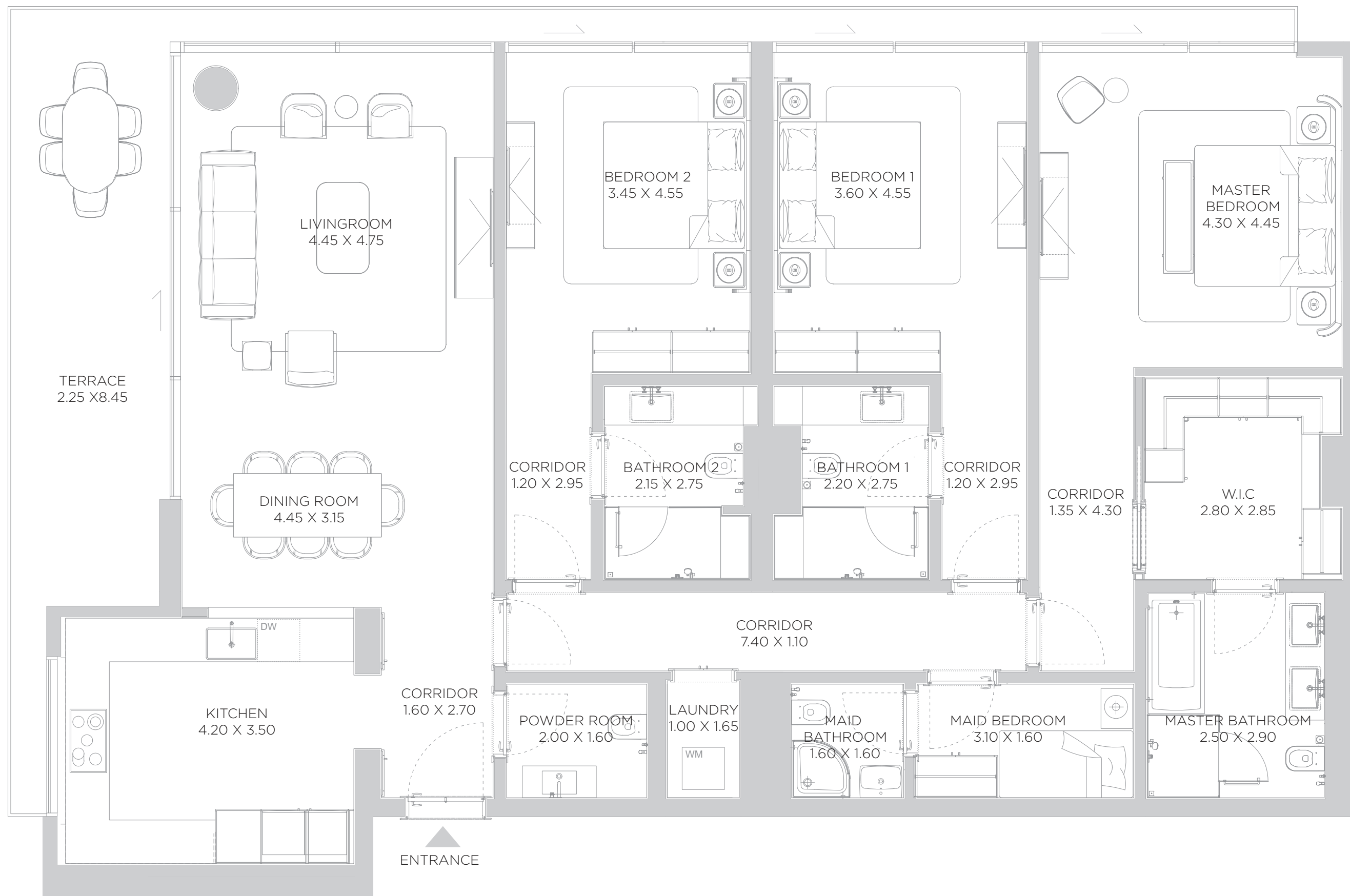
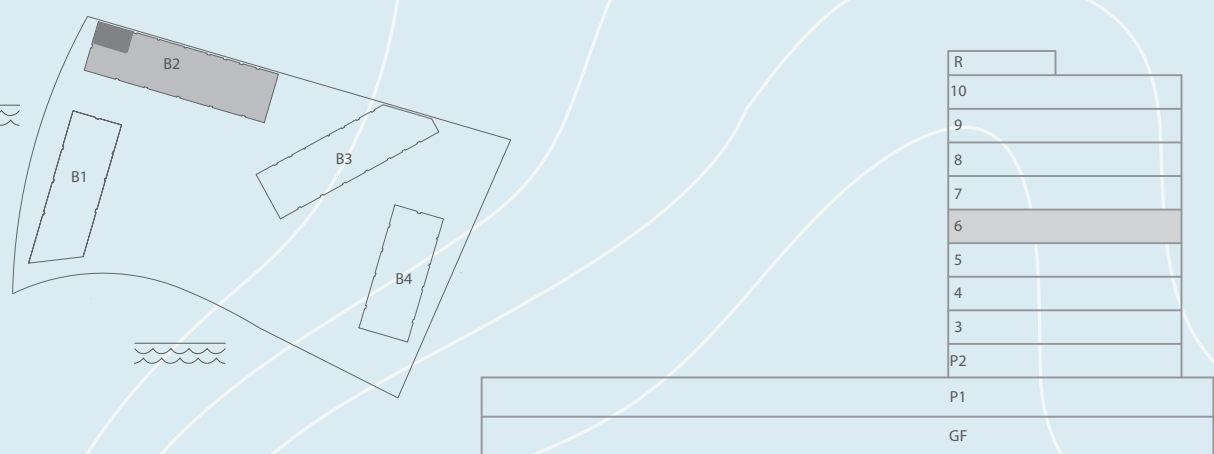
## 3 BEDROOM

LEVEL 06 UNIT 11

SUITE AREA	2,035	SQ.FT	189.09	SQ.M.
BALCONY AREA	321	SQ.FT	29.80	SQ.M.
TOTAL AREA	2,356	SQ.FT	218.89	SQ.M.

KEY PLAN

ELEVATION



SIXTH FLOOR PLAN

DISCLAIMER: All measurements, dimensions, coordinates and drawings, given as the Floor Plans in the literature are approximate and provided only for the purpose of marketing, illustration, information and general guidance as such drawings are not to scale. All the rooms, sizes, locations, orientations, dimensions, fixtures, fittings, finishes and specifications (including materials for, placement, size of rooms, windows, doors, balcony, furniture's inbuilt wardrobe etc.) provided in the floor plans may vary as the same have been taken from concept designs prior to the actual development/construction and therefore their accuracy in relation to actual construction cannot be confirmed. Hence, we make no guarantee, warranty or representation as to the accuracy and completeness of the floor plan information as changes may be made during the development process, without notice. Always refer to latest IFC design available in the sales office for the most accurate representation of all construction details.

# B2

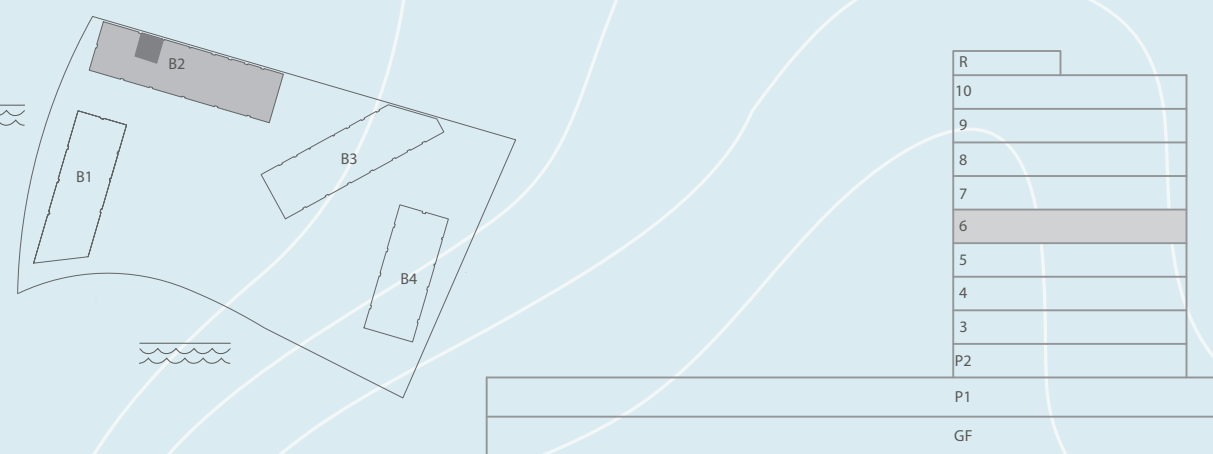
## 2 BEDROOM

LEVEL 06 UNIT 12

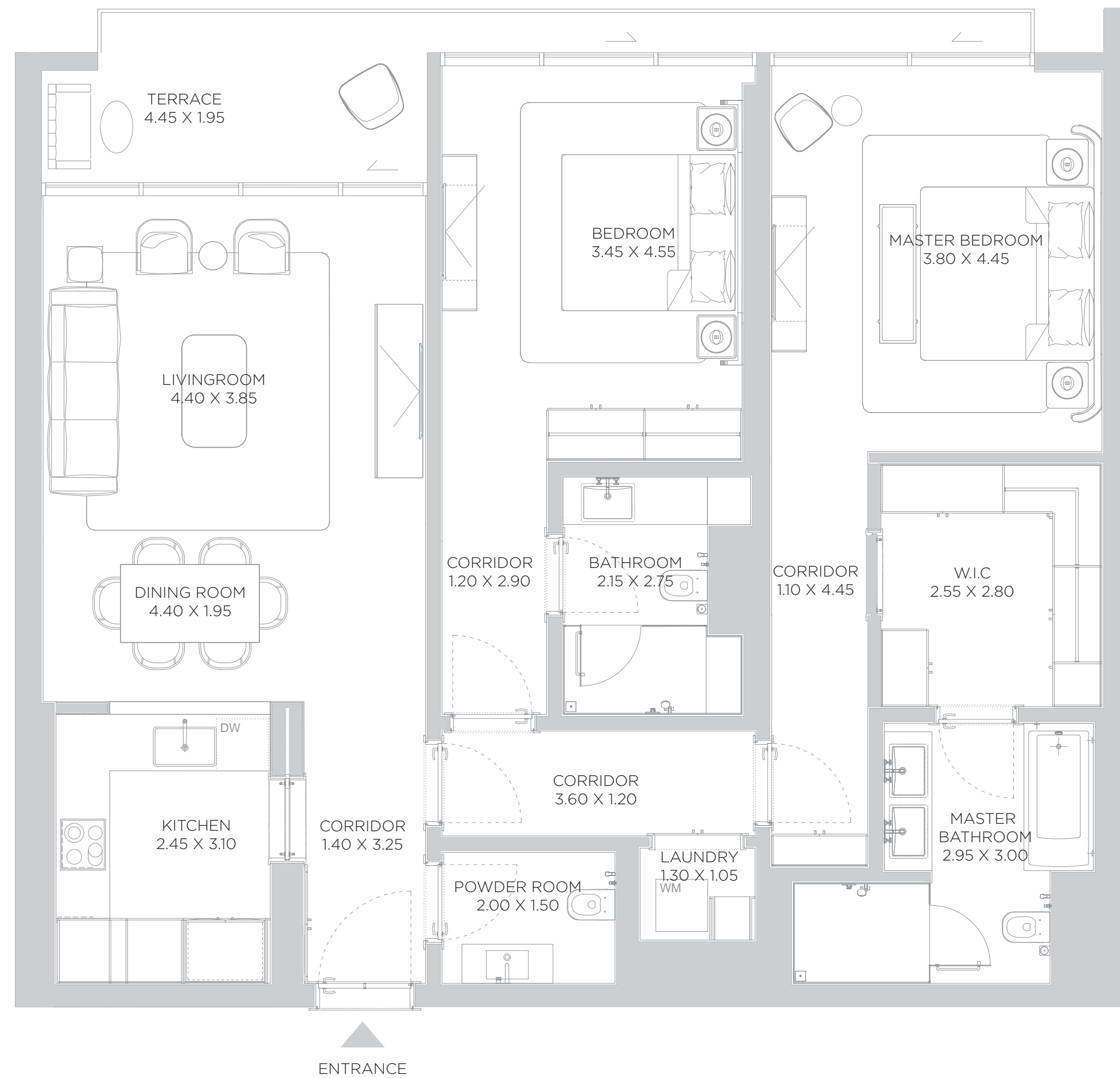
SUITE AREA	1,363	SQ.FT	126.67	SQ.M.
BALCONY AREA	134	SQ.FT	12.41	SQ.M.
TOTAL AREA	1,497	SQ.FT	139.08	SQ.M.

KEY PLAN

ELEVATION



SIXTH FLOOR PLAN

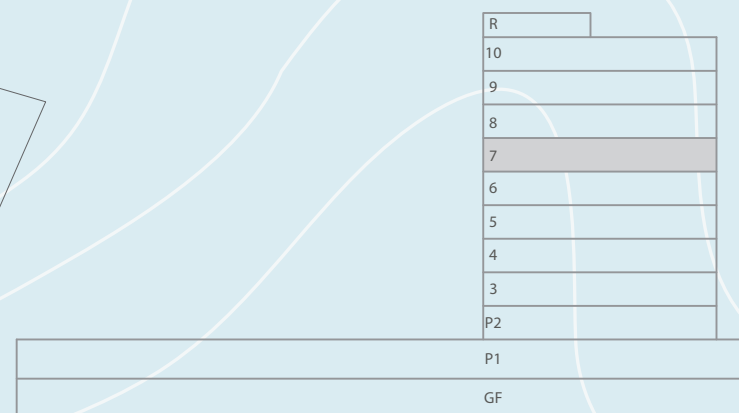
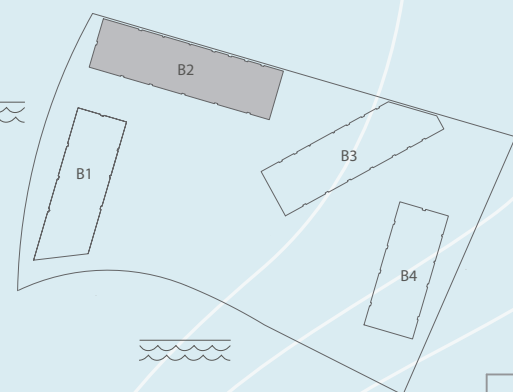


BEACH RESIDENCES DUBAI ISLANDS

B2 LEVEL 07

KEY PLAN

ELEVATION



DISCLAIMER: All measurements, dimensions, coordinates and drawings, given as the Floor Plans in the literature are approximate and provided only for the purpose of marketing, illustration, information and general guidance as such drawings are not to scale. All the rooms, sizes, locations, orientations, dimensions, fixtures, fittings, finishes and specifications (including materials for, placement, size of rooms, windows, doors, balcony, furniture's inbuilt wardrobe etc.) provided in the floor plans may vary as the same have been taken from concept designs prior the actual development/construction and therefore their accuracy in relation to actual construction cannot be confirmed. Hence, we make no guarantee, warranty or representation as to the accuracy and completeness of the floor plan information as changes may be made during the development process, without notice. Always refer to latest IFC design available in the sales office for the most accurate representation of all construction details.



# B2

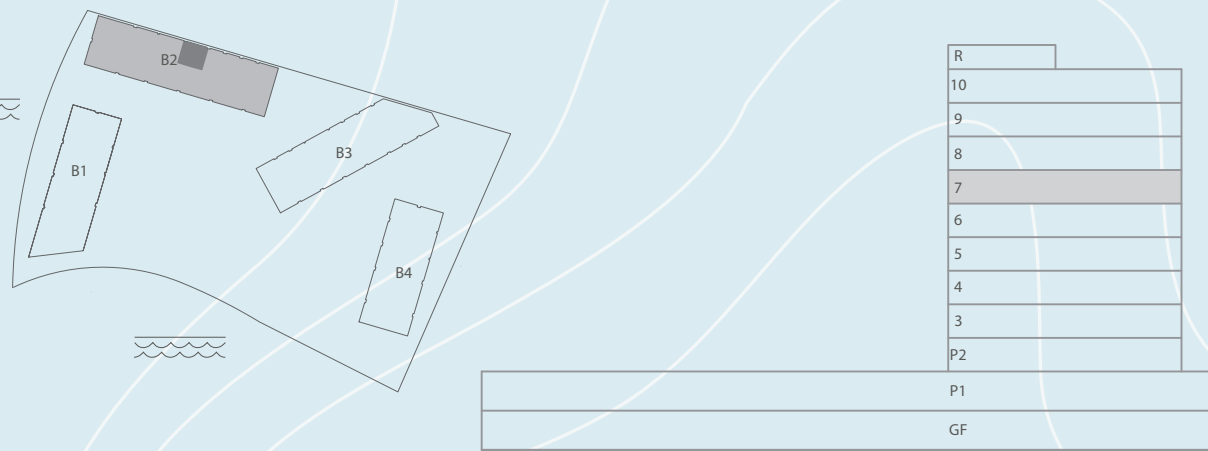
## 2 BEDROOM

LEVEL 07 UNIT 01

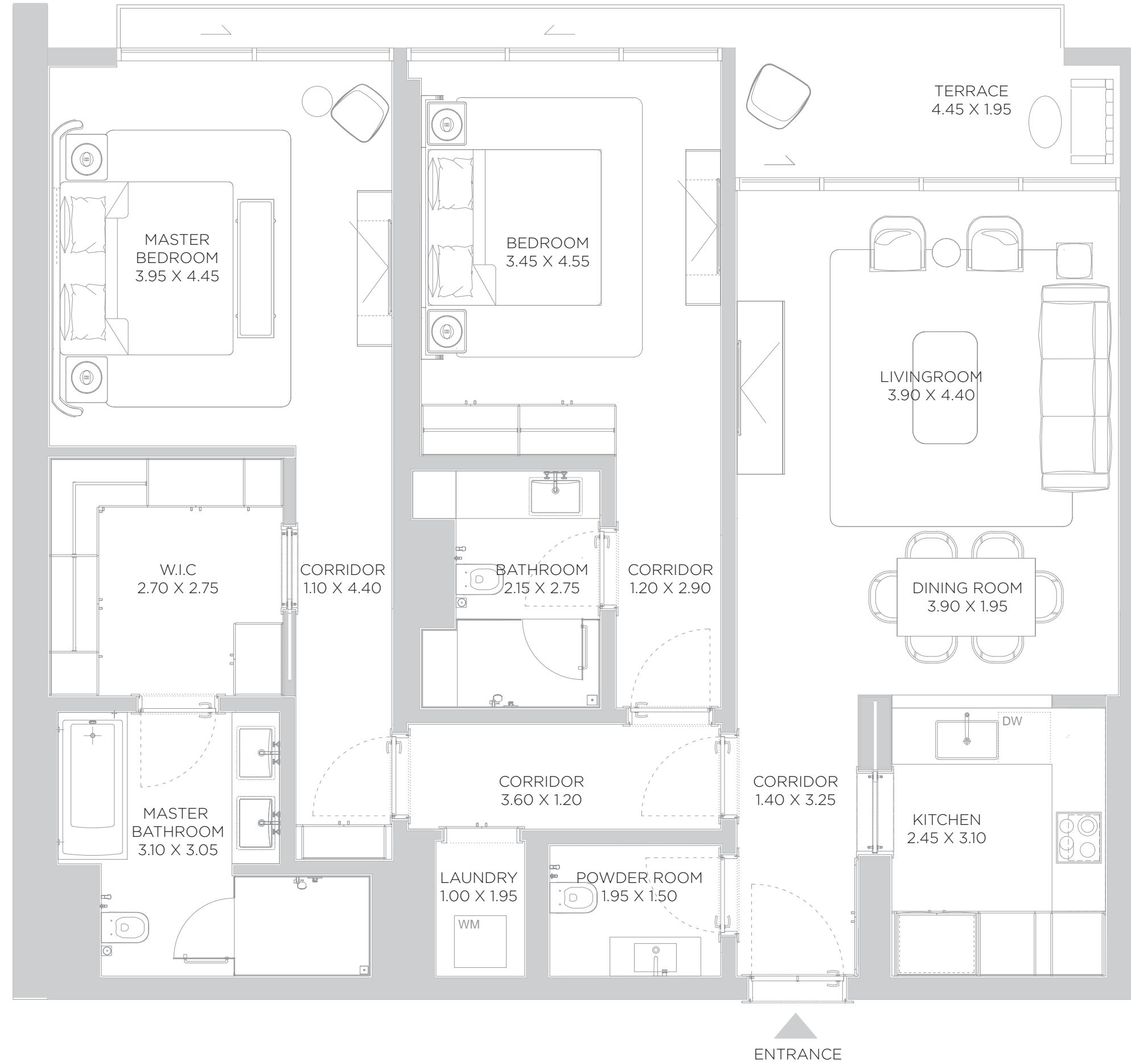
SUITE AREA	1,385	SQ.FT	128.66	SQ.M.
BALCONY AREA	134	SQ.FT	12.47	SQ.M.
TOTAL AREA	1,519	SQ.FT	141.13	SQ.M.

KEY PLAN

ELEVATION



SEVENTH FLOOR PLAN



DISCLAIMER: All measurements, dimensions, coordinates and drawings, given as the Floor Plans in the literature are approximate and provided only for the purpose of marketing, illustration, information and general guidance as such drawings are not to scale. All the rooms, sizes, locations, orientations, dimensions, fixtures, fittings, finishes and specifications (including materials for, placement, size of rooms, windows, doors, balcony, furniture's inbuilt wardrobe etc.) provided in the floor plans may vary as the same have been taken from concept designs prior the actual development/construction and therefore their accuracy in relation to actual construction cannot be confirmed. Hence, we make no guarantee, warranty or representation as to the accuracy and completeness of the floor plan information as changes may be made during the development process, without notice. Always refer to latest IFC design available in the sales office for the most accurate representation of all construction details.

# B2

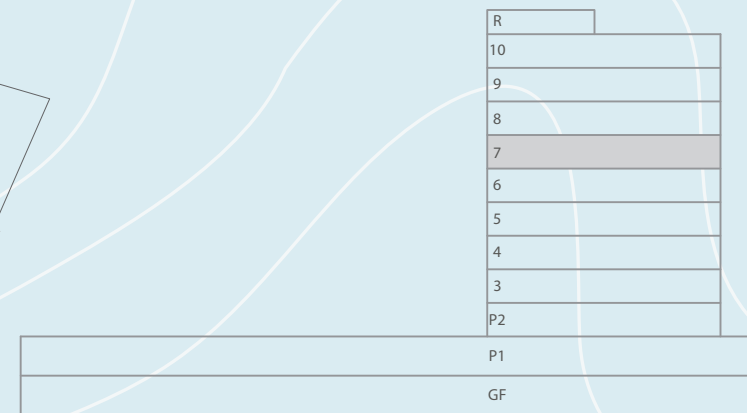
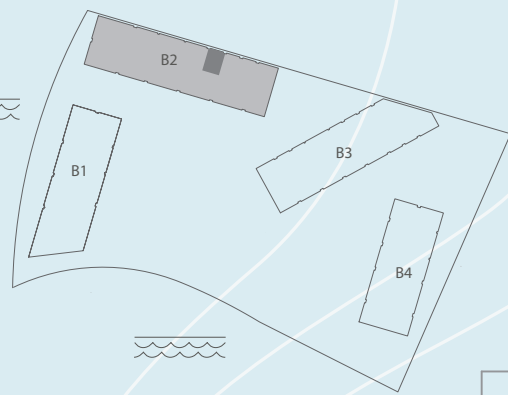
## 1 BEDROOM

LEVEL 07 UNIT 02

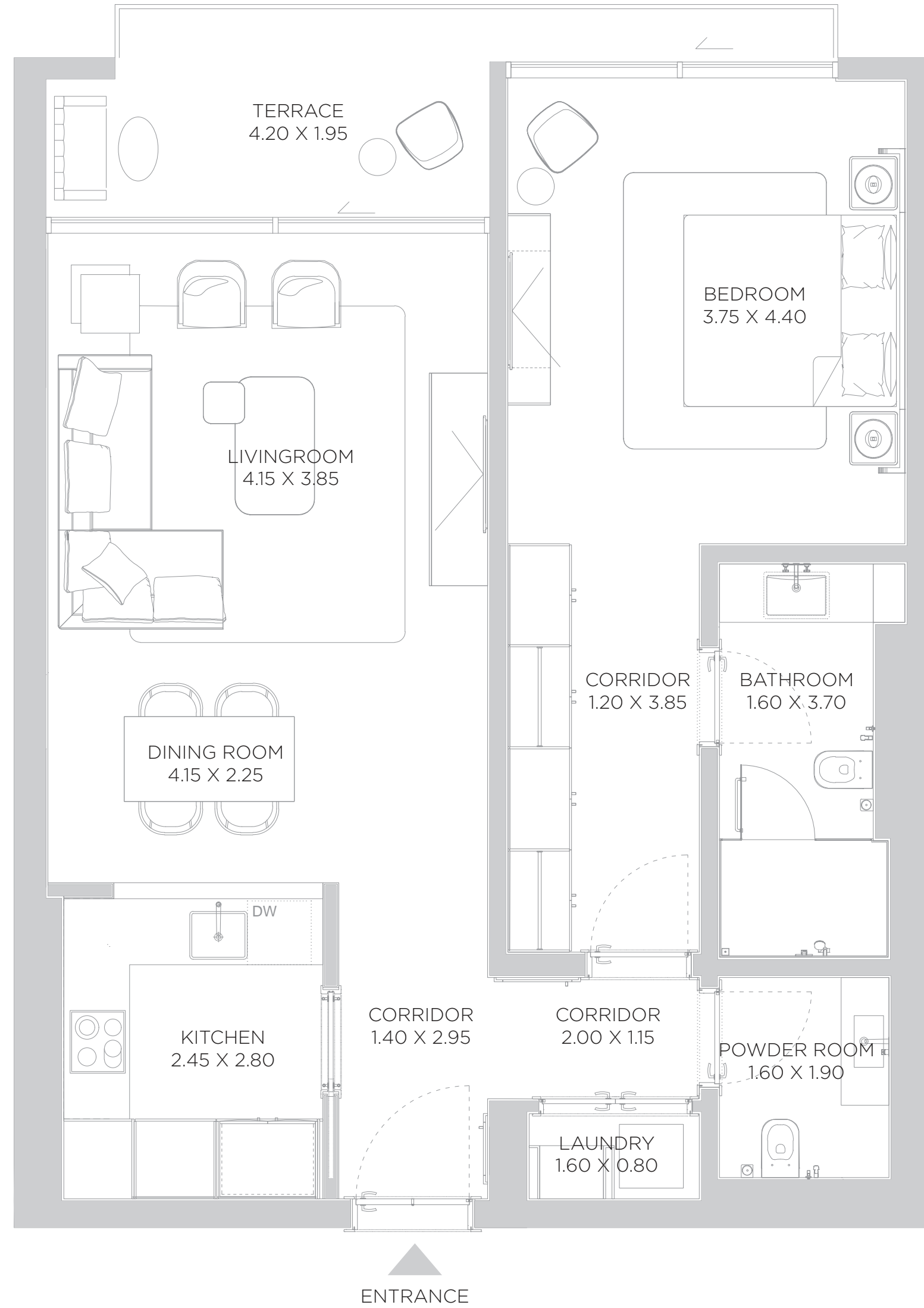
SUITE AREA	891	SQ.FT	82.80	SQ.M.
BALCONY AREA	109	SQ.FT	10.08	SQ.M.
TOTAL AREA	1,000	SQ.FT	92.88	SQ.M.

KEY PLAN

ELEVATION



SEVENTH FLOOR PLAN



DISCLAIMER: All measurements, dimensions, coordinates and drawings, given as the Floor Plans in the literature are approximate and provided only for the purpose of marketing, illustration, information and general guidance as such drawings are not to scale. All the rooms, sizes, locations, orientations, dimensions, fixtures, fittings, finishes and specifications (including materials for, placement, size of rooms, windows, doors, balcony, furniture's inbuilt wardrobe etc.) provided in the floor plans may vary as the same have been taken from concept designs prior the actual development/construction and therefore their accuracy in relation to actual construction cannot be confirmed. Hence, we make no guarantee, warranty or representation as to the accuracy and completeness of the floor plan information as changes may be made during the development process, without notice. Always refer to latest IFC design available in the sales office for the most accurate representation of all construction details.

# B2

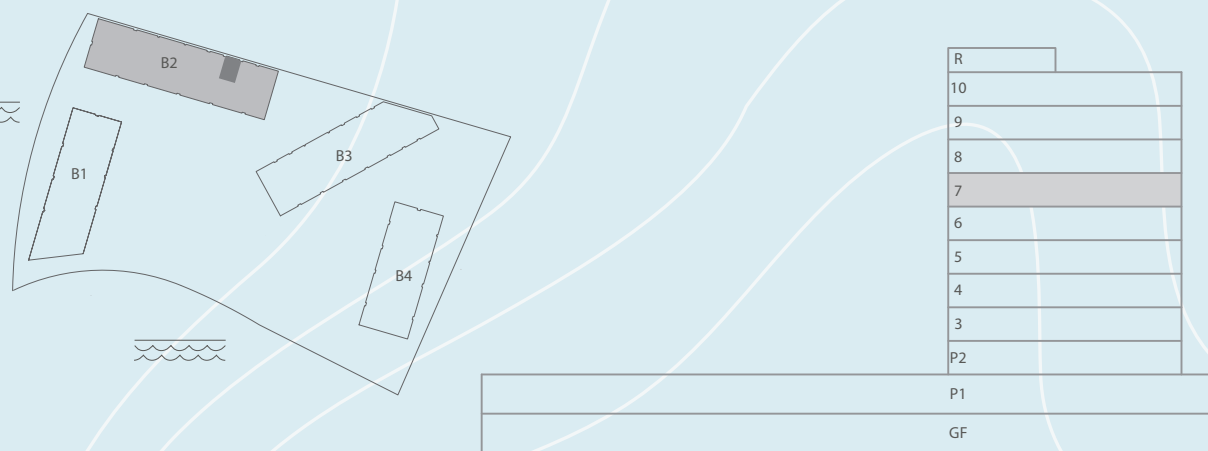
## 1 BEDROOM

LEVEL 07 UNIT 03

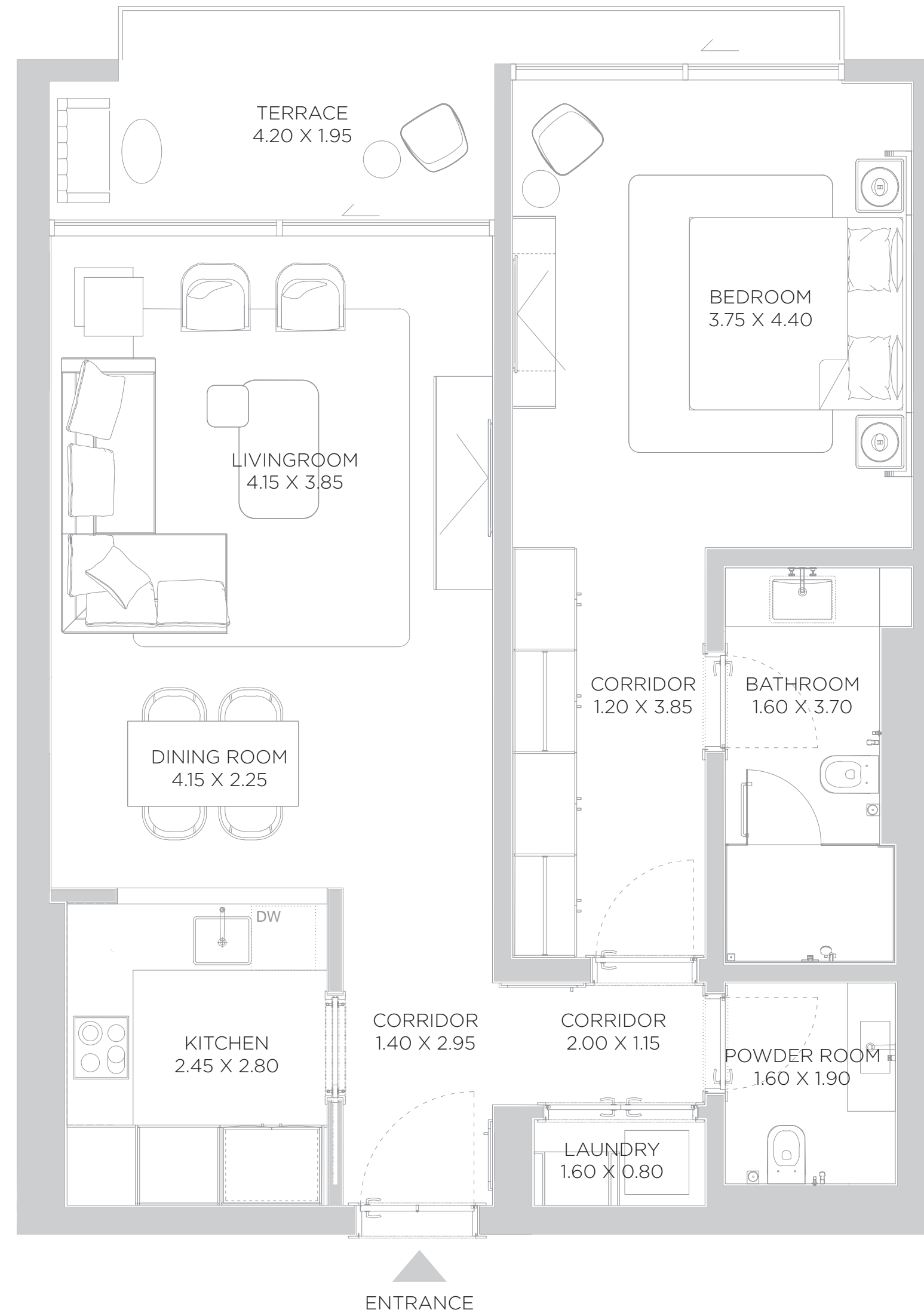
SUITE AREA	891	SQ.FT	82.80	SQ.M.
BALCONY AREA	109	SQ.FT	10.09	SQ.M.
TOTAL AREA	1,000	SQ.FT	92.89	SQ.M.

KEY PLAN

ELEVATION



SEVENTH FLOOR PLAN



DISCLAIMER: All measurements, dimensions, coordinates and drawings, given as the Floor Plans in the literature are approximate and provided only for the purpose of marketing, illustration, information and general guidance as such drawings are not to scale. All the rooms, sizes, locations, orientations, dimensions, fixtures, fittings, finishes and specifications (including materials for, placement, size of rooms, windows, doors, balcony, furniture's inbuilt wardrobe etc.) provided in the floor plans may vary as the same have been taken from concept designs prior the actual development/construction and therefore their accuracy in relation to actual construction cannot be confirmed. Hence, we make no guarantee, warranty or representation as to the accuracy and completeness of the floor plan information as changes may be made during the development process, without notice. Always refer to latest IFC design available in the sales office for the most accurate representation of all construction details.



# B2

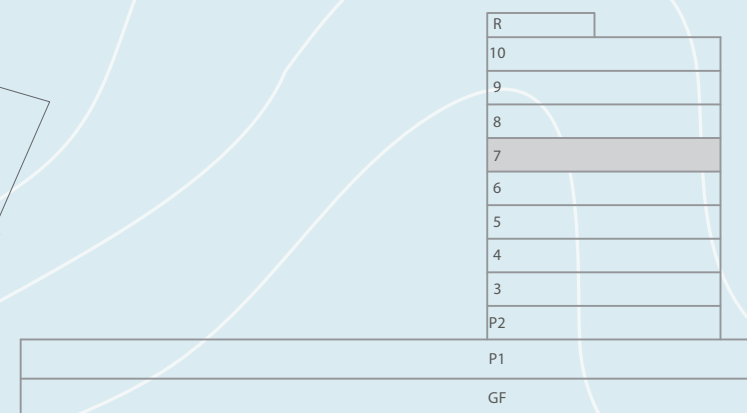
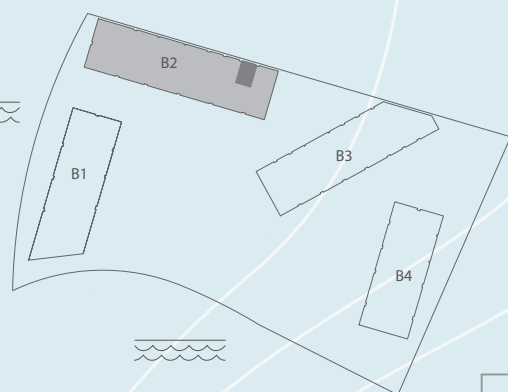
## 1 BEDROOM

LEVEL 07      UNIT 04

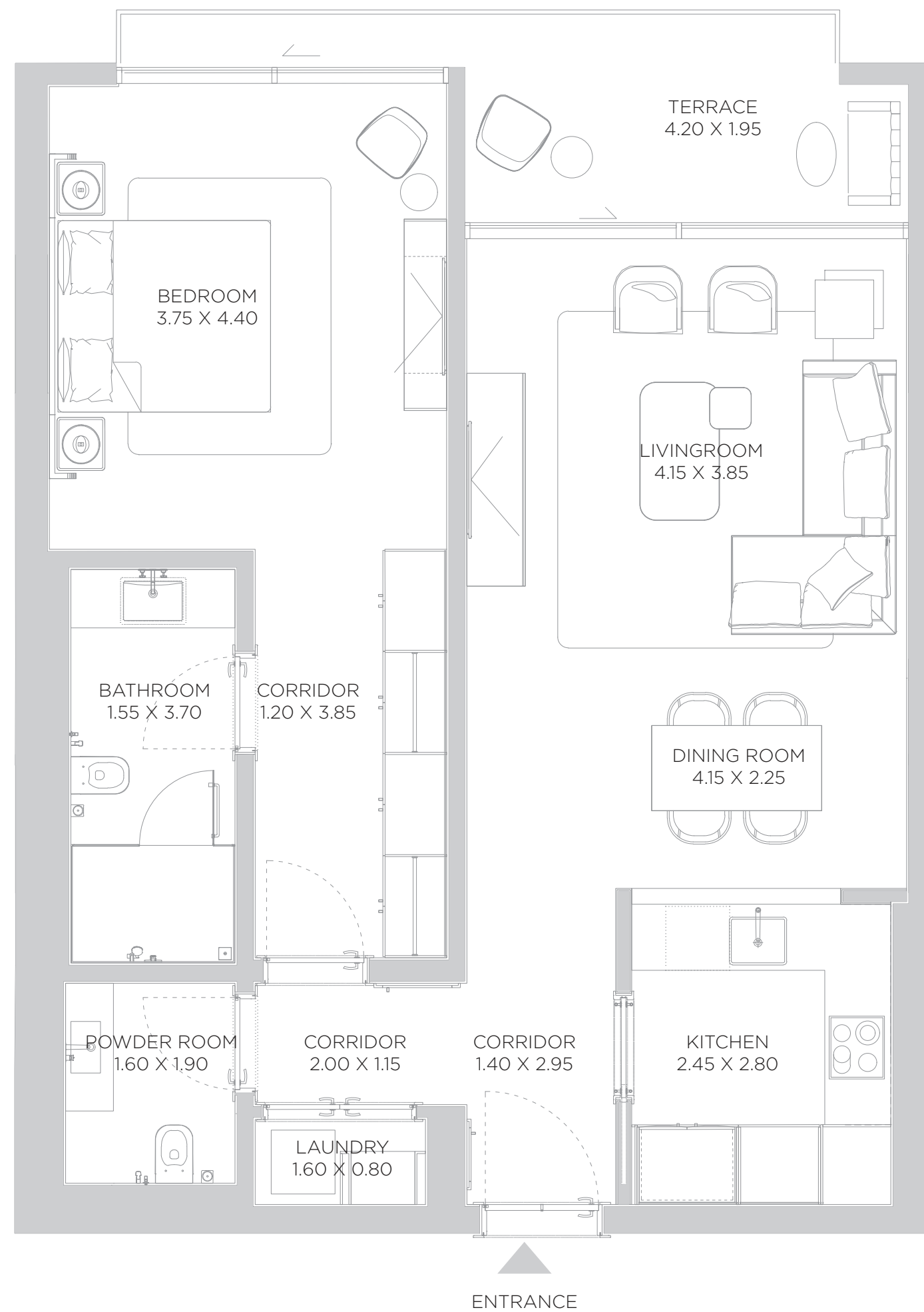
SUITE AREA	894	SQ.FT	83.09	SQ.M.
BALCONY AREA	109	SQ.FT	10.09	SQ.M.
TOTAL AREA	1,003	SQ.FT	93.18	SQ.M.

KEY PLAN

ELEVATION



SEVENTH FLOOR PLAN



# B2

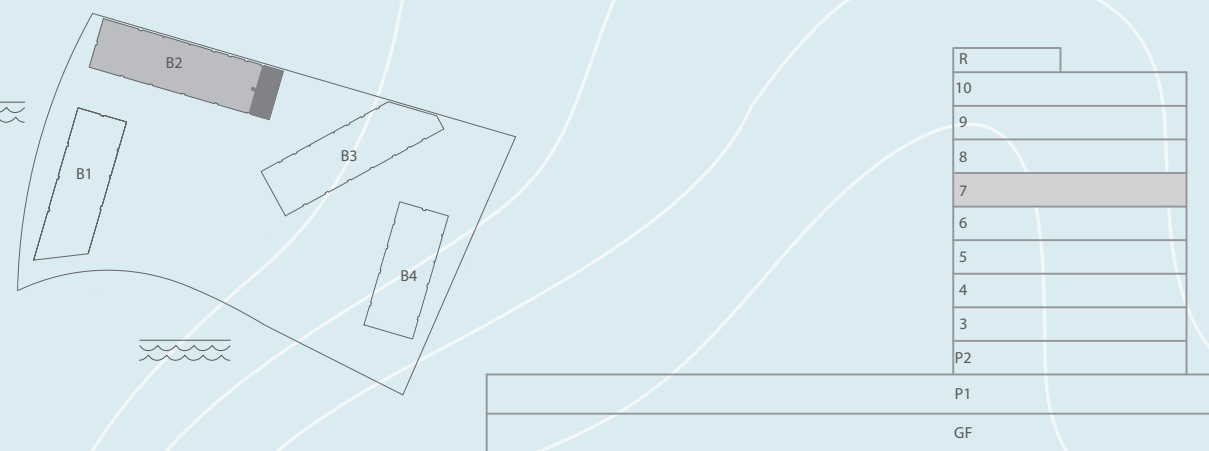
## 3 BEDROOM

LEVEL 07      UNIT 05

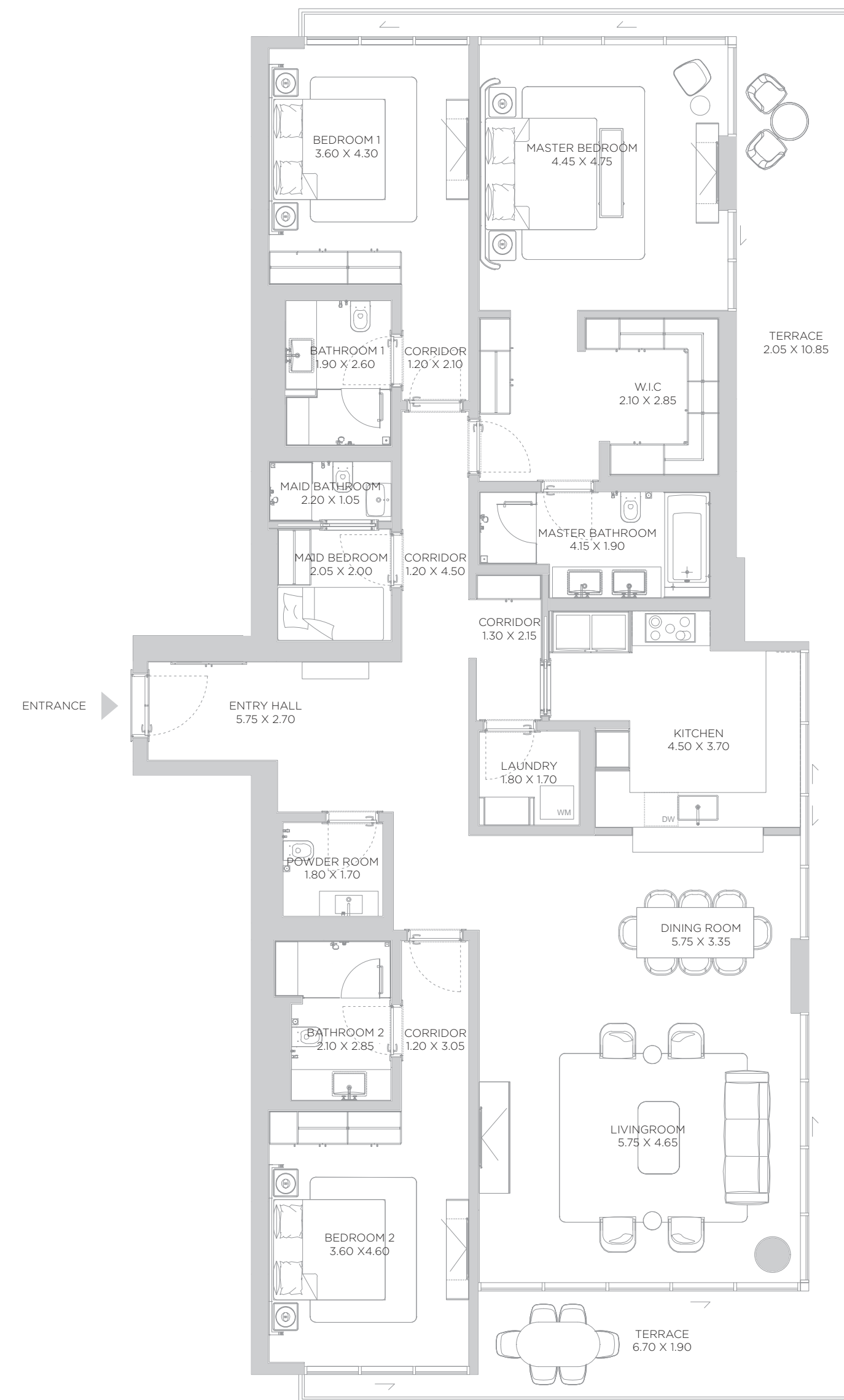
SUITE AREA	2,304	SQ.FT	214.09	SQ.M.
BALCONY AREA	553	SQ.FT	51.31	SQ.M.
TOTAL AREA	2,857	SQ.FT	265.40	SQ.M.

KEY PLAN

ELEVATION



SEVENTH FLOOR PLAN



DISCLAIMER: All measurements, dimensions, coordinates and drawings, given as the Floor Plans in the literature are approximate and provided only for the purpose of marketing, illustration, information and general guidance as such drawings are not to scale. All the rooms, sizes, locations, orientations, dimensions, fixtures, fittings, finishes and specifications (including materials for, placement, size of rooms, windows, doors, balcony, furniture's inbuilt wardrobe etc.) provided in the floor plans may vary as the same have been taken from concept designs prior the actual development/construction and therefore their accuracy in relation to actual construction cannot be confirmed. Hence, we make no guarantee, warranty or representation as to the accuracy and completeness of the floor plan information as changes may be made during the development process, without notice. Always refer to latest IFC design available in the sales office for the most accurate representation of all construction details.

# B2

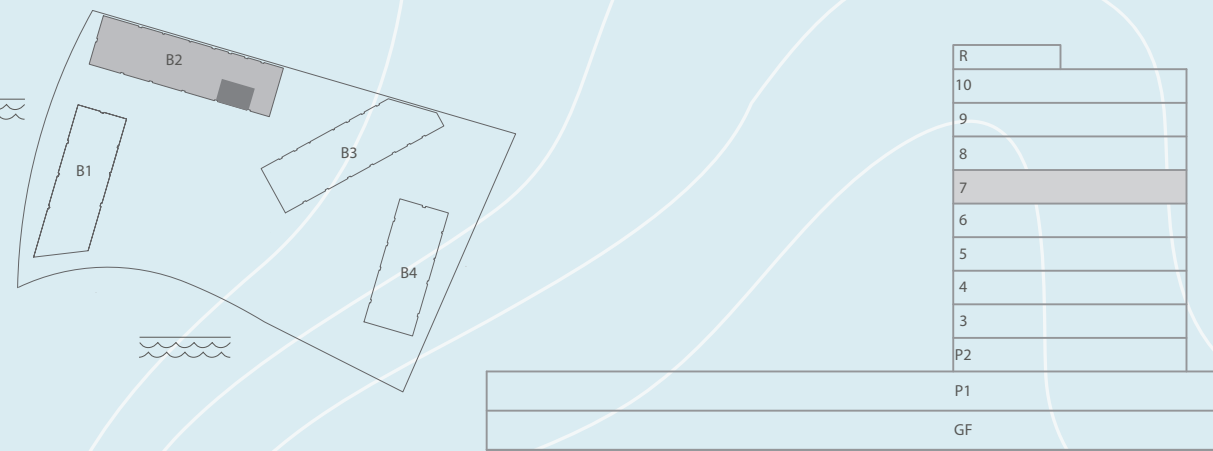
## 3 BEDROOM

LEVEL 07      UNIT 06

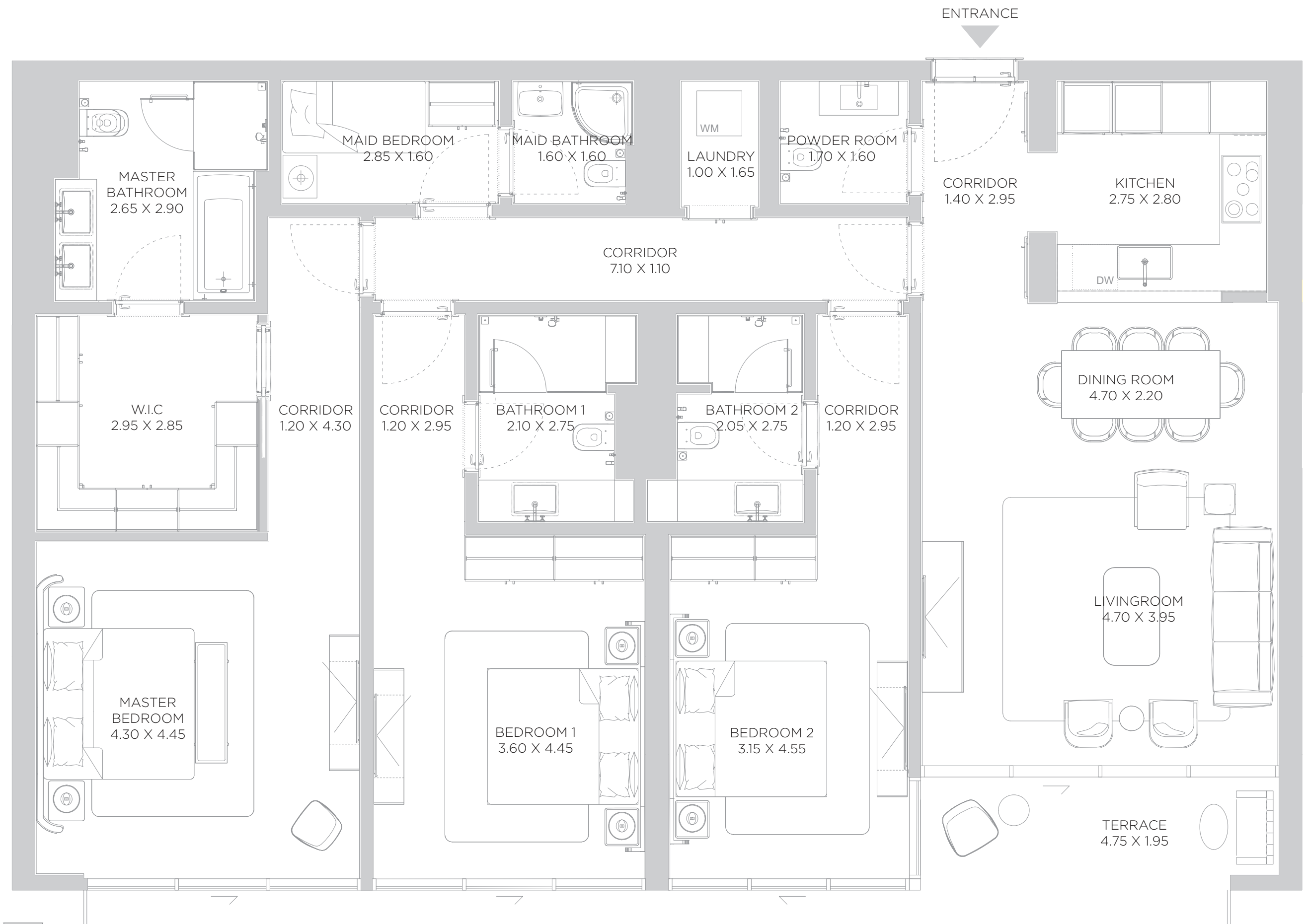
SUITE AREA	1,853	SQ.FT	172.14	SQ.M.
BALCONY AREA	163	SQ.FT	15.18	SQ.M.
TOTAL AREA	2,016	SQ.FT	187.32	SQ.M.

KEY PLAN

ELEVATION



SEVENTH FLOOR PLAN



DISCLAIMER: All measurements, dimensions, coordinates and drawings, given as the Floor Plans in the literature are approximate and provided only for the purpose of marketing, illustration, information and general guidance as such drawings are not to scale. All the rooms, sizes, locations, orientations, dimensions, fixtures, fittings, finishes and specifications (including materials for, placement, size of rooms, windows, doors, balcony, furniture's inbuilt wardrobe etc.) provided in the floor plans may vary as the same have been taken from concept designs prior the actual development/construction and therefore their accuracy in relation to actual construction cannot be confirmed. Hence, we make no guarantee, warranty or representation as to the accuracy and completeness of the floor plan information as changes may be made during the development process, without notice. Always refer to latest IFC design available in the sales office for the most accurate representation of all construction details.



# B2

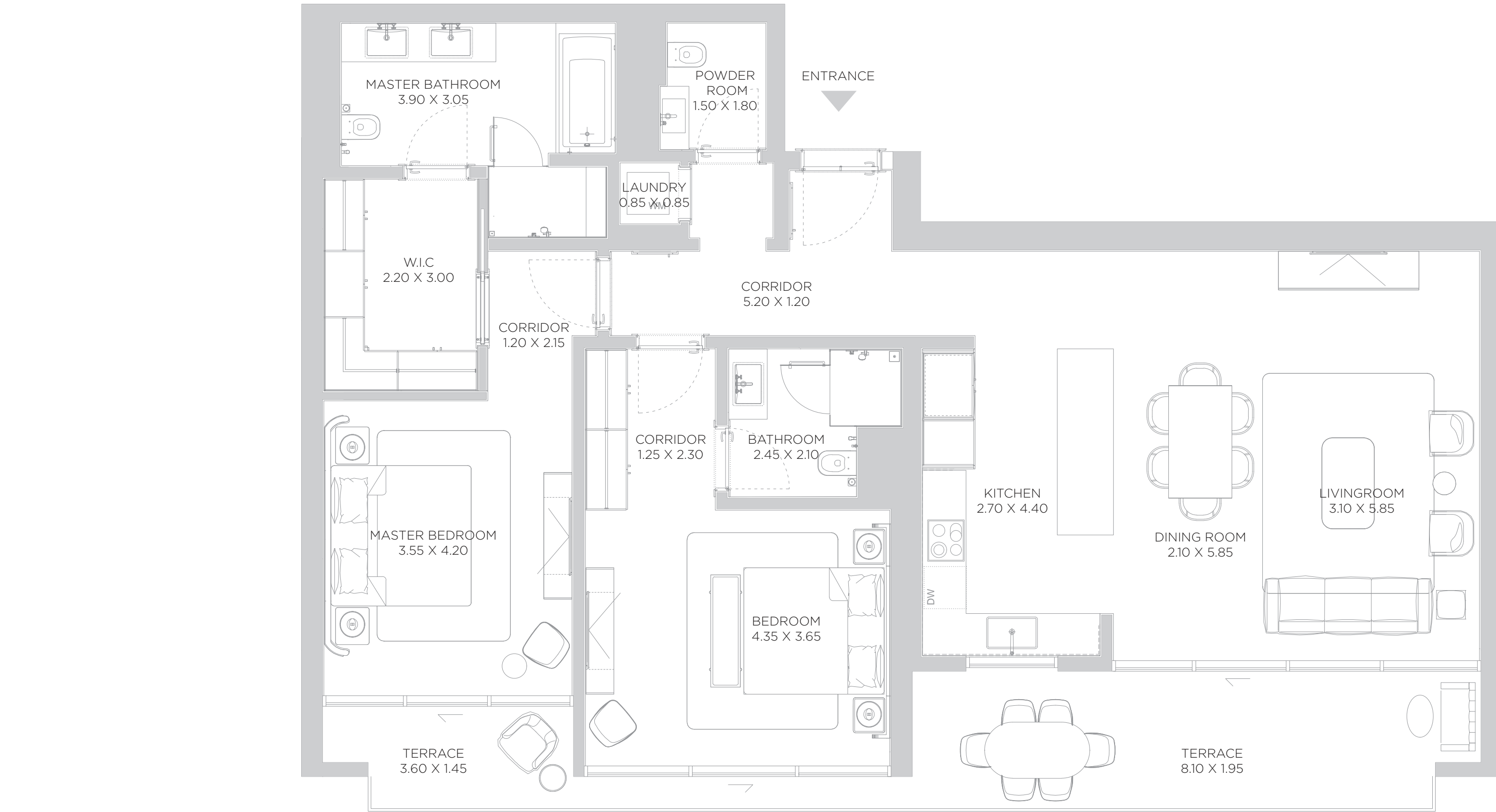
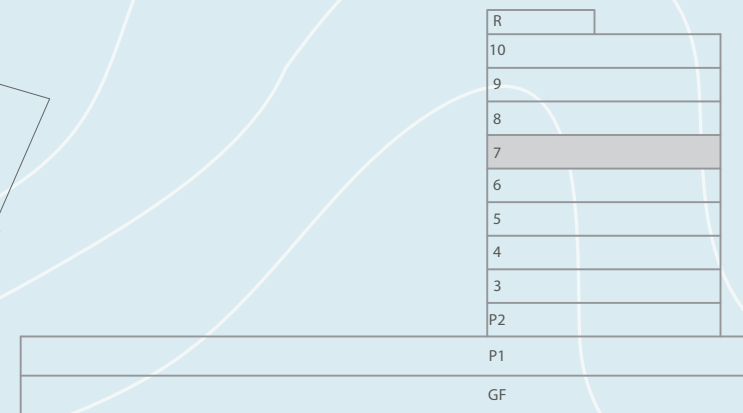
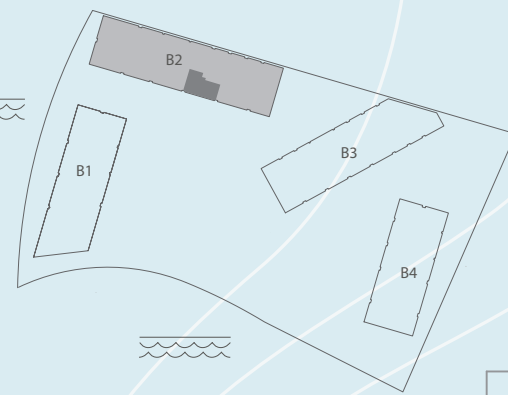
## 2 BEDROOM

LEVEL 07 UNIT 07

SUITE AREA	1,435	SQ.FT	133.36	SQ.M.
BALCONY AREA	259	SQ.FT	24.06	SQ.M.
TOTAL AREA	1,694	SQ.FT	157.42	SQ.M.

KEY PLAN

ELEVATION



SEVENTH FLOOR PLAN

DISCLAIMER: All measurements, dimensions, coordinates and drawings, given as the Floor Plans in the literature are approximate and provided only for the purpose of marketing, illustration, information and general guidance as such drawings are not to scale. All the rooms, sizes, locations, orientations, dimensions, fixtures, fittings, finishes and specifications (including materials for, placement, size of rooms, windows, doors, balcony, furniture's inbuilt wardrobe etc.) provided in the floor plans may vary as the same have been taken from concept designs prior the actual development/construction and therefore their accuracy in relation to actual construction cannot be confirmed. Hence, we make no guarantee, warranty or representation as to the accuracy and completeness of the floor plan information as changes may be made during the development process, without notice. Always refer to latest IFC design available in the sales office for the most accurate representation of all construction details.

# B2

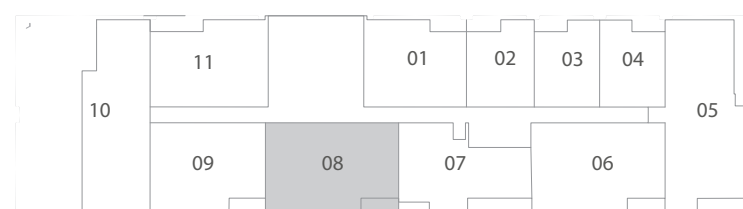
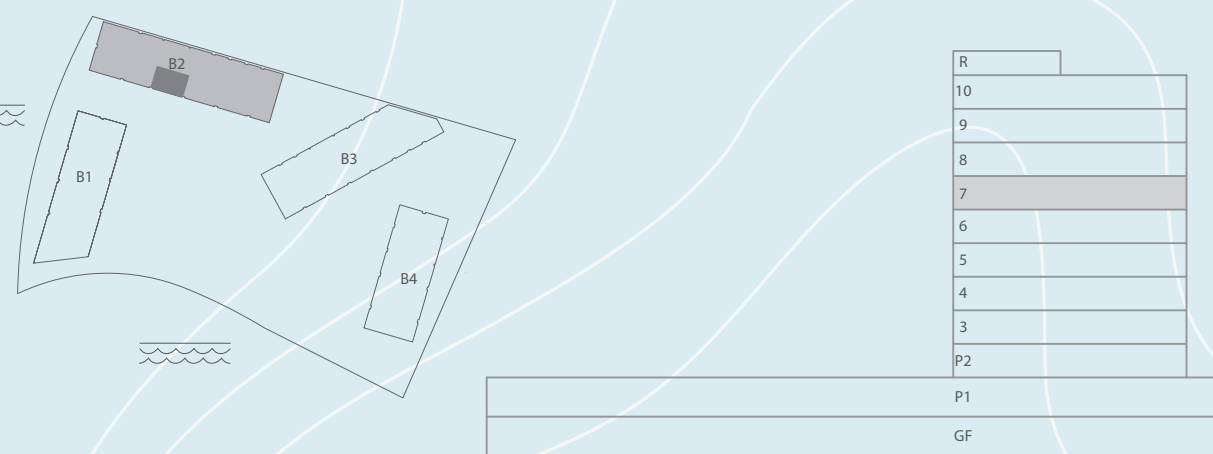
## 3 BEDROOM

LEVEL 07 UNIT 08

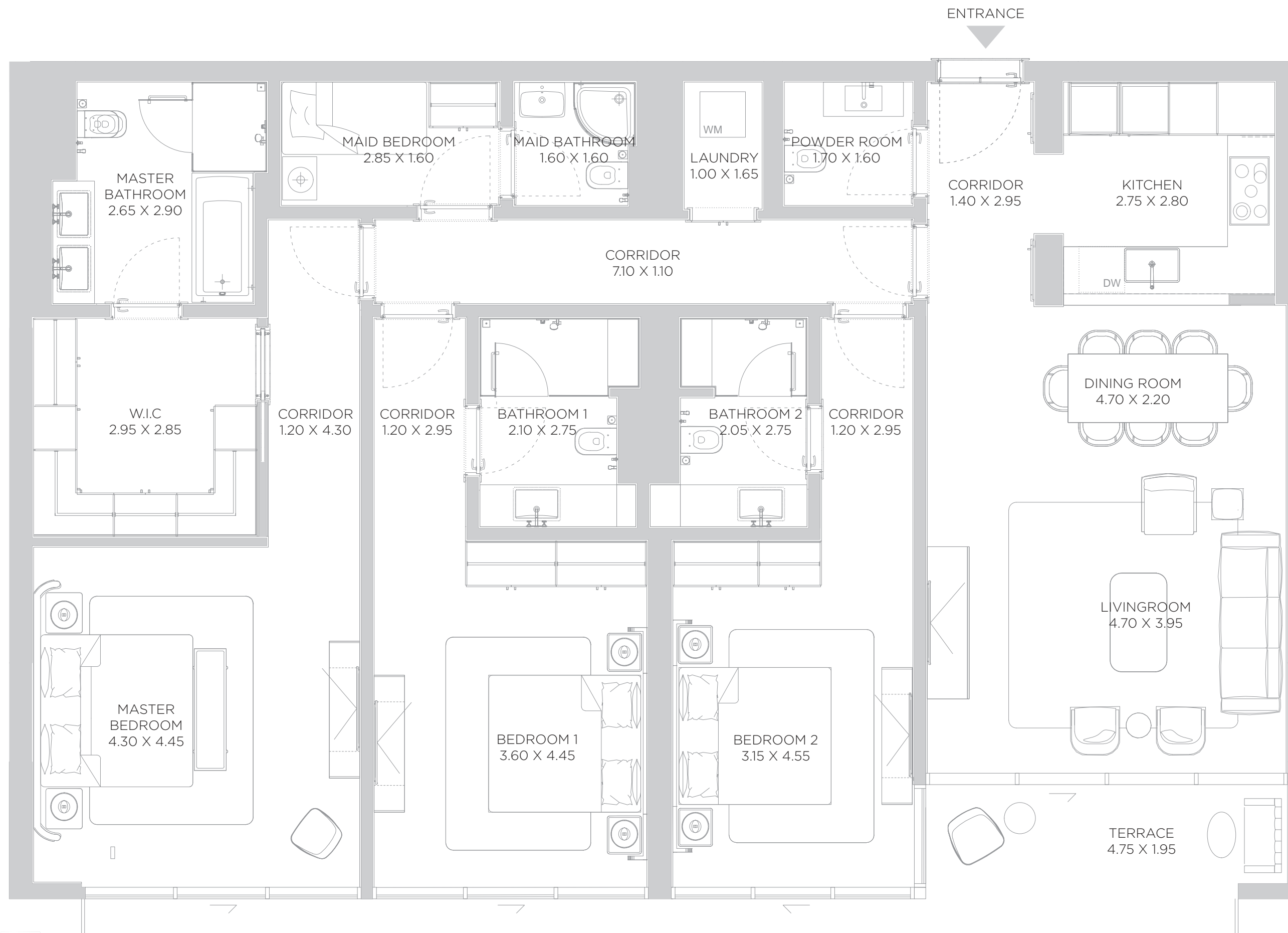
SUITE AREA	1,857	SQ.FT	172.51	SQ.M.
BALCONY AREA	161	SQ.FT	14.96	SQ.M.
TOTAL AREA	2,018	SQ.FT	187.47	SQ.M.

KEY PLAN

ELEVATION



SEVENTH FLOOR PLAN



DISCLAIMER: All measurements, dimensions, coordinates and drawings, given as the Floor Plans in the literature are approximate and provided only for the purpose of marketing, illustration, information and general guidance as such drawings are not to scale. All the rooms, sizes, locations, orientations, dimensions, fixtures, fittings, finishes and specifications (including materials for, placement, size of rooms, windows, doors, balcony, furniture's inbuilt wardrobe etc.) provided in the floor plans may vary as the same have been taken from concept designs prior the actual development/construction and therefore their accuracy in relation to actual construction cannot be confirmed. Hence, we make no guarantee, warranty or representation as to the accuracy and completeness of the floor plan information as changes may be made during the development process, without notice. Always refer to latest IFC design available in the sales office for the most accurate representation of all construction details.

# B2

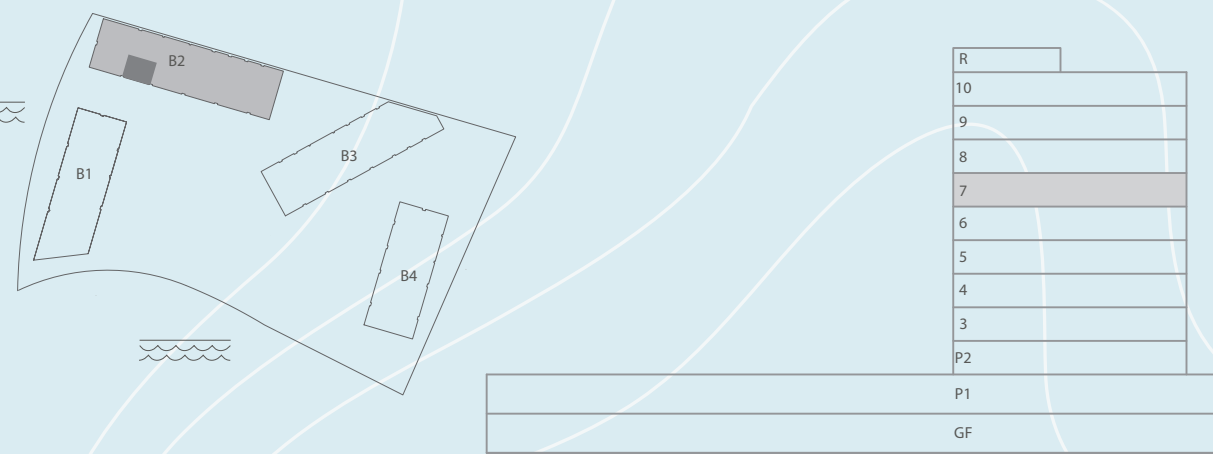
## 2 BEDROOM

LEVEL 07 UNIT 09

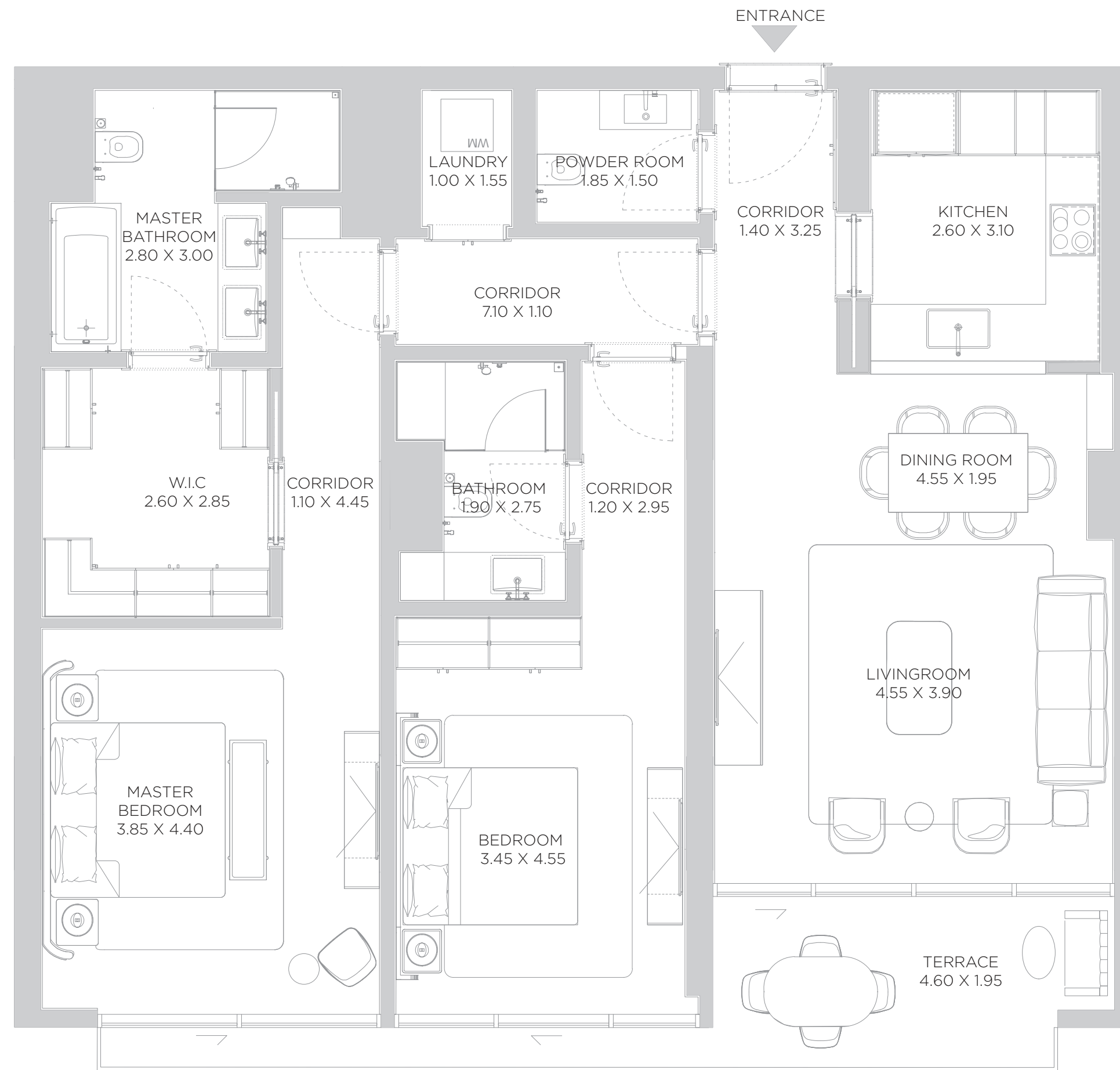
SUITE AREA	1,352	SQ.FT	125.64	SQ.M.
BALCONY AREA	138	SQ.FT	12.75	SQ.M.
TOTAL AREA	1,490	SQ.FT	138.39	SQ.M.

KEY PLAN

ELEVATION



SEVENTH FLOOR PLAN



DISCLAIMER: All measurements, dimensions, coordinates and drawings, given as the Floor Plans in the literature are approximate and provided only for the purpose of marketing, illustration, information and general guidance as such drawings are not to scale. All the rooms, sizes, locations, orientations, dimensions, fixtures, fittings, finishes and specifications (including materials for, placement, size of rooms, windows, doors, balcony, furniture's inbuilt wardrobe etc.) provided in the floor plans may vary as the same have been taken from concept designs prior to the actual development/construction and therefore their accuracy in relation to actual construction cannot be confirmed. Hence, we make no guarantee, warranty or representation as to the accuracy and completeness of the floor plan information as changes may be made during the development process, without notice. Always refer to latest IFC design available in the sales office for the most accurate representation of all construction details.



# B2

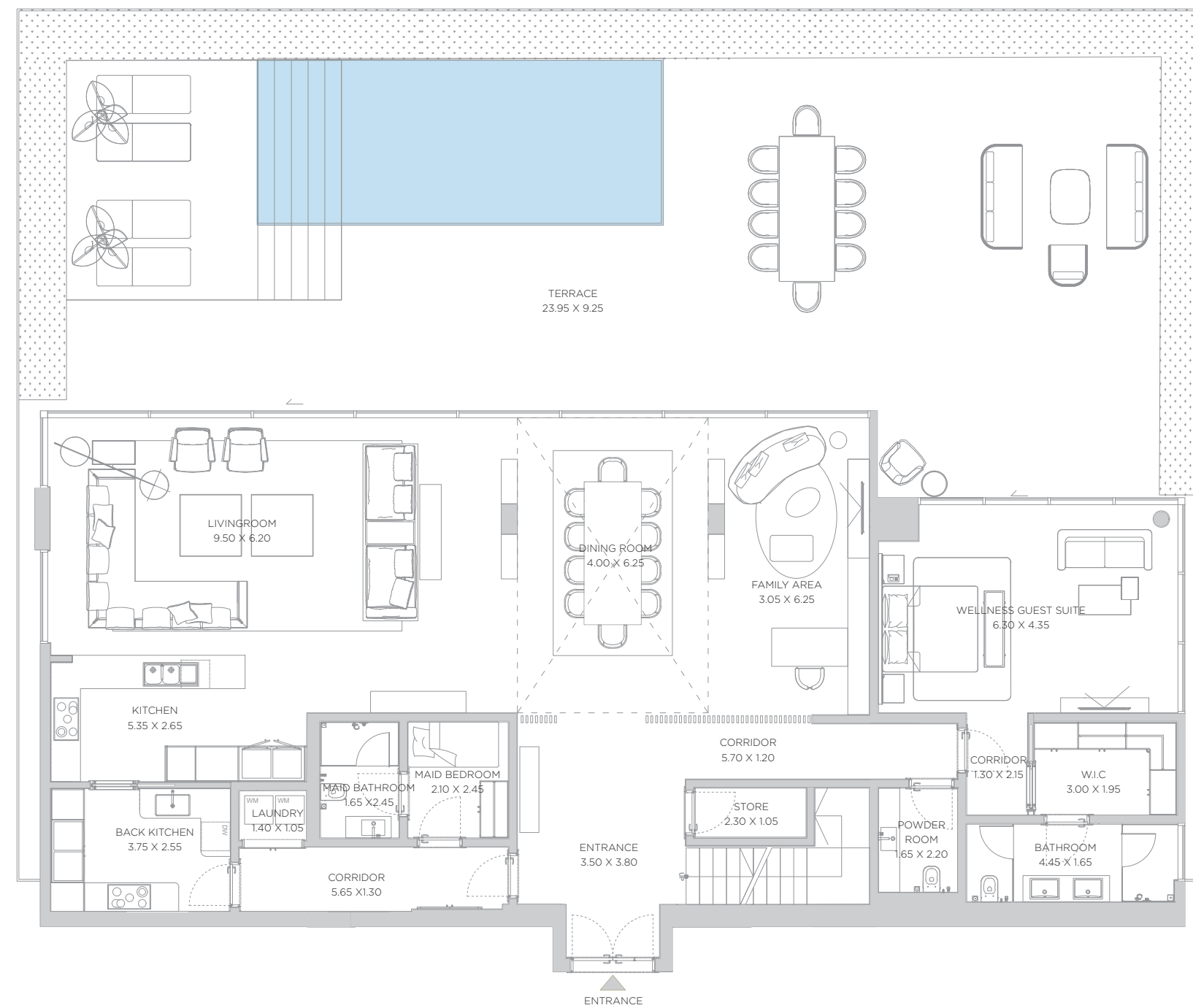
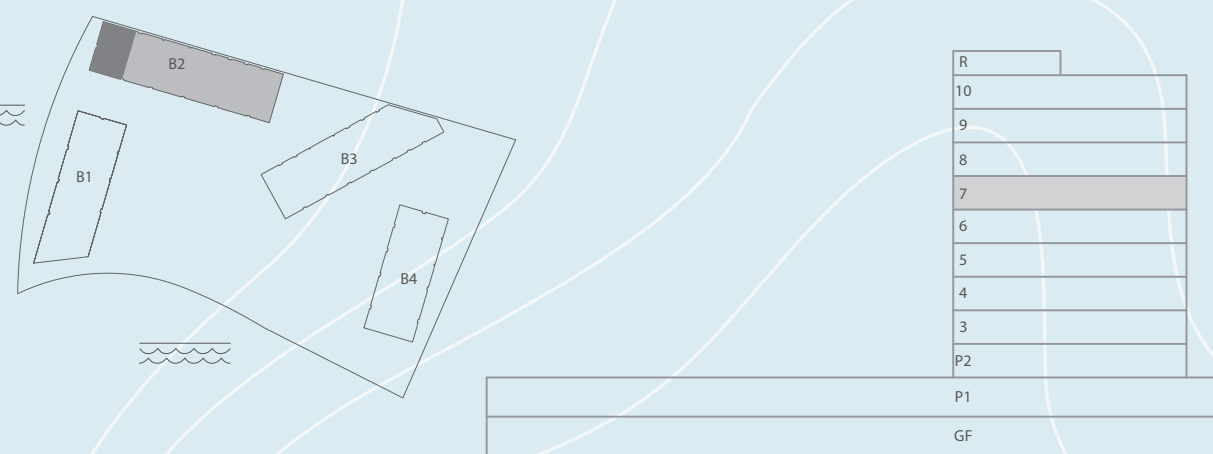
## 4 BEDROOM

LEVEL 07      UNIT 10

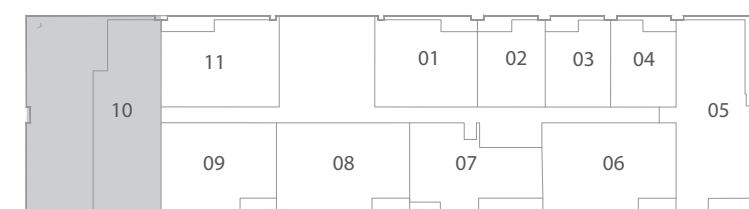
SUITE AREA	4,835	SQ.FT	449.2	SQ.M.
BALCONY AREA	2,838	SQ.FT	263.65	SQ.M.
TOTAL AREA	7,673	SQ.FT	712.85	SQ.M.

KEY PLAN

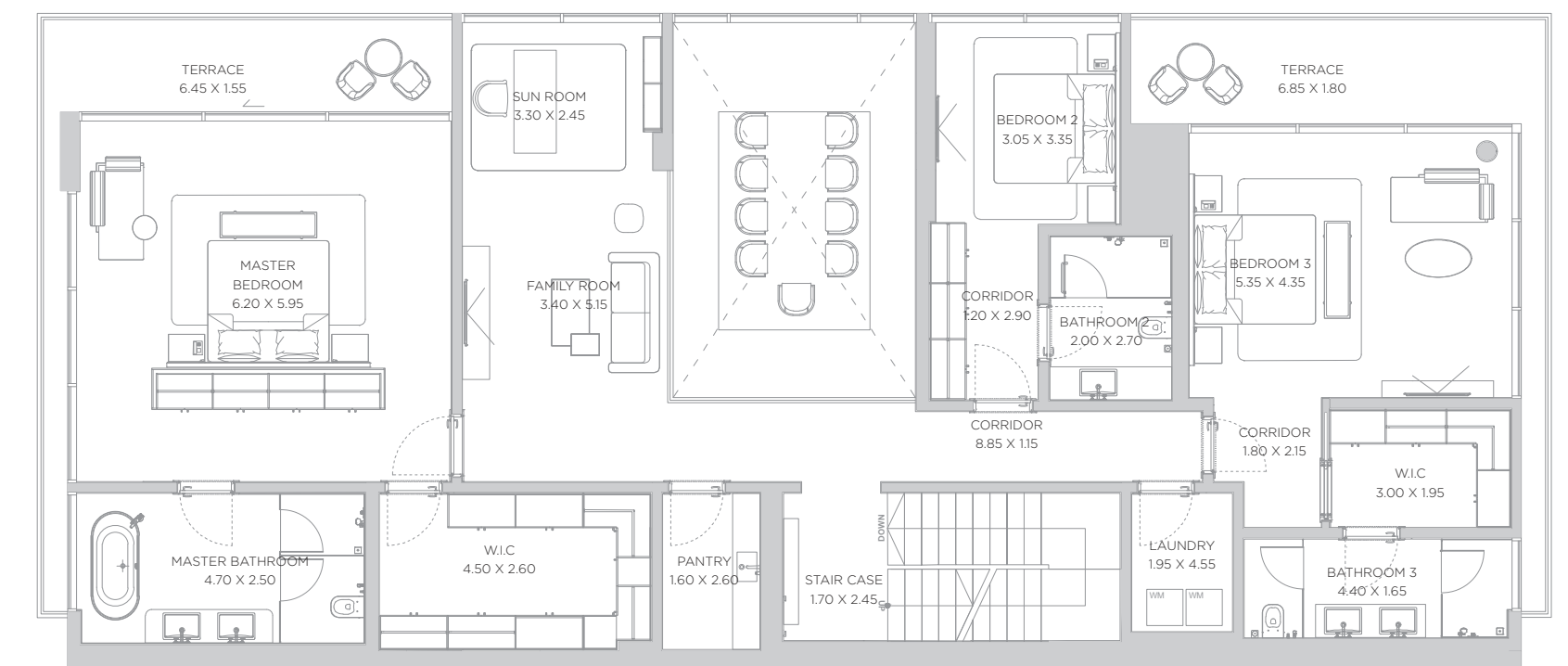
ELEVATION



GROUND FLOOR



SEVENTH FLOOR PLAN



FIRST FLOOR

DISCLAIMER: All measurements, dimensions, coordinates and drawings, given as the Floor Plans in the literature are approximate and provided only for the purpose of marketing, illustration, information and general guidance as such drawings are not to scale. All the rooms, sizes, locations, orientations, dimensions, fixtures, fittings, finishes and specifications (including materials for, placement, size of rooms, windows, doors, balcony, furniture's inbuilt wardrobe etc.) provided in the floor plans may vary as the same have been taken from concept designs prior the actual development/construction and therefore their accuracy in relation to actual construction cannot be confirmed. Hence, we make no guarantee, warranty or representation as to the accuracy and completeness of the floor plan information as changes may be made during the development process, without notice. Always refer to latest IFC design available in the sales office for the most accurate representation of all construction details.

# B2

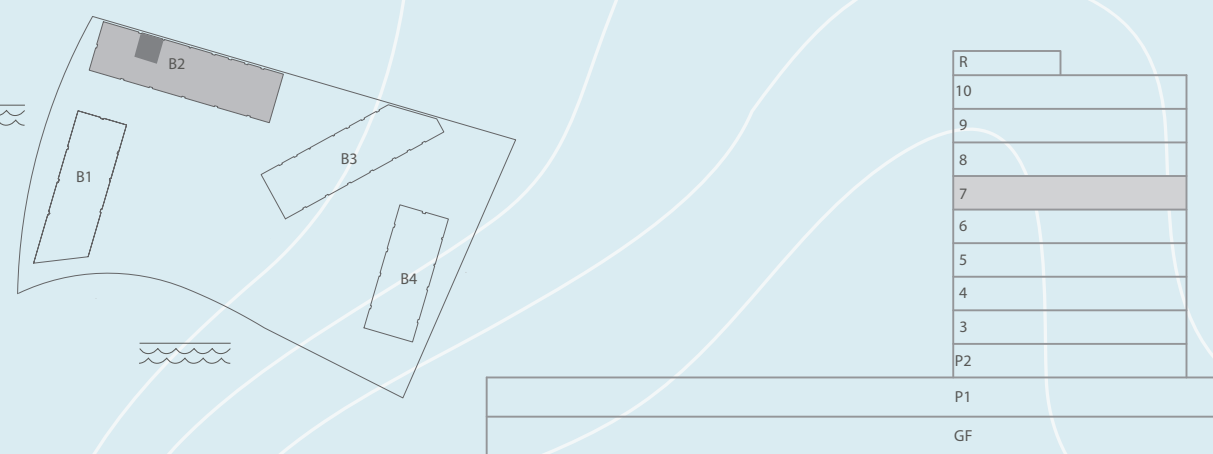
## 2 BEDROOM

LEVEL 07 UNIT 11

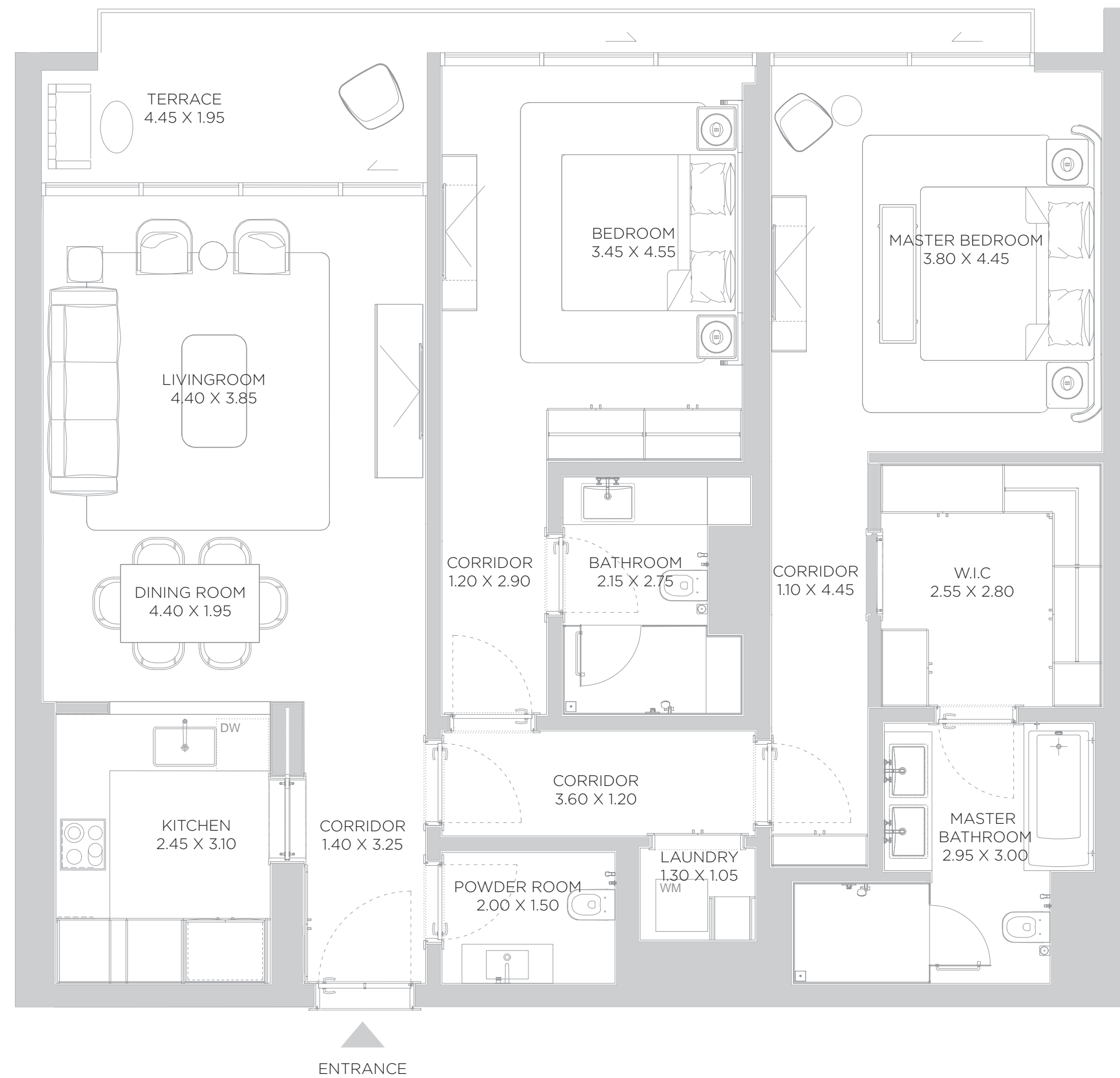
SUITE AREA	1,363	SQ.FT	126.67	SQ.M.
BALCONY AREA	134	SQ.FT	12.41	SQ.M.
TOTAL AREA	1,497	SQ.FT	139.08	SQ.M.

KEY PLAN

ELEVATION



SEVENTH FLOOR PLAN



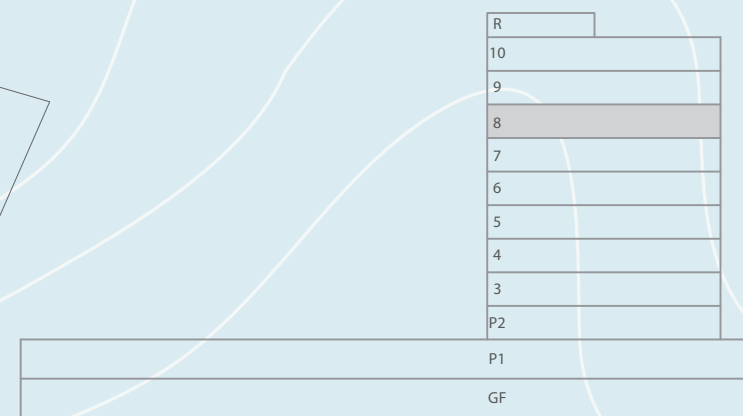
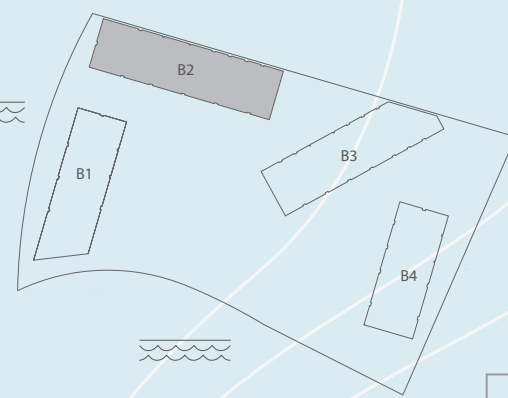
DISCLAIMER: All measurements, dimensions, coordinates and drawings, given as the Floor Plans in the literature are approximate and provided only for the purpose of marketing, illustration, information and general guidance as such drawings are not to scale. All the rooms, sizes, locations, orientations, dimensions, fixtures, fittings, finishes and specifications (including materials for, placement, size of rooms, windows, doors, balcony, furniture's inbuilt wardrobe etc.) provided in the floor plans may vary as the same have been taken from concept designs prior the actual development/construction and therefore their accuracy in relation to actual construction cannot be confirmed. Hence, we make no guarantee, warranty or representation as to the accuracy and completeness of the floor plan information as changes may be made during the development process, without notice. Always refer to latest IFC design available in the sales office for the most accurate representation of all construction details.

BEACH RESIDENCES DUBAI ISLANDS

B2 LEVEL 08

KEY PLAN

ELEVATION



DISCLAIMER: All measurements, dimensions, coordinates and drawings, given as the Floor Plans in the literature are approximate and provided only for the purpose of marketing, illustration, information and general guidance as such drawings are not to scale. All the rooms, sizes, locations, orientations, dimensions, fixtures, fittings, finishes and specifications (including materials for, placement, size of rooms, windows, doors, balcony, furniture's inbuilt wardrobe etc.) provided in the floor plans may vary as the same have been taken from concept designs prior the actual development/construction and therefore their accuracy in relation to actual construction cannot be confirmed. Hence, we make no guarantee, warranty or representation as to the accuracy and completeness of the floor plan information as changes may be made during the development process, without notice. Always refer to latest IFC design available in the sales office for the most accurate representation of all construction details.



# B2

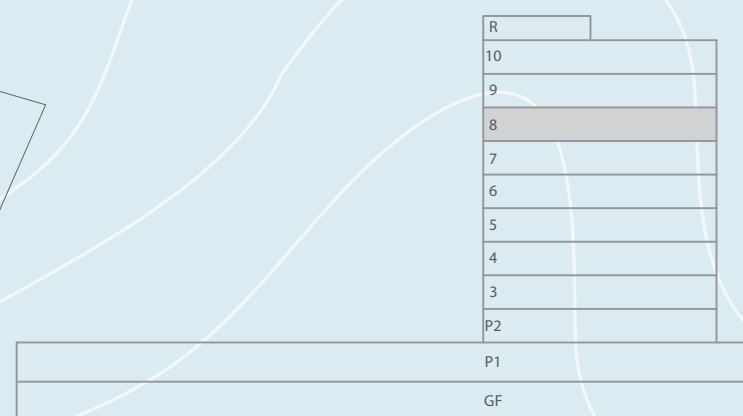
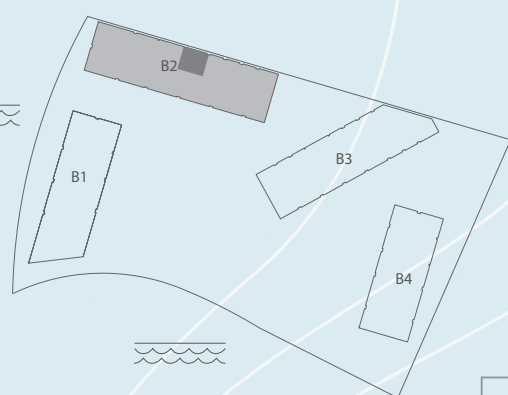
## 2 BEDROOM

LEVEL 08 UNIT 01

SUITE AREA	1,385	SQ.FT	128.66	SQ.M.
BALCONY AREA	134	SQ.FT	12.47	SQ.M.
TOTAL AREA	1,519	SQ.FT	141.13	SQ.M.

KEY PLAN

ELEVATION



EIGHTH FLOOR PLAN



# B2

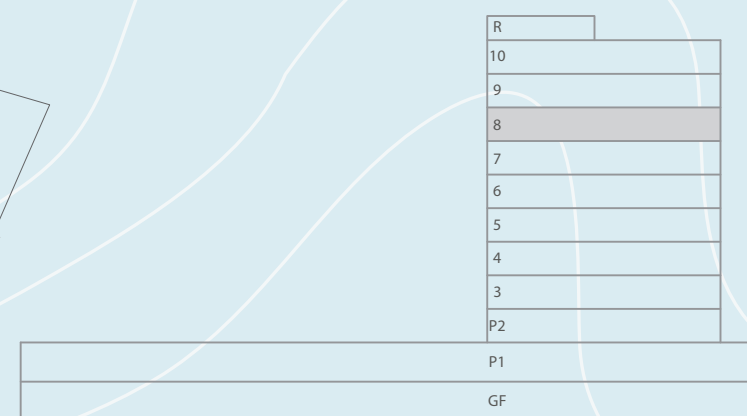
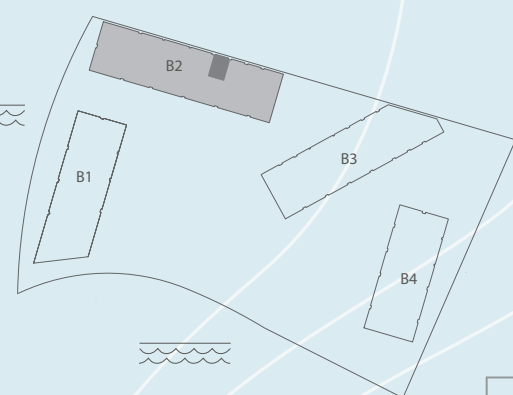
## 1 BEDROOM

LEVEL 08 UNIT 02

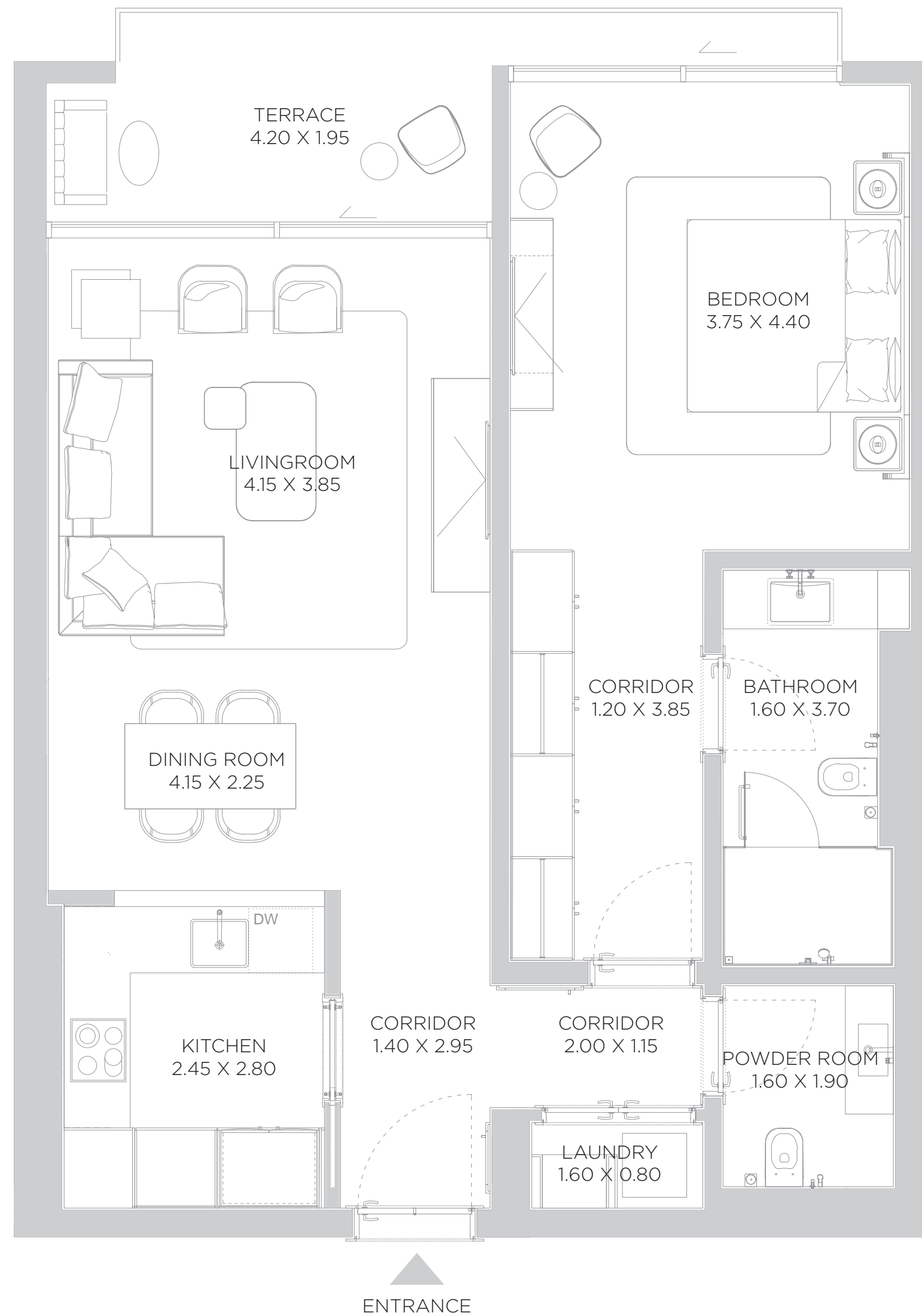
SUITE AREA	891	SQ.FT	82.80	SQ.M.
BALCONY AREA	109	SQ.FT	10.08	SQ.M.
TOTAL AREA	1,000	SQ.FT	92.88	SQ.M.

KEY PLAN

ELEVATION



EIGHTH FLOOR PLAN



DISCLAIMER: All measurements, dimensions, coordinates and drawings, given as the Floor Plans in the literature are approximate and provided only for the purpose of marketing, illustration, information and general guidance as such drawings are not to scale. All the rooms, sizes, locations, orientations, dimensions, fixtures, fittings, finishes and specifications (including materials for, placement, size of rooms, windows, doors, balcony, furniture's inbuilt wardrobe etc.) provided in the floor plans may vary as the same have been taken from concept designs prior the actual development/construction and therefore their accuracy in relation to actual construction cannot be confirmed. Hence, we make no guarantee, warranty or representation as to the accuracy and completeness of the floor plan information as changes may be made during the development process, without notice. Always refer to latest IFC design available in the sales office for the most accurate representation of all construction details.

# B2

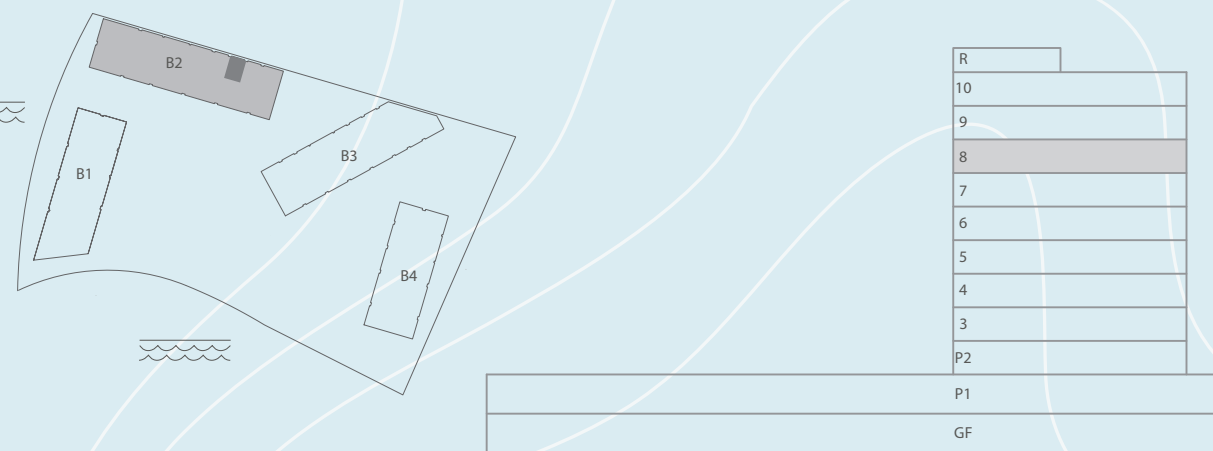
## 1 BEDROOM

LEVEL 08 UNIT 03

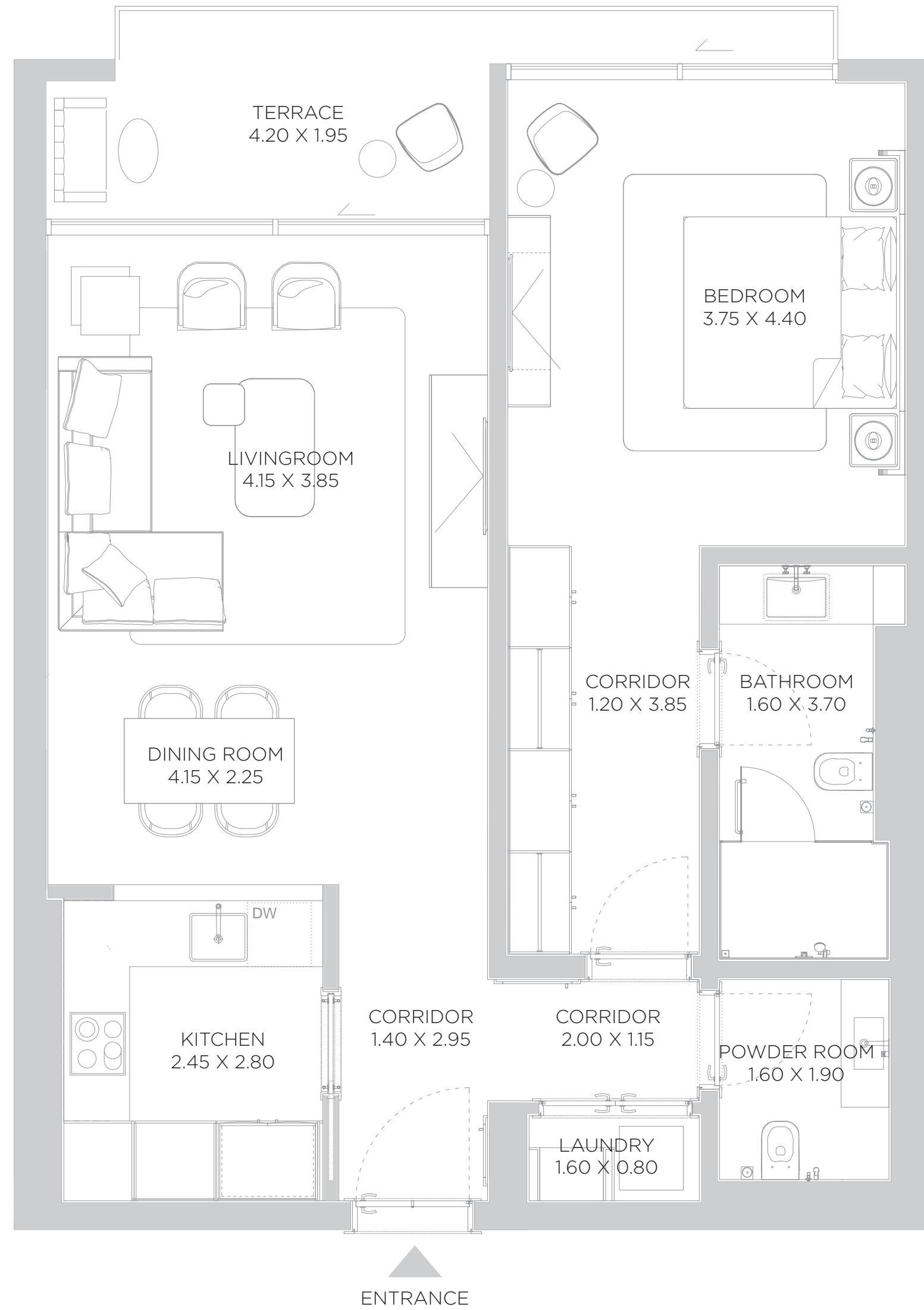
SUITE AREA	891	SQ.FT	82.80	SQ.M.
BALCONY AREA	109	SQ.FT	10.09	SQ.M.
TOTAL AREA	1,000	SQ.FT	92.89	SQ.M.

KEY PLAN

ELEVATION



EIGHTH FLOOR PLAN



DISCLAIMER: All measurements, dimensions, coordinates and drawings, given as the Floor Plans in the literature are approximate and provided only for the purpose of marketing, illustration, information and general guidance as such drawings are not to scale. All the rooms, sizes, locations, orientations, dimensions, fixtures, fittings, finishes and specifications (including materials for, placement, size of rooms, windows, doors, balcony, furniture's inbuilt wardrobe etc.) provided in the floor plans may vary as the same have been taken from concept designs prior to the actual development/construction and therefore their accuracy in relation to actual construction cannot be confirmed. Hence, we make no guarantee, warranty or representation as to the accuracy and completeness of the floor plan information as changes may be made during the development process, without notice. Always refer to latest IFC design available in the sales office for the most accurate representation of all construction details.



# B2

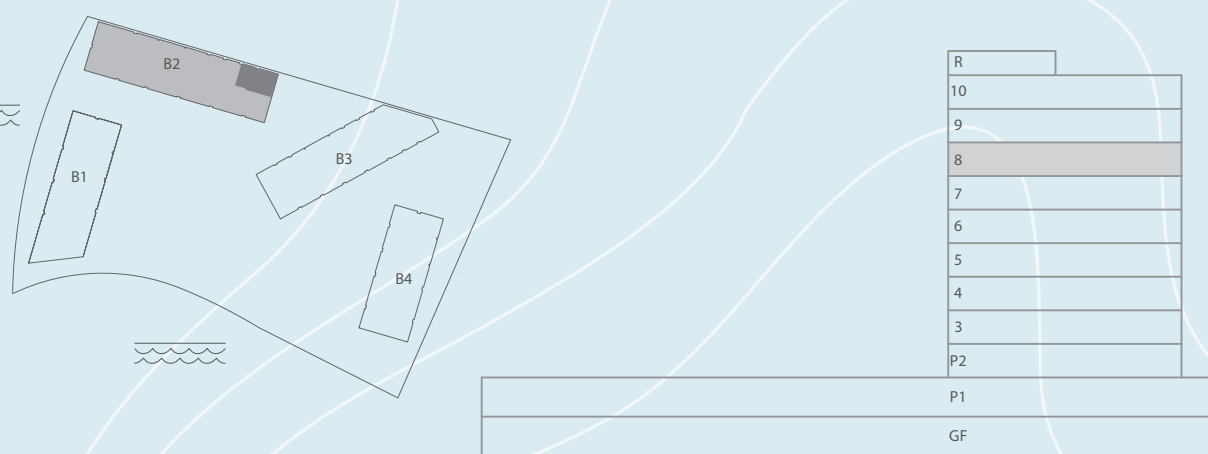
## 1 BEDROOM

LEVEL 08 UNIT 04

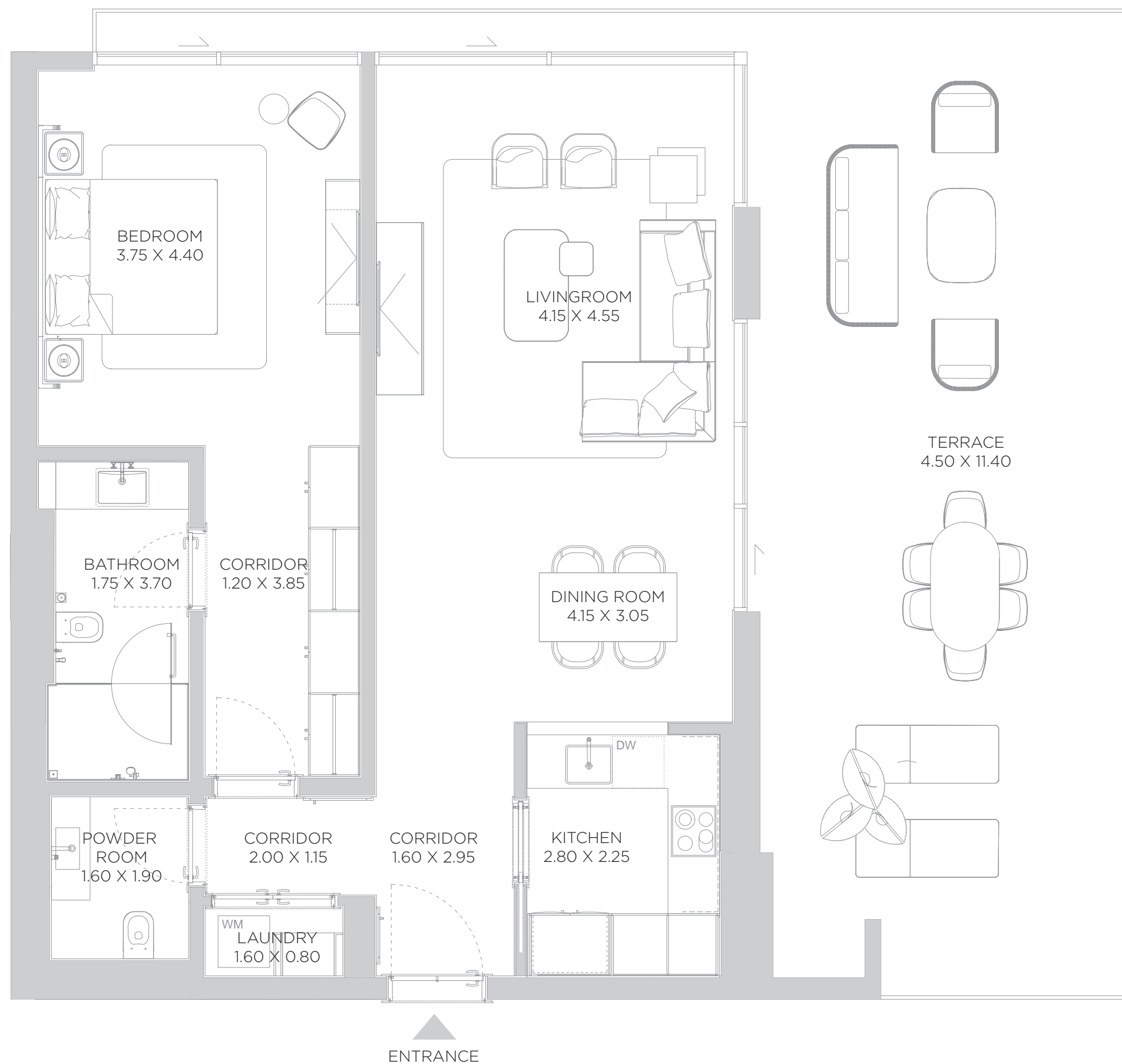
SUITE AREA	966	SQ.FT	89.70	SQ.M.
BALCONY AREA	594	SQ.FT	55.25	SQ.M.
TOTAL AREA	1,560	SQ.FT	144.95	SQ.M.

KEY PLAN

ELEVATION



EIGHTH FLOOR PLAN



DISCLAIMER: All measurements, dimensions, coordinates and drawings, given as the Floor Plans in the literature are approximate and provided only for the purpose of marketing, illustration, information and general guidance as such drawings are not to scale. All the rooms, sizes, locations, orientations, dimensions, fixtures, fittings, finishes and specifications (including materials for, placement, size of rooms, windows, doors, balcony, furniture's inbuilt wardrobe etc.) provided in the floor plans may vary as the same have been taken from concept designs prior the actual development/construction and therefore their accuracy in relation to actual construction cannot be confirmed. Hence, we make no guarantee, warranty or representation as to the accuracy and completeness of the floor plan information as changes may be made during the development process, without notice. Always refer to latest IFC design available in the sales office for the most accurate representation of all construction details.

# B2

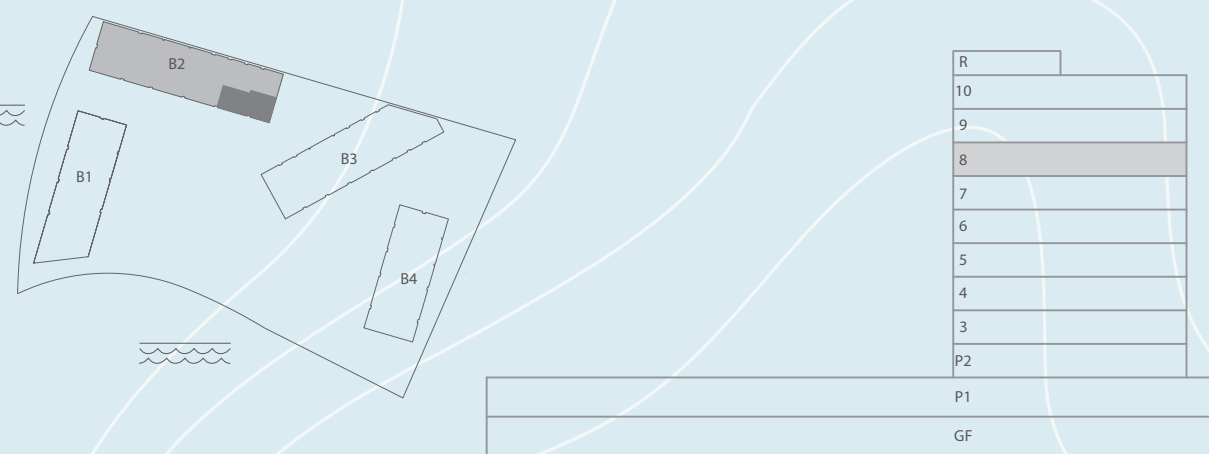
## 3 BEDROOM

LEVEL 08 UNIT 05

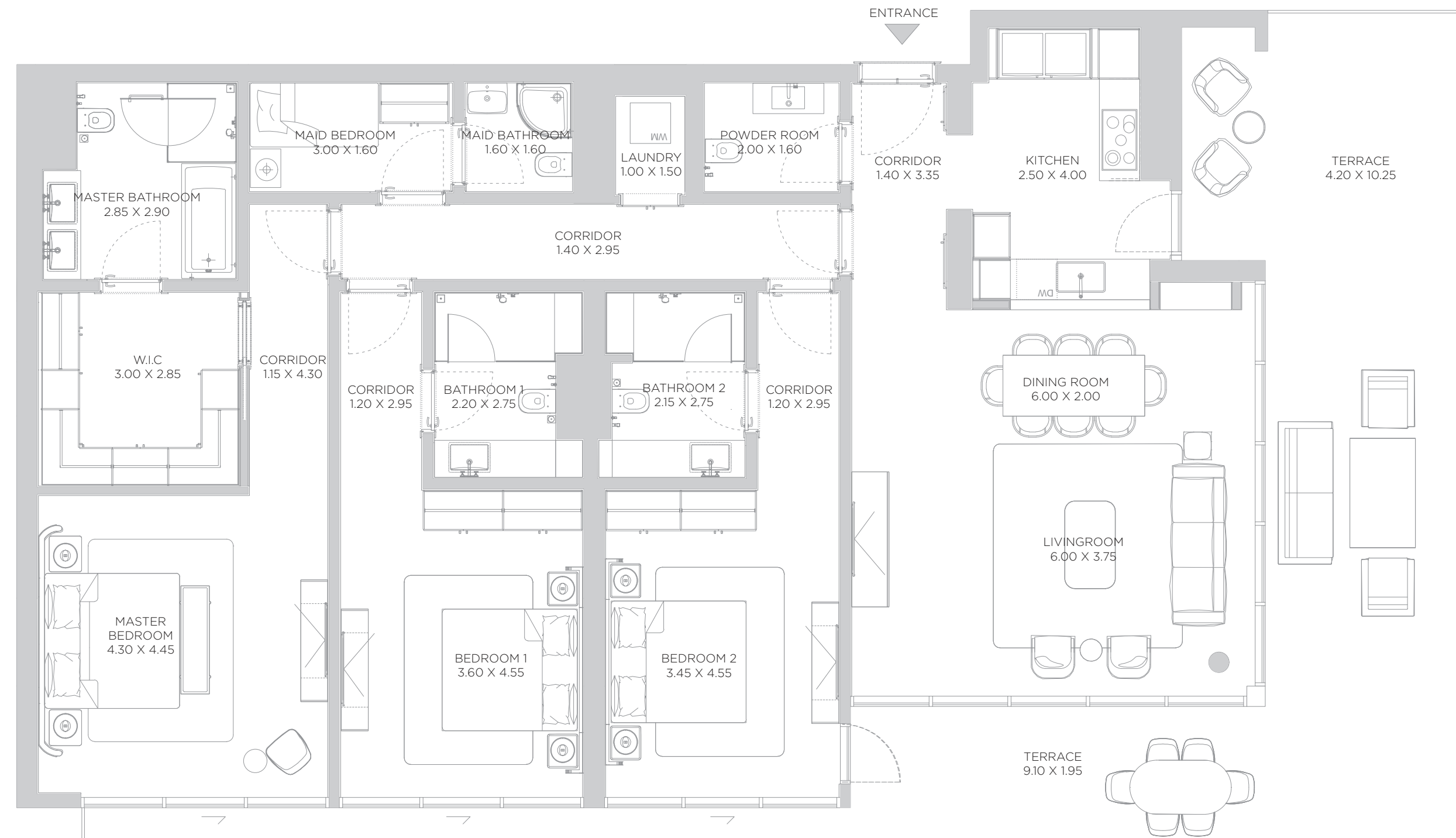
SUITE AREA	1,994	SQ.FT	185.23	SQ.M.
BALCONY AREA	643	SQ.FT	59.72	SQ.M.
TOTAL AREA	2,637	SQ.FT	244.95	SQ.M.

KEY PLAN

ELEVATION



EIGHTH FLOOR PLAN



DISCLAIMER: All measurements, dimensions, coordinates and drawings, given as the Floor Plans in the literature are approximate and provided only for the purpose of marketing, illustration, information and general guidance as such drawings are not to scale. All the rooms, sizes, locations, orientations, dimensions, fixtures, fittings, finishes and specifications (including materials for, placement, size of rooms, windows, doors, balcony, furniture's inbuilt wardrobe etc.) provided in the floor plans may vary as the same have been taken from concept designs prior the actual development/construction and therefore their accuracy in relation to actual construction cannot be confirmed. Hence, we make no guarantee, warranty or representation as to the accuracy and completeness of the floor plan information as changes may be made during the development process, without notice. Always refer to latest IFC design available in the sales office for the most accurate representation of all construction details.

# B2

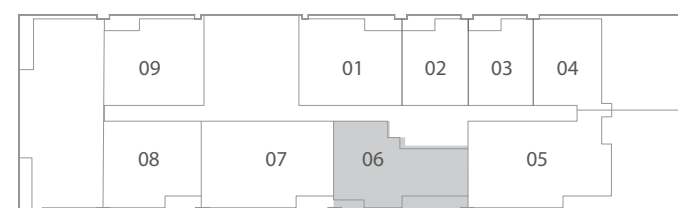
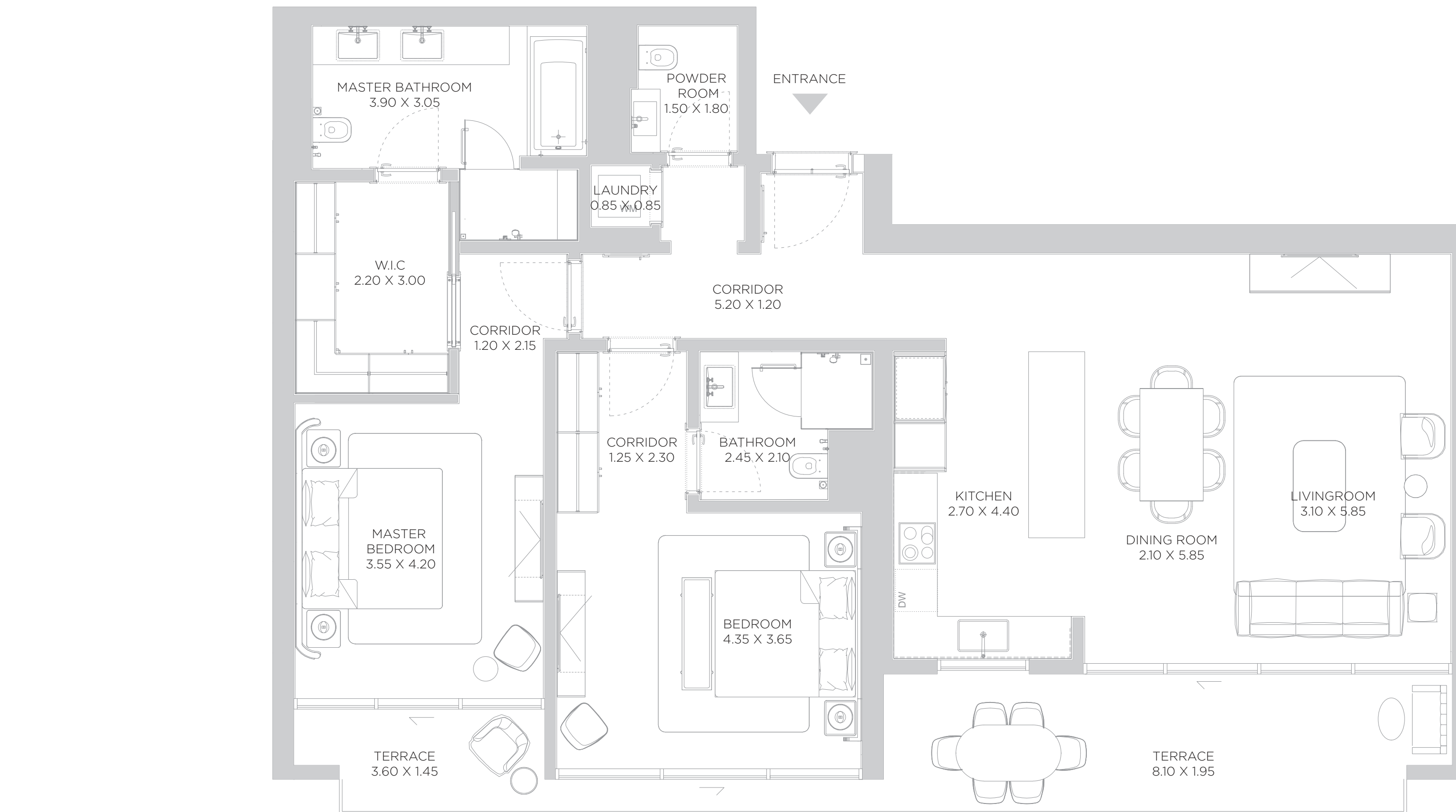
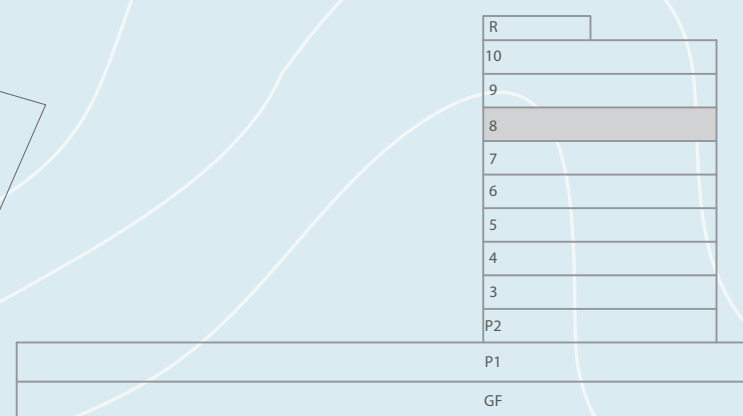
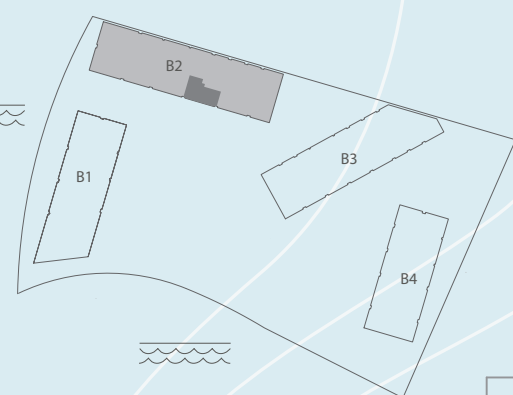
## 2 BEDROOM

LEVEL 08 UNIT 06

SUITE AREA	1,435	SQ.FT	133.36	SQ.M.
BALCONY AREA	260	SQ.FT	24.07	SQ.M.
TOTAL AREA	1,695	SQ.FT	157.43	SQ.M.

KEY PLAN

ELEVATION



EIGHTH FLOOR PLAN

DISCLAIMER: All measurements, dimensions, coordinates and drawings, given as the Floor Plans in the literature are approximate and provided only for the purpose of marketing, illustration, information and general guidance as such drawings are not to scale. All the rooms, sizes, locations, orientations, dimensions, fixtures, fittings, finishes and specifications (including materials for, placement, size of rooms, windows, doors, balcony, furniture's inbuilt wardrobe etc.) provided in the floor plans may vary as the same have been taken from concept designs prior the actual development/construction and therefore their accuracy in relation to actual construction cannot be confirmed. Hence, we make no guarantee, warranty or representation as to the accuracy and completeness of the floor plan information as changes may be made during the development process, without notice. Always refer to latest IFC design available in the sales office for the most accurate representation of all construction details.



# B2

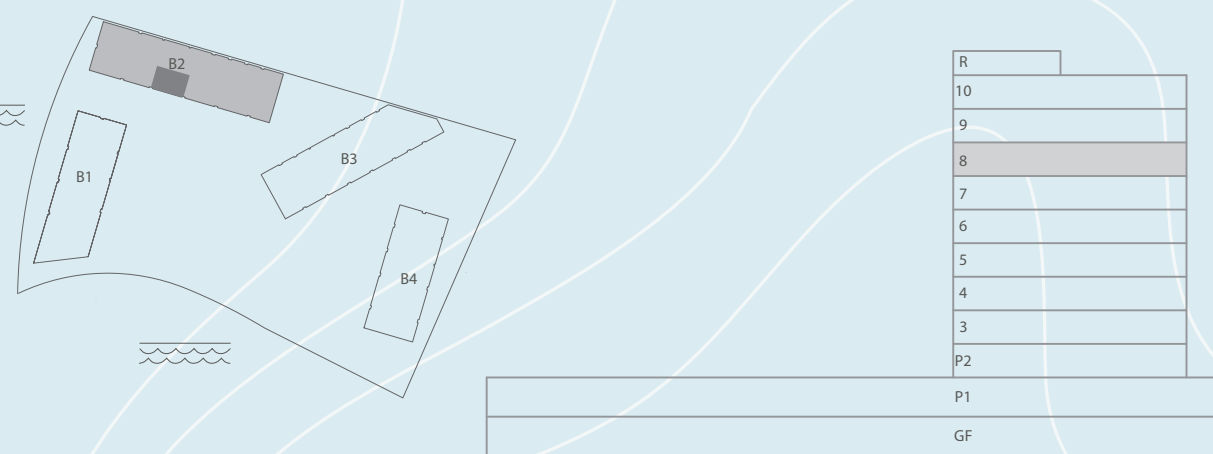
## 3 BEDROOM

LEVEL 08 UNIT 07

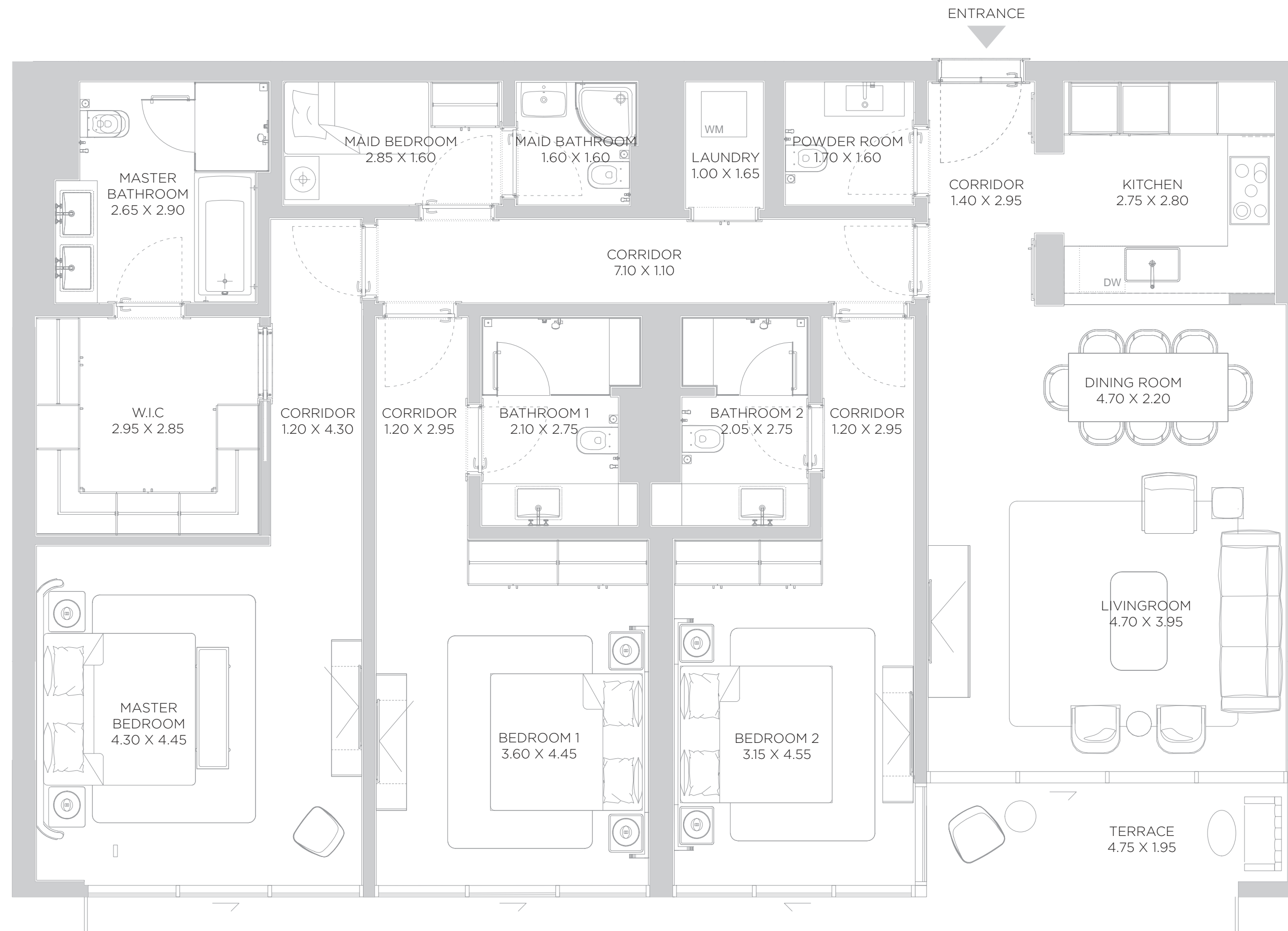
SUITE AREA	1,857	SQ.FT	172.52	SQ.M.
BALCONY AREA	161	SQ.FT	14.95	SQ.M.
TOTAL AREA	2,018	SQ.FT	187.47	SQ.M.

KEY PLAN

ELEVATION



EIGHTH FLOOR PLAN



DISCLAIMER: All measurements, dimensions, coordinates and drawings, given as the Floor Plans in the literature are approximate and provided only for the purpose of marketing, illustration, information and general guidance as such drawings are not to scale. All the rooms, sizes, locations, orientations, dimensions, fixtures, fittings, finishes and specifications (including materials for, placement, size of rooms, windows, doors, balcony, furniture's inbuilt wardrobe etc.) provided in the floor plans may vary as the same have been taken from concept designs prior to the actual development/construction and therefore their accuracy in relation to actual construction cannot be confirmed. Hence, we make no guarantee, warranty or representation as to the accuracy and completeness of the floor plan information as changes may be made during the development process, without notice. Always refer to latest IFC design available in the sales office for the most accurate representation of all construction details.

# B2

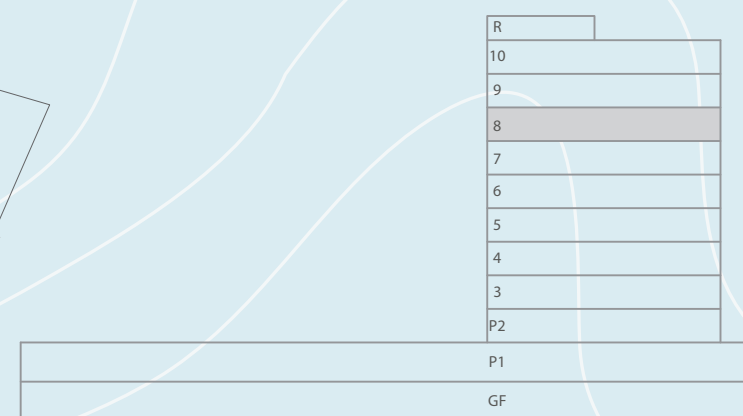
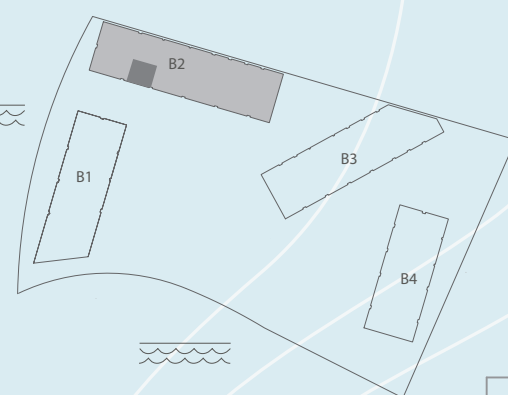
## 2 BEDROOM

LEVEL 08 UNIT 08

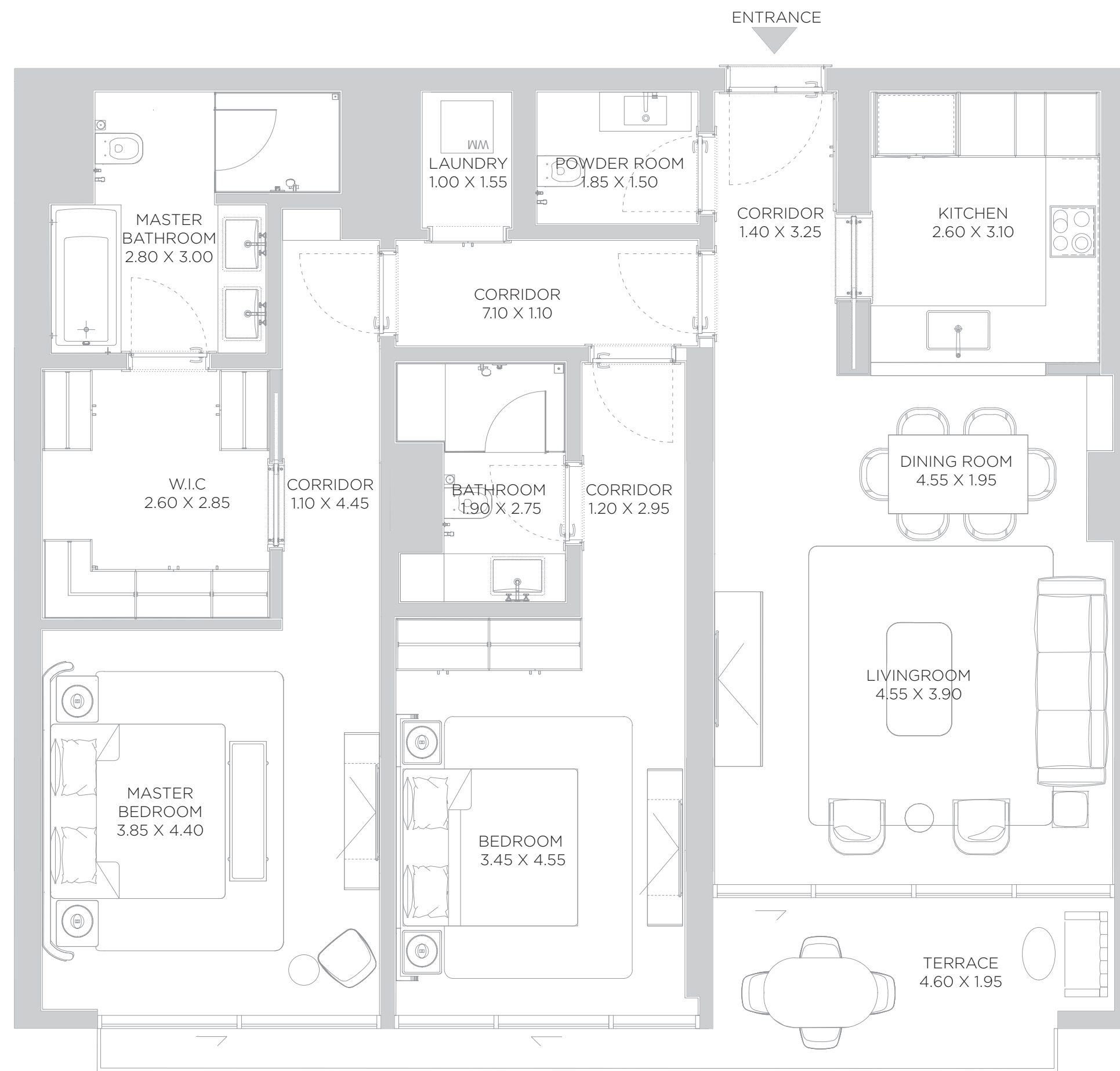
SUITE AREA	1,353	SQ.FT	125.73	SQ.M.
BALCONY AREA	138	SQ.FT	12.75	SQ.M.
TOTAL AREA	1,491	SQ.FT	138.48	SQ.M.

KEY PLAN

ELEVATION



EIGHTH FLOOR PLAN



DISCLAIMER: All measurements, dimensions, coordinates and drawings, given as the Floor Plans in the literature are approximate and provided only for the purpose of marketing, illustration, information and general guidance as such drawings are not to scale. All the rooms, sizes, locations, orientations, dimensions, fixtures, fittings, finishes and specifications (including materials for, placement, size of rooms, windows, doors, balcony, furniture's inbuilt wardrobe etc.) provided in the floor plans may vary as the same have been taken from concept designs prior to the actual development/construction and therefore their accuracy in relation to actual construction cannot be confirmed. Hence, we make no guarantee, warranty or representation as to the accuracy and completeness of the floor plan information as changes may be made during the development process, without notice. Always refer to latest IFC design available in the sales office for the most accurate representation of all construction details.

# B2

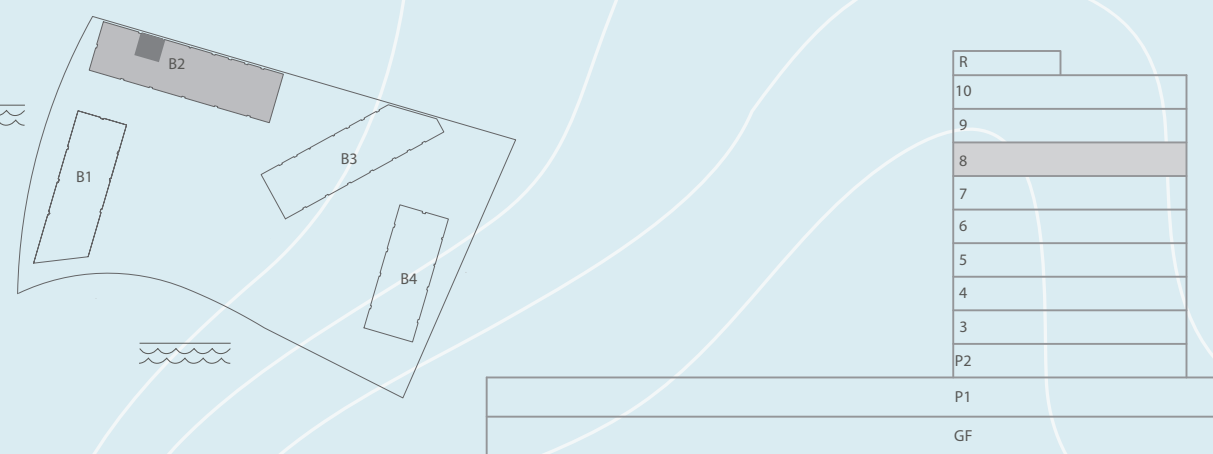
## 2 BEDROOM

LEVEL 08 UNIT 09

SUITE AREA	1,363	SQ.FT	126.67	SQ.M.
BALCONY AREA	134	SQ.FT	12.41	SQ.M.
TOTAL AREA	1,497	SQ.FT	139.08	SQ.M.

KEY PLAN

ELEVATION



EIGHTH FLOOR PLAN



DISCLAIMER: All measurements, dimensions, coordinates and drawings, given as the Floor Plans in the literature are approximate and provided only for the purpose of marketing, illustration, information and general guidance as such drawings are not to scale. All the rooms, sizes, locations, orientations, dimensions, fixtures, fittings, finishes and specifications (including materials for, placement, size of rooms, windows, doors, balcony, furniture's inbuilt wardrobe etc.) provided in the floor plans may vary as the same have been taken from concept designs prior the actual development/construction and therefore their accuracy in relation to actual construction cannot be confirmed. Hence, we make no guarantee, warranty or representation as to the accuracy and completeness of the floor plan information as changes may be made during the development process, without notice. Always refer to latest IFC design available in the sales office for the most accurate representation of all construction details.

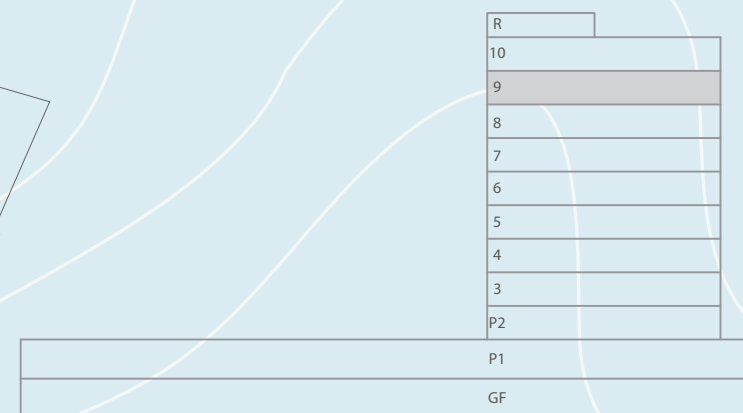
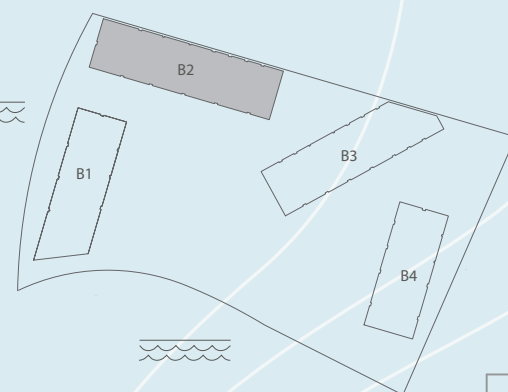


BEACH RESIDENCES DUBAI ISLANDS

B2 LEVEL 09

KEY PLAN

ELEVATION



DISCLAIMER: All measurements, dimensions, coordinates and drawings, given as the Floor Plans in the literature are approximate and provided only for the purpose of marketing, illustration, information and general guidance as such drawings are not to scale. All the rooms, sizes, locations, orientations, dimensions, fixtures, fittings, finishes and specifications (including materials for, placement, size of rooms, windows, doors, balcony, furniture's inbuilt wardrobe etc.) provided in the floor plans may vary as the same have been taken from concept designs prior the actual development/construction and therefore their accuracy in relation to actual construction cannot be confirmed. Hence, we make no guarantee, warranty or representation as to the accuracy and completeness of the floor plan information as changes may be made during the development process, without notice. Always refer to latest IFC design available in the sales office for the most accurate representation of all construction details.

# B2

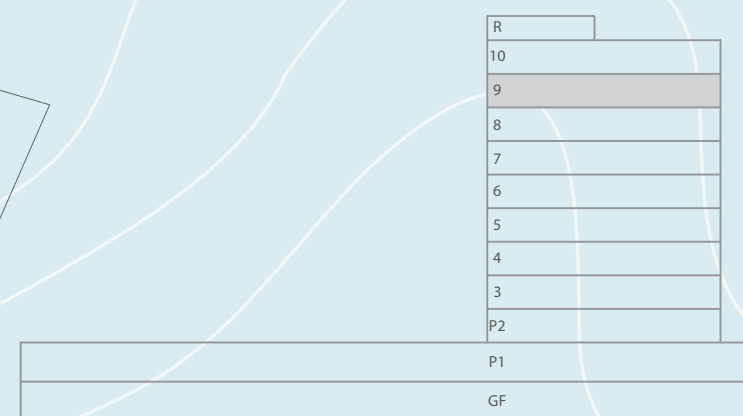
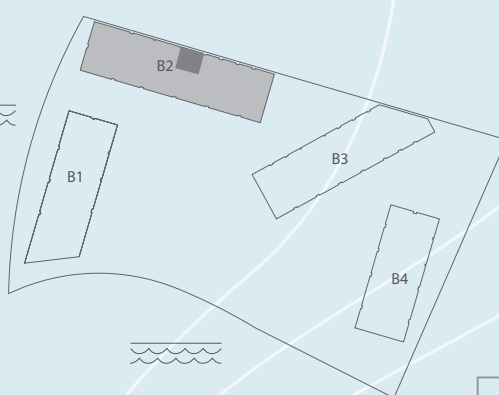
## 2 BEDROOM

LEVEL 09 UNIT 01

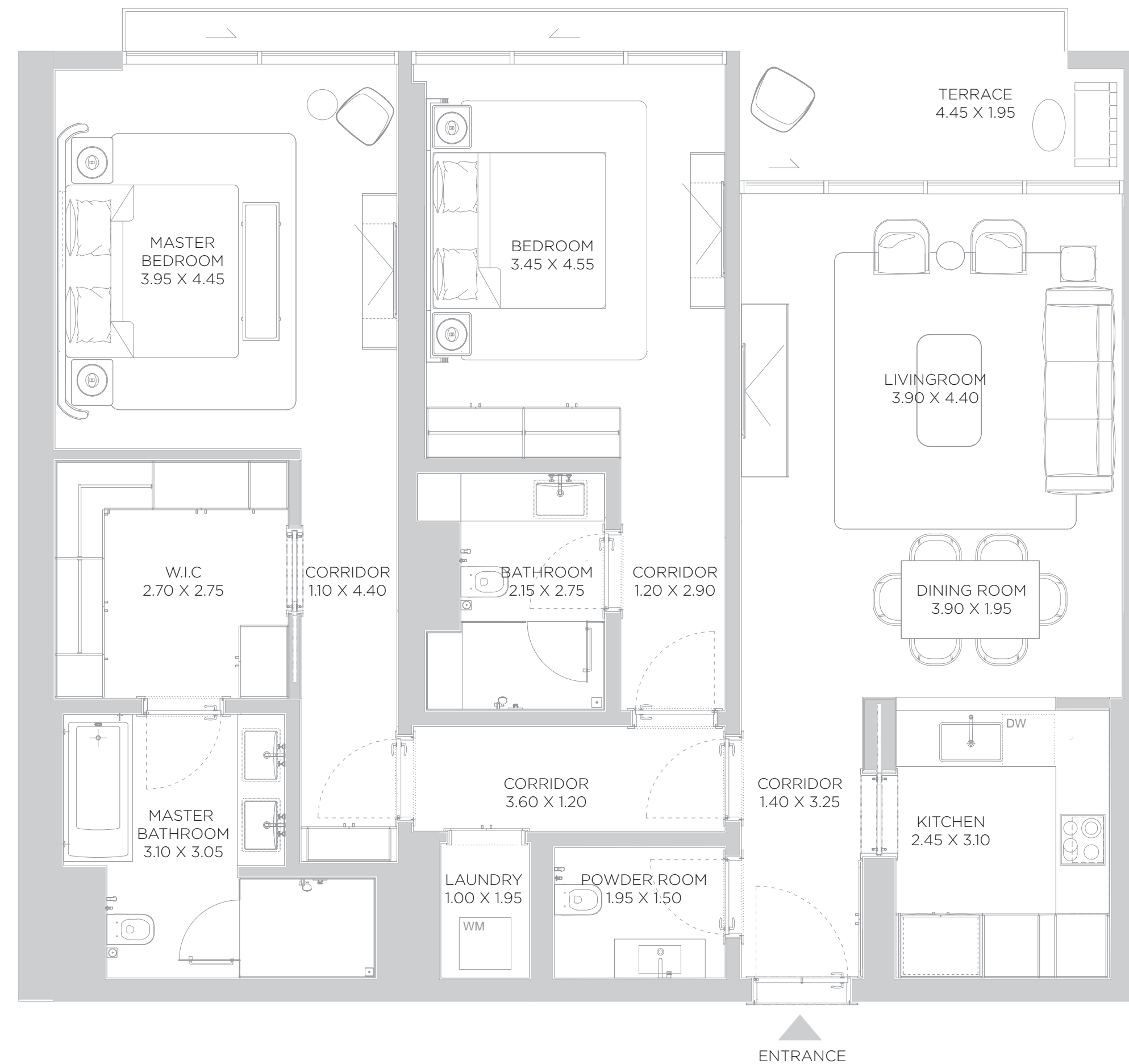
SUITE AREA	1,385	SQ.FT	128.66	SQ.M.
BALCONY AREA	134	SQ.FT	12.47	SQ.M.
TOTAL AREA	1,519	SQ.FT	141.13	SQ.M.

KEY PLAN

ELEVATION



NINTH FLOOR PLAN



# B2

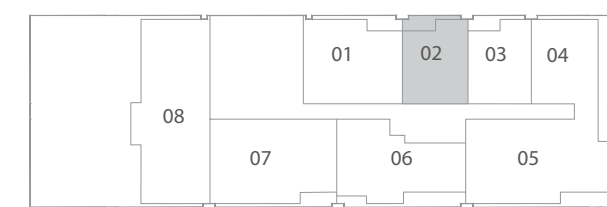
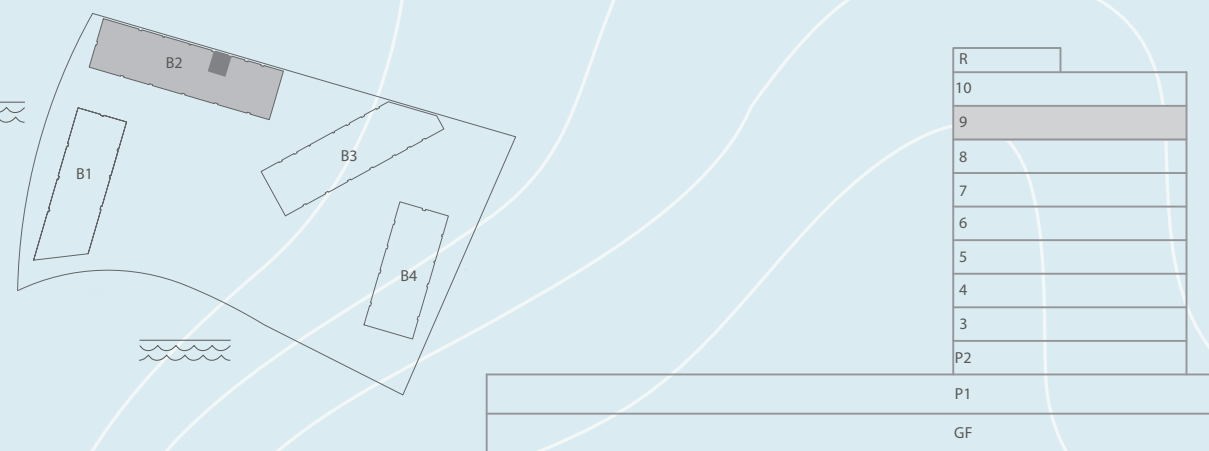
## 1 BEDROOM

LEVEL 09 UNIT 02

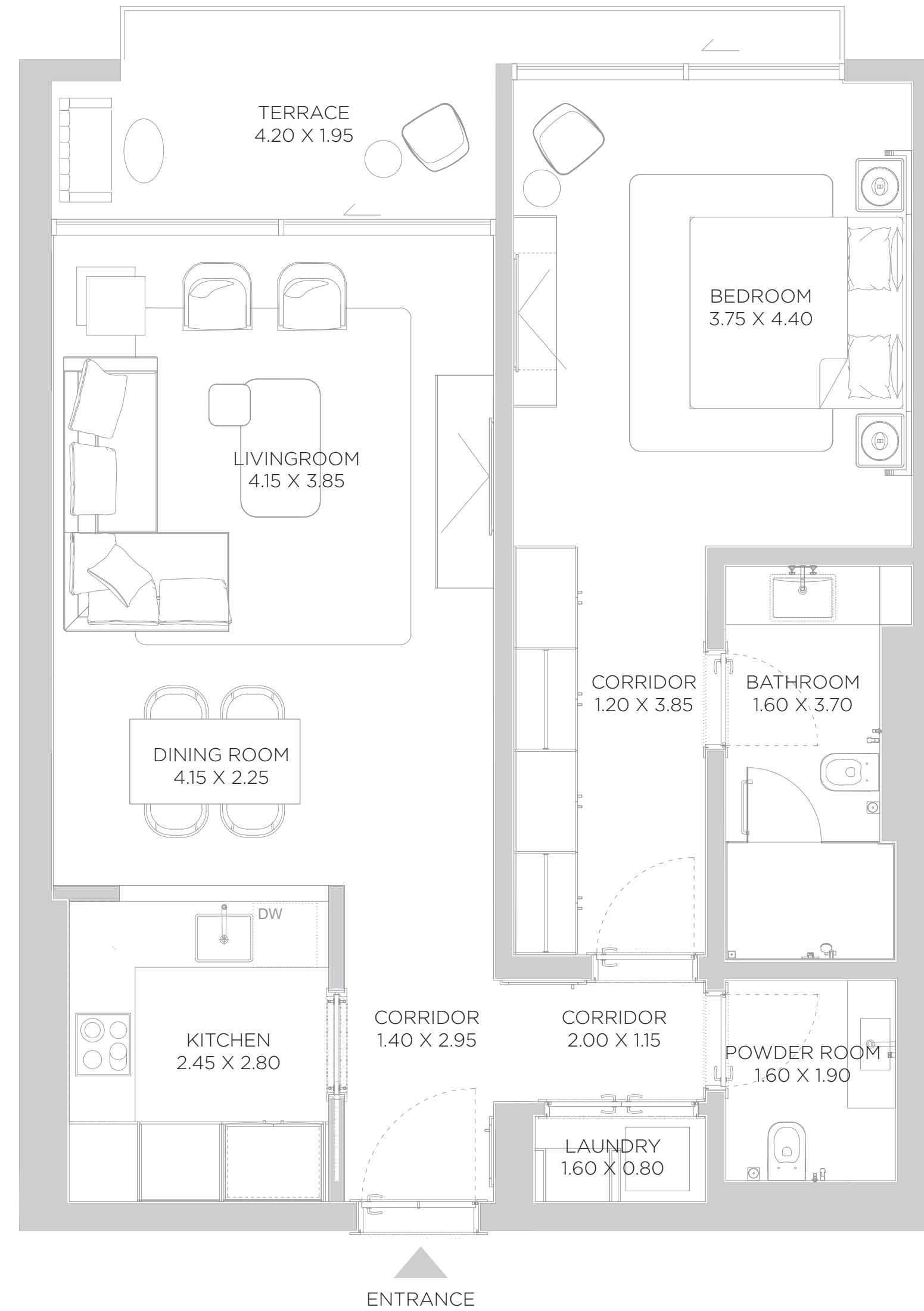
SUITE AREA	891	SQ.FT	82.81	SQ.M.
BALCONY AREA	109	SQ.FT	10.08	SQ.M.
TOTAL AREA	1,000	SQ.FT	92.89	SQ.M.

KEY PLAN

ELEVATION



NINTH FLOOR PLAN



DISCLAIMER: All measurements, dimensions, coordinates and drawings, given as the Floor Plans in the literature are approximate and provided only for the purpose of marketing, illustration, information and general guidance as such drawings are not to scale. All the rooms, sizes, locations, orientations, dimensions, fixtures, fittings, finishes and specifications (including materials for, placement, size of rooms, windows, doors, balcony, furniture's inbuilt wardrobe etc.) provided in the floor plans may vary as the same have been taken from concept designs prior the actual development/construction and therefore their accuracy in relation to actual construction cannot be confirmed. Hence, we make no guarantee, warranty or representation as to the accuracy and completeness of the floor plan information as changes may be made during the development process, without notice. Always refer to latest IFC design available in the sales office for the most accurate representation of all construction details.



# B2

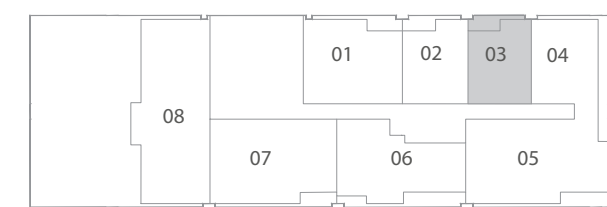
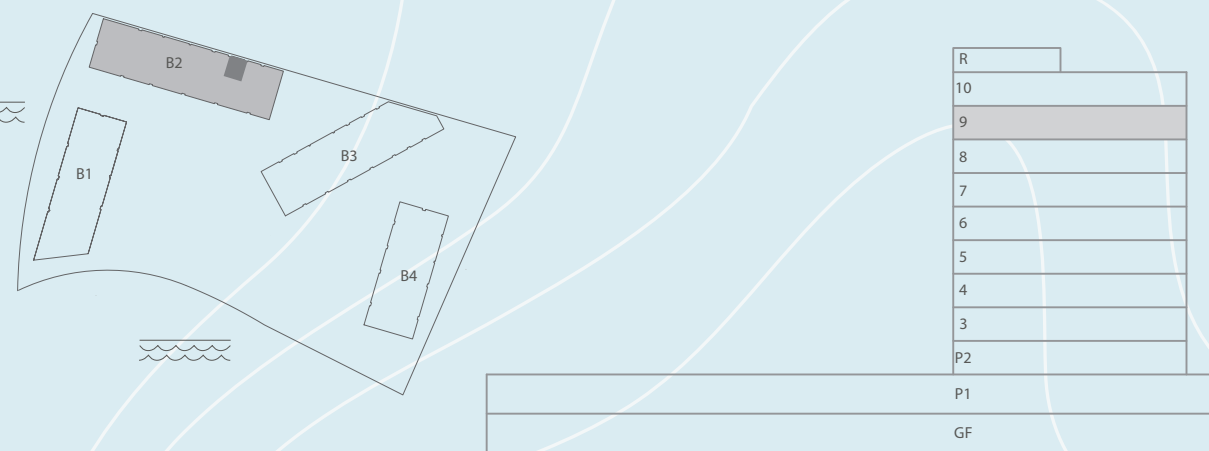
## 1 BEDROOM

LEVEL 09 UNIT 03

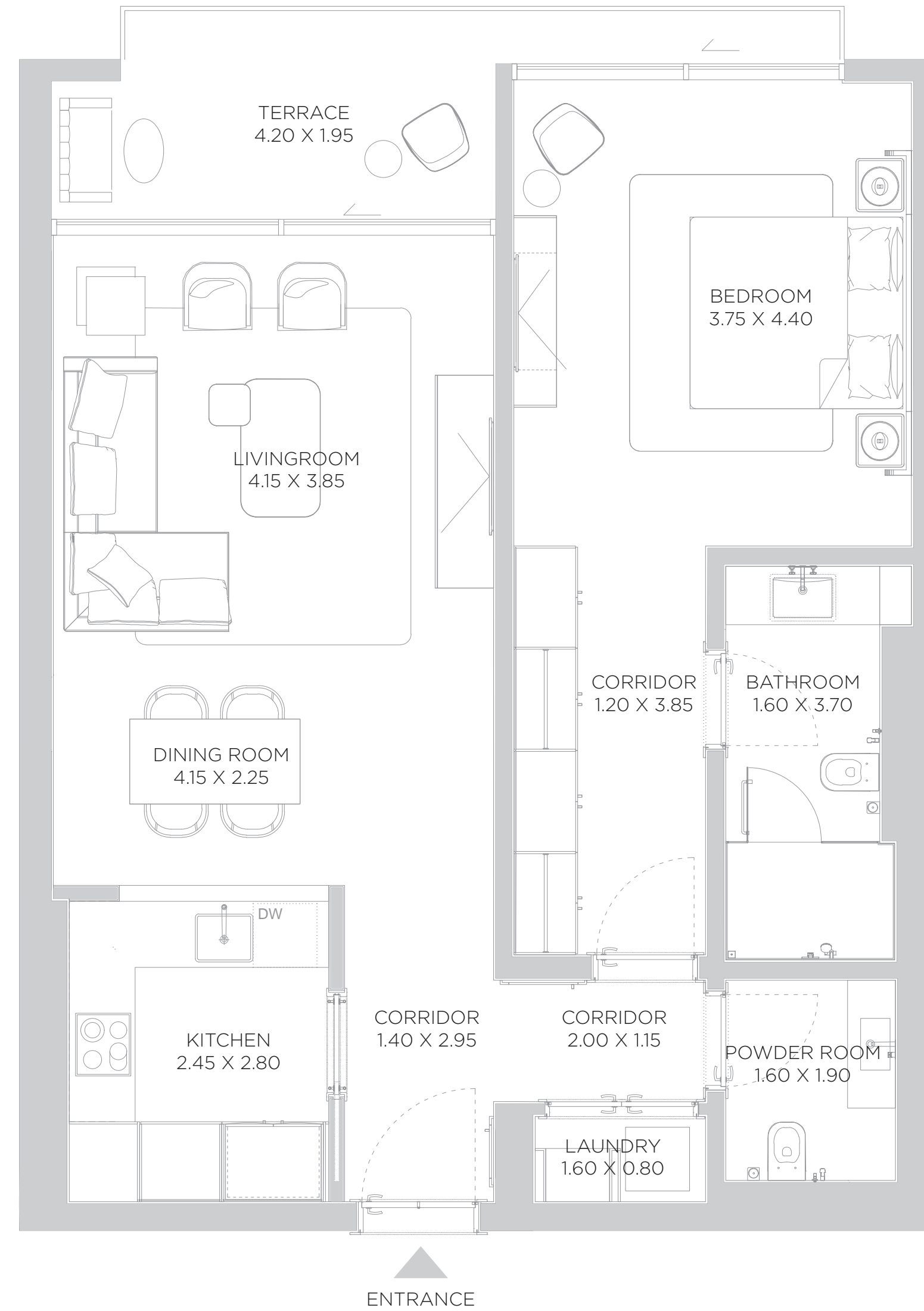
SUITE AREA	891	SQ.FT	82.80	SQ.M.
BALCONY AREA	109	SQ.FT	10.08	SQ.M.
TOTAL AREA	1,000	SQ.FT	92.88	SQ.M.

KEY PLAN

ELEVATION



NINTH FLOOR PLAN



DISCLAIMER: All measurements, dimensions, coordinates and drawings, given as the Floor Plans in the literature are approximate and provided only for the purpose of marketing, illustration, information and general guidance as such drawings are not to scale. All the rooms, sizes, locations, orientations, dimensions, fixtures, fittings, finishes and specifications (including materials for, placement, size of rooms, windows, doors, balcony, furniture's inbuilt wardrobe etc.) provided in the floor plans may vary as the same have been taken from concept designs prior the actual development/construction and therefore their accuracy in relation to actual construction cannot be confirmed. Hence, we make no guarantee, warranty or representation as to the accuracy and completeness of the floor plan information as changes may be made during the development process, without notice. Always refer to latest IFC design available in the sales office for the most accurate representation of all construction details.

# B2

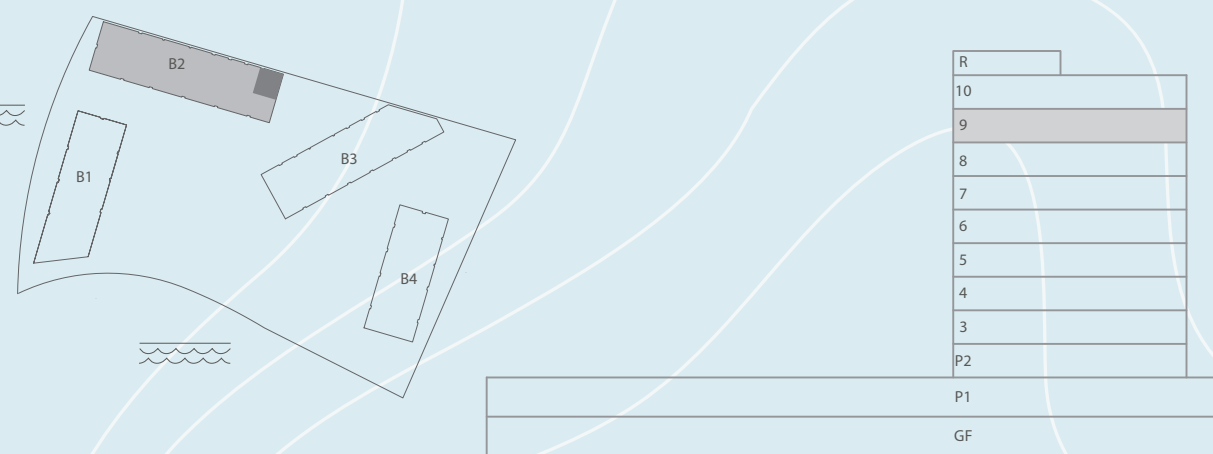
## 1 BEDROOM

LEVEL 09 UNIT 04

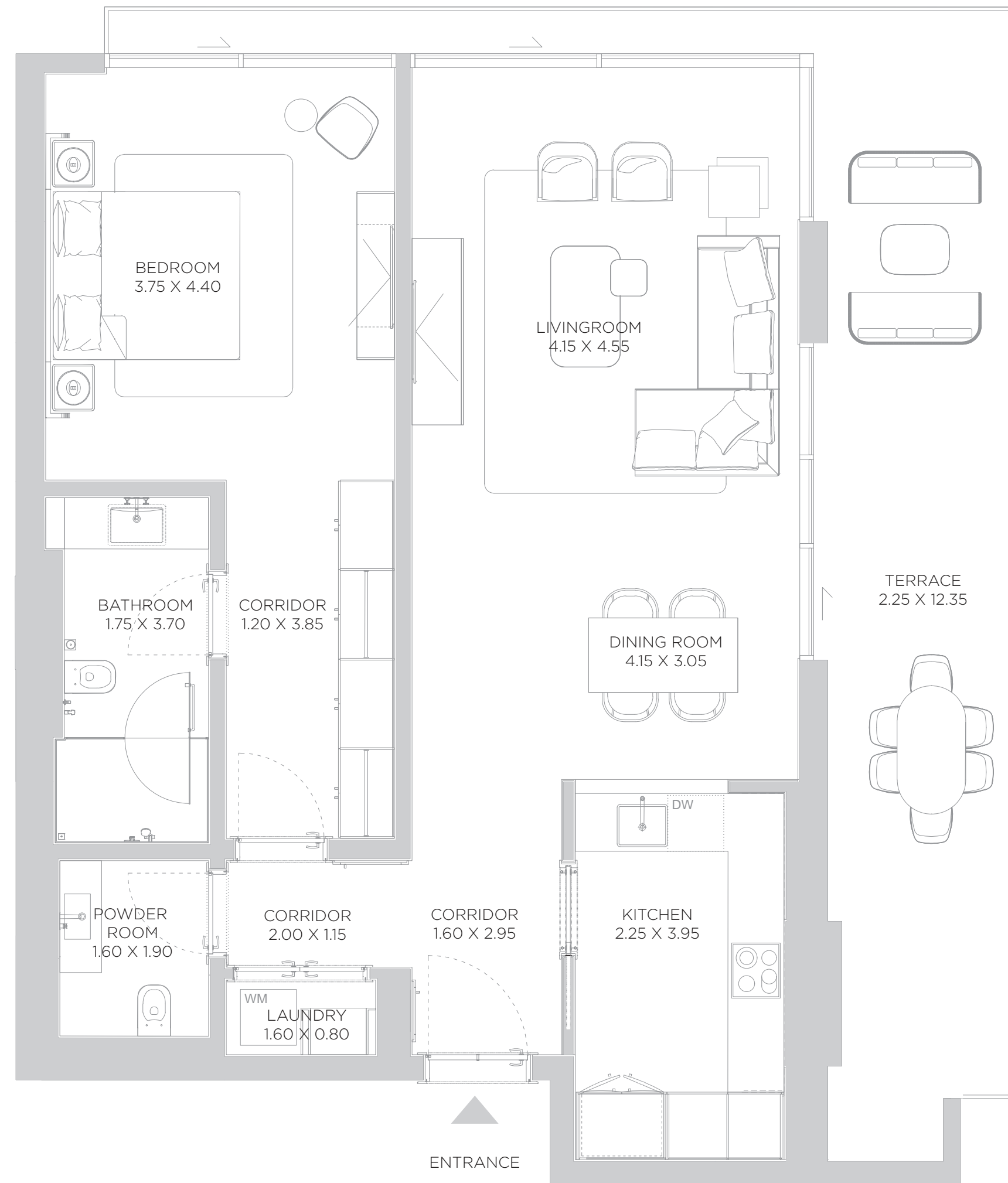
SUITE AREA	999	SQ.FT	92.80	SQ.M.
BALCONY AREA	338	SQ.FT	31.39	SQ.M.
TOTAL AREA	1,337	SQ.FT	124.19	SQ.M.

KEY PLAN

ELEVATION



NINTH FLOOR PLAN



DISCLAIMER: All measurements, dimensions, coordinates and drawings, given as the Floor Plans in the literature are approximate and provided only for the purpose of marketing, illustration, information and general guidance as such drawings are not to scale. All the rooms, sizes, locations, orientations, dimensions, fixtures, fittings, finishes and specifications (including materials for, placement, size of rooms, windows, doors, balcony, furniture's inbuilt wardrobe etc.) provided in the floor plans may vary as the same have been taken from concept designs prior the actual development/construction and therefore their accuracy in relation to actual construction cannot be confirmed. Hence, we make no guarantee, warranty or representation as to the accuracy and completeness of the floor plan information as changes may be made during the development process, without notice. Always refer to latest IFC design available in the sales office for the most accurate representation of all construction details.

# B2

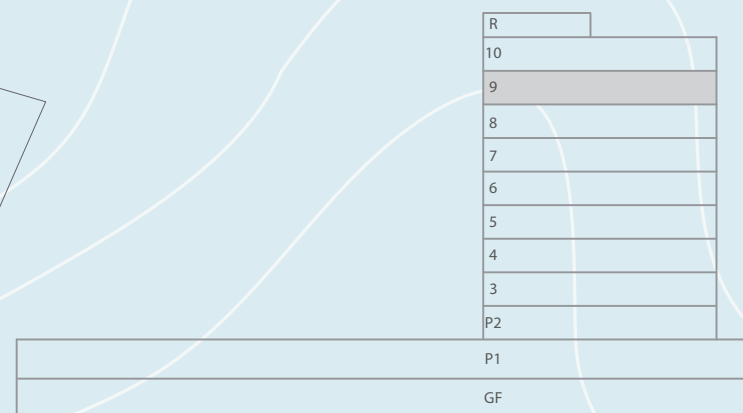
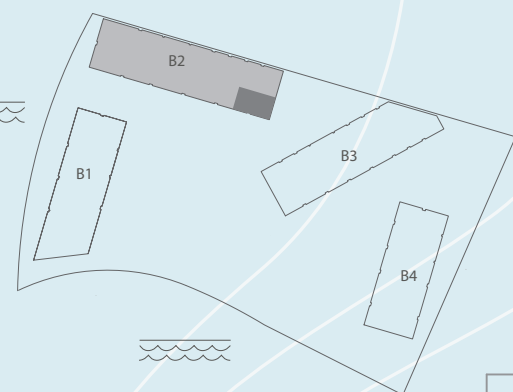
## 3 BEDROOM

LEVEL 09 UNIT 05

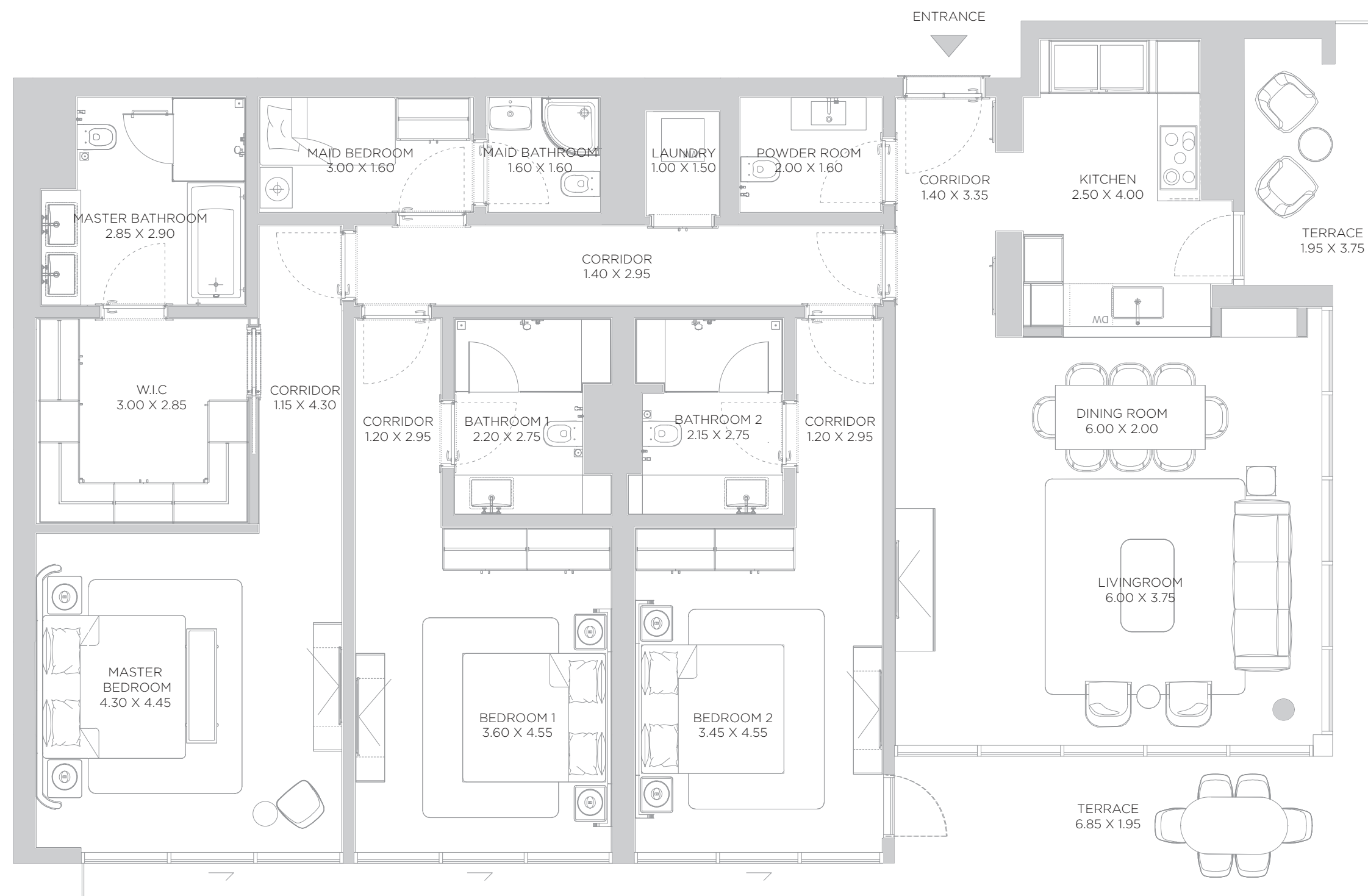
SUITE AREA	2,004	SQ.FT	186.18	SQ.M.
BALCONY AREA	345	SQ.FT	32.01	SQ.M.
TOTAL AREA	2,349	SQ.FT	218.19	SQ.M.

KEY PLAN

ELEVATION



NINTH FLOOR PLAN



DISCLAIMER: All measurements, dimensions, coordinates and drawings, given as the Floor Plans in the literature are approximate and provided only for the purpose of marketing, illustration, information and general guidance as such drawings are not to scale. All the rooms, sizes, locations, orientations, dimensions, fixtures, fittings, finishes and specifications (including materials for, placement, size of rooms, windows, doors, balcony, furniture's inbuilt wardrobe etc.) provided in the floor plans may vary as the same have been taken from concept designs prior the actual development/construction and therefore their accuracy in relation to actual construction cannot be confirmed. Hence, we make no guarantee, warranty or representation as to the accuracy and completeness of the floor plan information as changes may be made during the development process, without notice. Always refer to latest IFC design available in the sales office for the most accurate representation of all construction details.



# B2

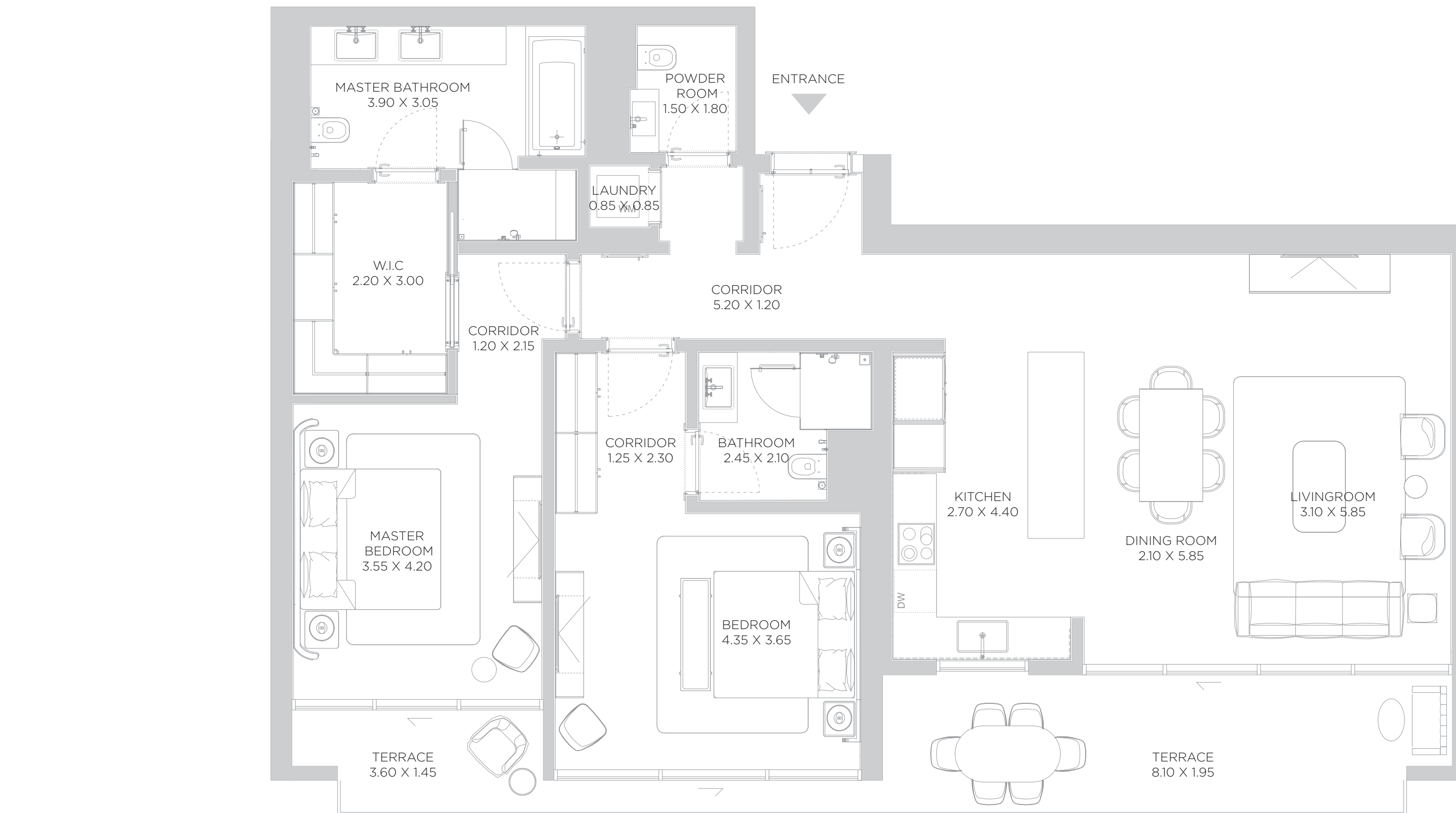
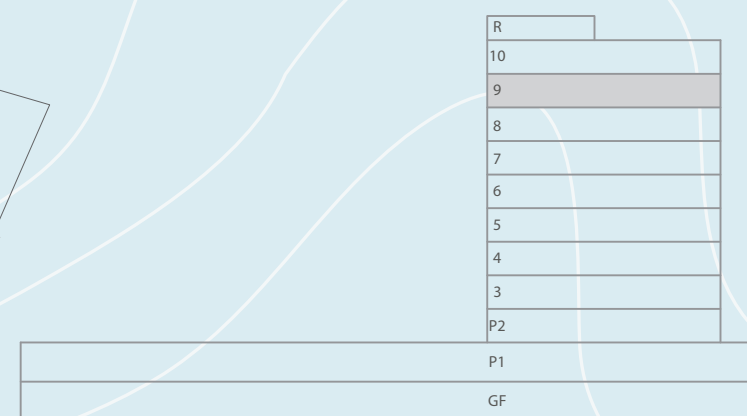
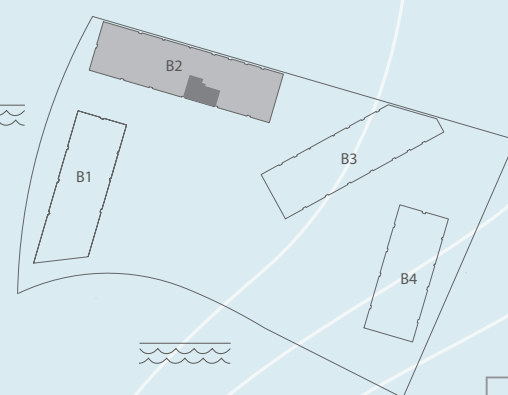
## 2 BEDROOM

LEVEL 09 UNIT 06

SUITE AREA	1,435	SQ.FT	133.36	SQ.M.
BALCONY AREA	259	SQ.FT	24.06	SQ.M.
TOTAL AREA	1,694	SQ.FT	157.42	SQ.M.

KEY PLAN

ELEVATION



NINTH FLOOR PLAN

DISCLAIMER: All measurements, dimensions, coordinates and drawings, given as the Floor Plans in the literature are approximate and provided only for the purpose of marketing, illustration, information and general guidance as such drawings are not to scale. All the rooms, sizes, locations, orientations, dimensions, fixtures, fittings, finishes and specifications (including materials for, placement, size of rooms, windows, doors, balcony, furniture's inbuilt wardrobe etc.) provided in the floor plans may vary as the same have been taken from concept designs prior the actual development/construction and therefore their accuracy in relation to actual construction cannot be confirmed. Hence, we make no guarantee, warranty or representation as to the accuracy and completeness of the floor plan information as changes may be made during the development process, without notice. Always refer to latest IFC design available in the sales office for the most accurate representation of all construction details.

# B2

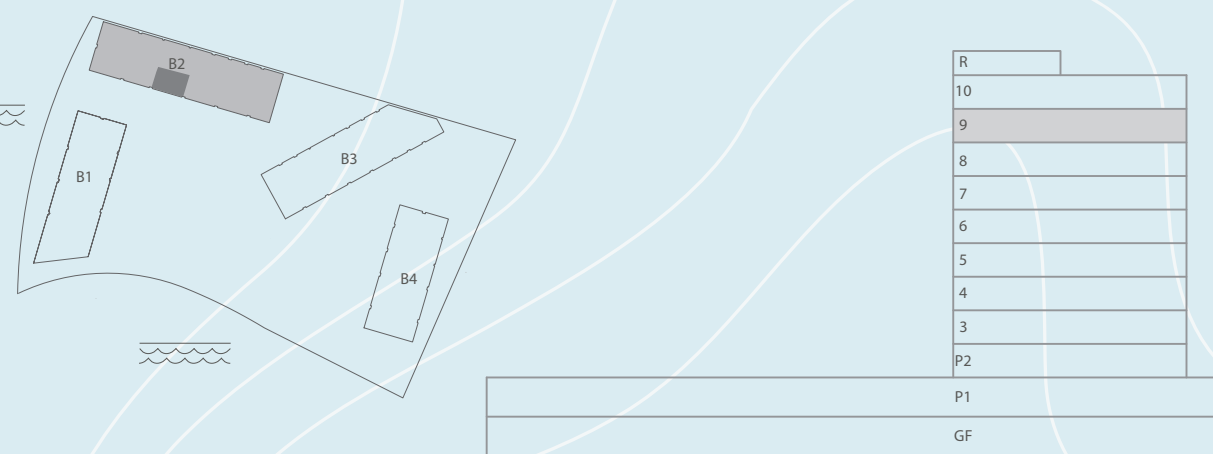
## 3 BEDROOM

LEVEL 09 UNIT 07

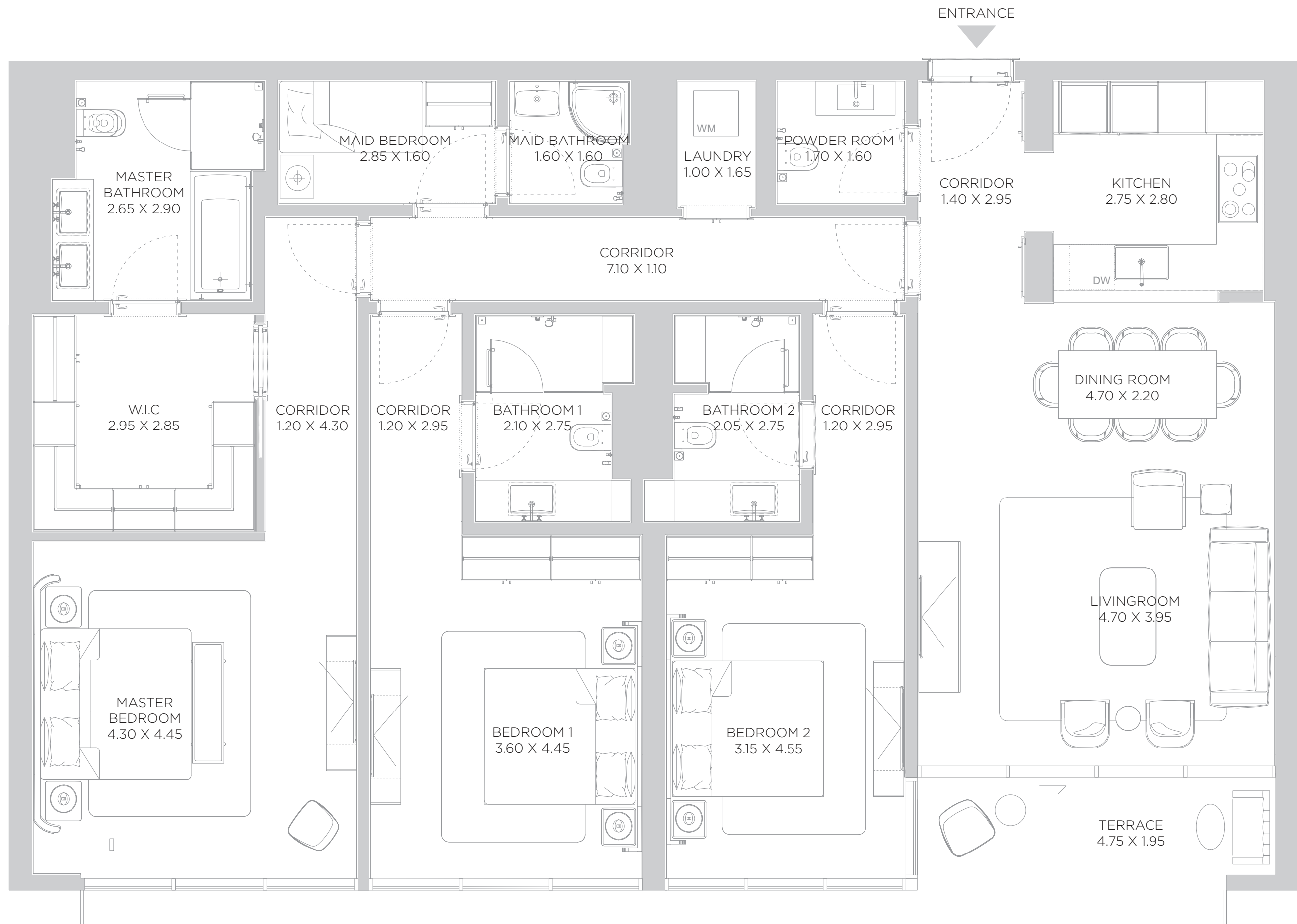
SUITE AREA	1,856	SQ.FT	172.46	SQ.M.
BALCONY AREA	161	SQ.FT	14.95	SQ.M.
TOTAL AREA	2,017	SQ.FT	187.41	SQ.M.

KEY PLAN

ELEVATION



NINTH FLOOR PLAN



DISCLAIMER: All measurements, dimensions, coordinates and drawings, given as the Floor Plans in the literature are approximate and provided only for the purpose of marketing, illustration, information and general guidance as such drawings are not to scale. All the rooms, sizes, locations, orientations, dimensions, fixtures, fittings, finishes and specifications (including materials for, placement, size of rooms, windows, doors, balcony, furniture's inbuilt wardrobe etc.) provided in the floor plans may vary as the same have been taken from concept designs prior the actual development/construction and therefore their accuracy in relation to actual construction cannot be confirmed. Hence, we make no guarantee, warranty or representation as to the accuracy and completeness of the floor plan information as changes may be made during the development process, without notice. Always refer to latest IFC design available in the sales office for the most accurate representation of all construction details.

# B2

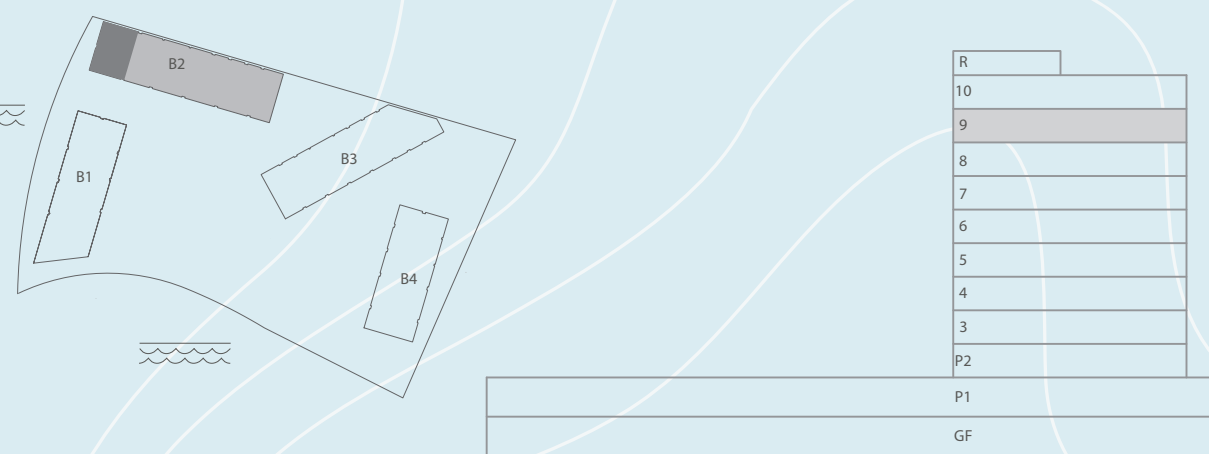
## 3 BEDROOM

LEVEL 09 UNIT 08

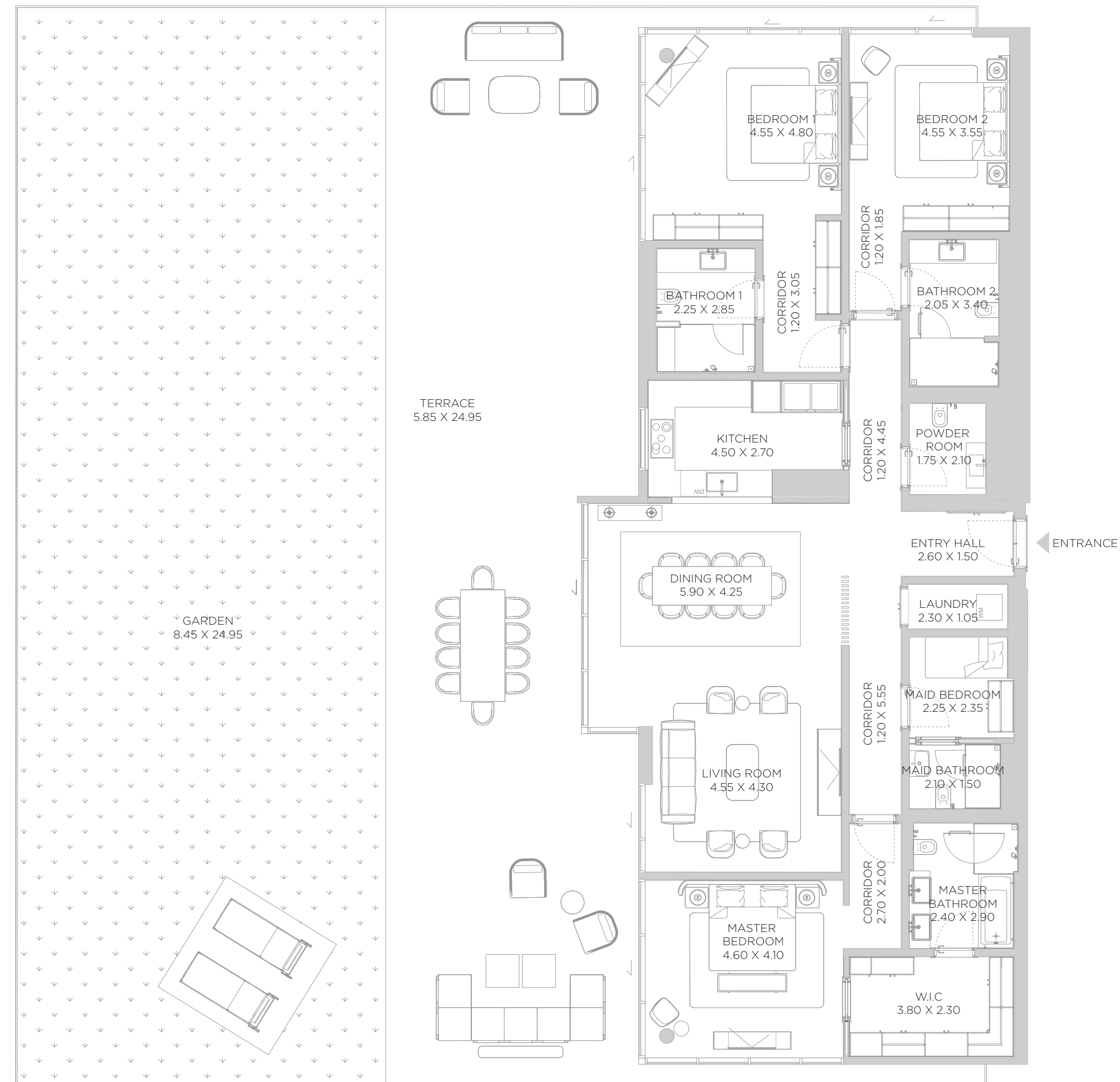
SUITE AREA	2,314	SQ.FT	214.99	SQ.M.
BALCONY AREA	3,891	SQ.FT	361.47	SQ.M.
TOTAL AREA	6,205	SQ.FT	576.46	SQ.M.

KEY PLAN

ELEVATION



NINTH FLOOR PLAN



DISCLAIMER: All measurements, dimensions, coordinates and drawings, given as the Floor Plans in the literature are approximate and provided only for the purpose of marketing, illustration, information and general guidance as such drawings are not to scale. All the rooms, sizes, locations, orientations, dimensions, fixtures, fittings, finishes and specifications (including materials for, placement, size of rooms, windows, doors, balcony, furniture's inbuilt wardrobe etc.) provided in the floor plans may vary as the same have been taken from concept designs prior the actual development/construction and therefore their accuracy in relation to actual construction cannot be confirmed. Hence, we make no guarantee, warranty or representation as to the accuracy and completeness of the floor plan information as changes may be made during the development process, without notice. Always refer to latest IFC design available in the sales office for the most accurate representation of all construction details.

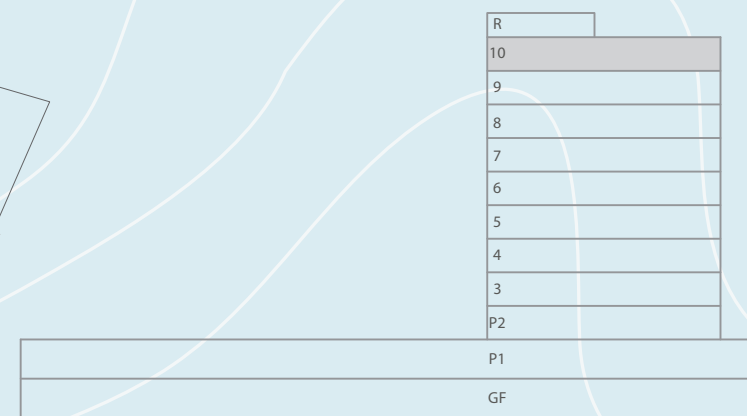
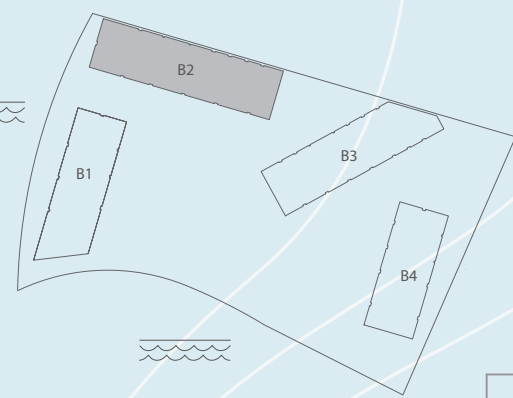


**BEACH RESIDENCES DUBAI ISLANDS**

**B2 LEVEL 10**

**KEY PLAN**

**ELEVATION**



DISCLAIMER: All measurements, dimensions, coordinates and drawings, given as the Floor Plans in the literature are approximate and provided only for the purpose of marketing, illustration, information and general guidance as such drawings are not to scale. All the rooms, sizes, locations, orientations, dimensions, fixtures, fittings, finishes and specifications (including materials for, placement, size of rooms, windows, doors, balcony, furniture's inbuilt wardrobe etc.) provided in the floor plans may vary as the same have been taken from concept designs prior the actual development/construction and therefore their accuracy in relation to actual construction cannot be confirmed. Hence, we make no guarantee, warranty or representation as to the accuracy and completeness of the floor plan information as changes may be made during the development process, without notice. Always refer to latest IFC design available in the sales office for the most accurate representation of all construction details.

# B2

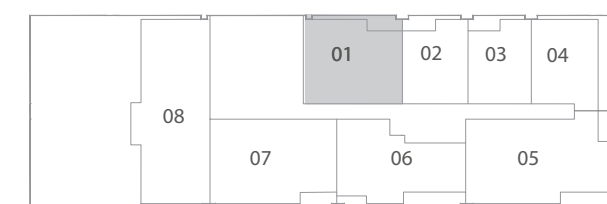
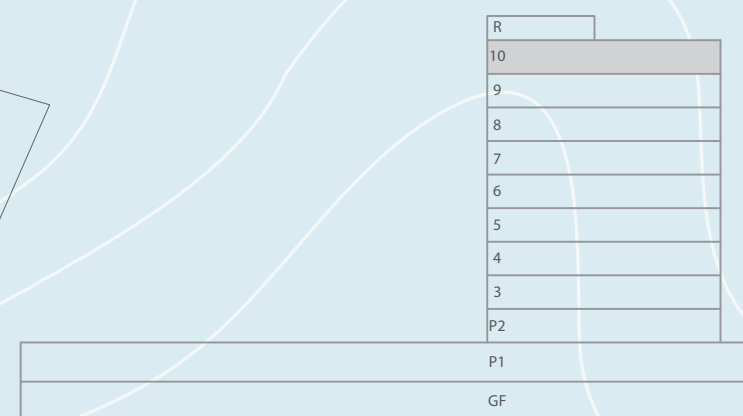
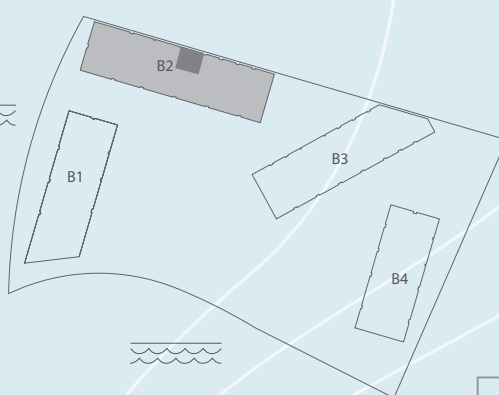
## 2 BEDROOM

LEVEL 10 UNIT 01

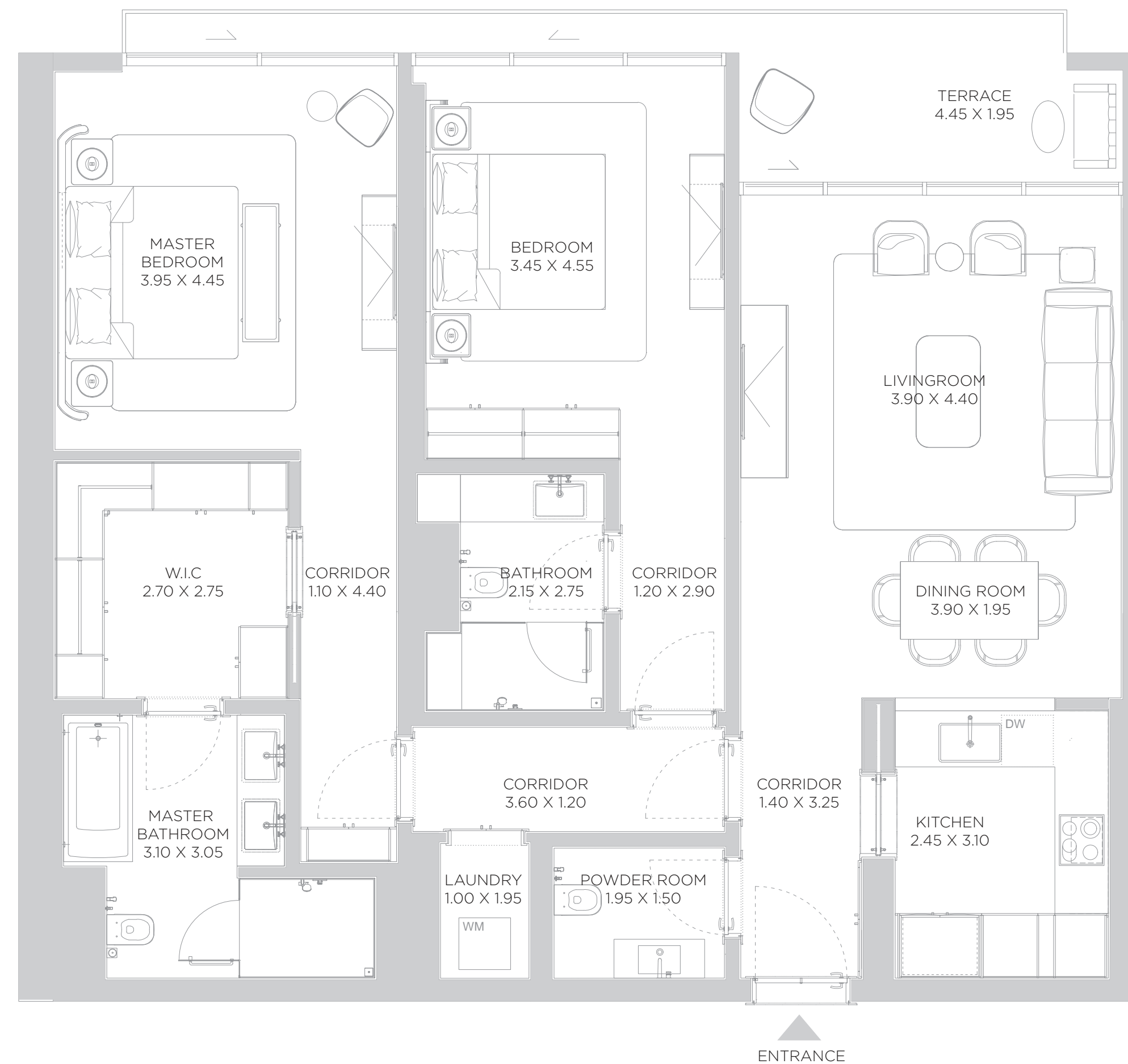
SUITE AREA	1,385	SQ.FT	128.66	SQ.M.
BALCONY AREA	134	SQ.FT	12.47	SQ.M.
TOTAL AREA	1,519	SQ.FT	141.13	SQ.M.

KEY PLAN

ELEVATION



TENTH FLOOR PLAN



DISCLAIMER: All measurements, dimensions, coordinates and drawings, given as the Floor Plans in the literature are approximate and provided only for the purpose of marketing, illustration, information and general guidance as such drawings are not to scale. All the rooms, sizes, locations, orientations, dimensions, fixtures, fittings, finishes and specifications (including materials for, placement, size of rooms, windows, doors, balcony, furniture's inbuilt wardrobe etc.) provided in the floor plans may vary as the same have been taken from concept designs prior the actual development/construction and therefore their accuracy in relation to actual construction cannot be confirmed. Hence, we make no guarantee, warranty or representation as to the accuracy and completeness of the floor plan information as changes may be made during the development process, without notice. Always refer to latest IFC design available in the sales office for the most accurate representation of all construction details.

# B2

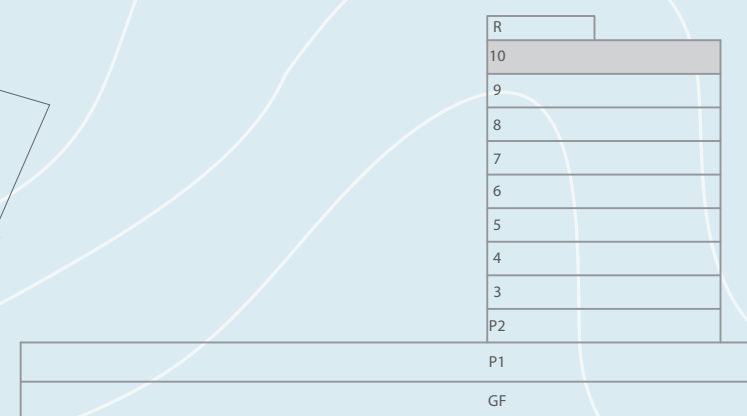
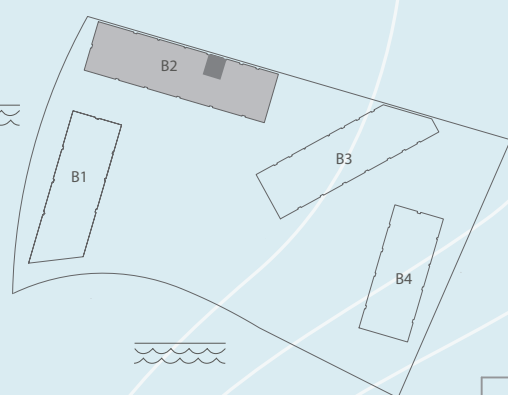
## 1 BEDROOM

LEVEL 10 UNIT 02

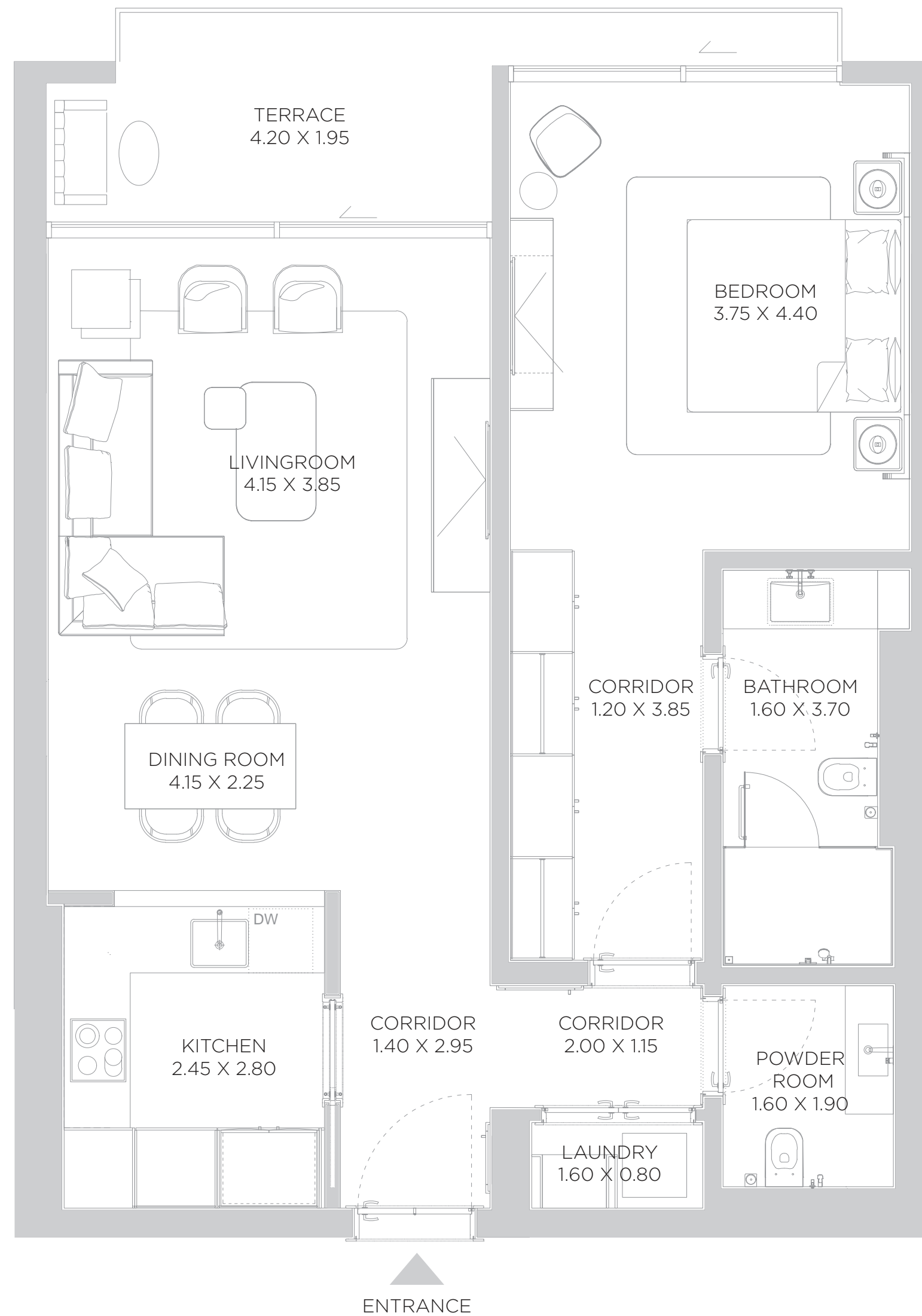
SUITE AREA	891	SQ.FT	82.81	SQ.M.
BALCONY AREA	109	SQ.FT	10.08	SQ.M.
TOTAL AREA	1,000	SQ.FT	92.89	SQ.M.

KEY PLAN

ELEVATION



TENTH FLOOR PLAN



DISCLAIMER: All measurements, dimensions, coordinates and drawings, given as the Floor Plans in the literature are approximate and provided only for the purpose of marketing, illustration, information and general guidance as such drawings are not to scale. All the rooms, sizes, locations, orientations, dimensions, fixtures, fittings, finishes and specifications (including materials for, placement, size of rooms, windows, doors, balcony, furniture's inbuilt wardrobe etc.) provided in the floor plans may vary as the same have been taken from concept designs prior the actual development/construction and therefore their accuracy in relation to actual construction cannot be confirmed. Hence, we make no guarantee, warranty or representation as to the accuracy and completeness of the floor plan information as changes may be made during the development process, without notice. Always refer to latest IFC design available in the sales office for the most accurate representation of all construction details.



# B2

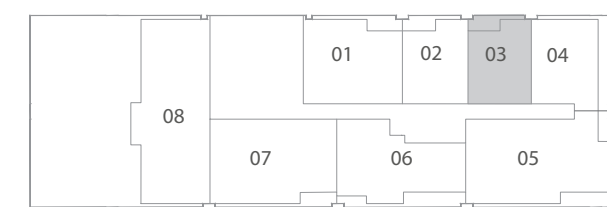
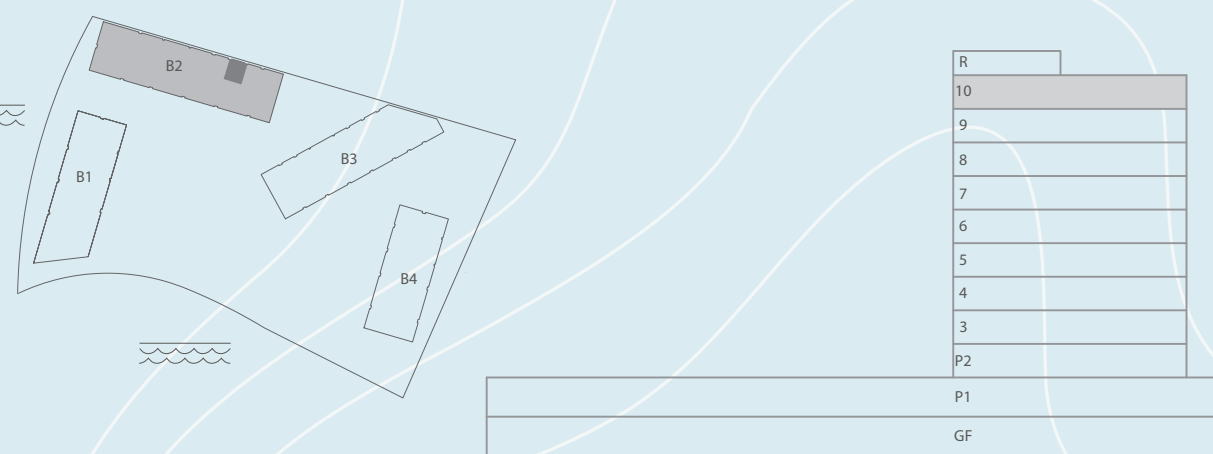
## 1 BEDROOM

LEVEL 10 UNIT 03

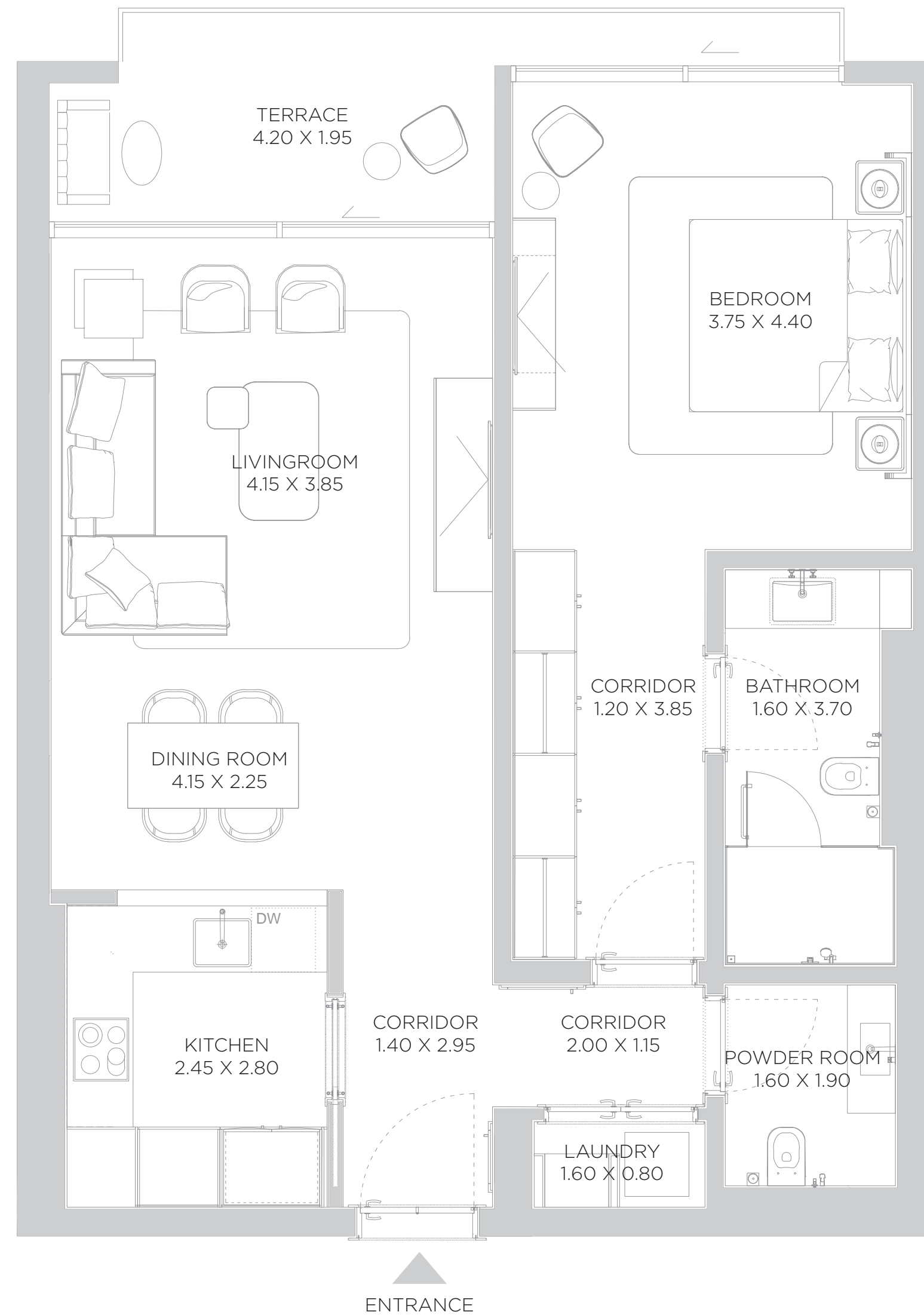
SUITE AREA	891	SQ.FT	82.80	SQ.M.
BALCONY AREA	109	SQ.FT	10.08	SQ.M.
TOTAL AREA	1,000	SQ.FT	92.88	SQ.M.

KEY PLAN

ELEVATION



TENTH FLOOR PLAN



DISCLAIMER: All measurements, dimensions, coordinates and drawings, given as the Floor Plans in the literature are approximate and provided only for the purpose of marketing, illustration, information and general guidance as such drawings are not to scale. All the rooms, sizes, locations, orientations, dimensions, fixtures, fittings, finishes and specifications (including materials for, placement, size of rooms, windows, doors, balcony, furniture's inbuilt wardrobe etc.) provided in the floor plans may vary as the same have been taken from concept designs prior the actual development/construction and therefore their accuracy in relation to actual construction cannot be confirmed. Hence, we make no guarantee, warranty or representation as to the accuracy and completeness of the floor plan information as changes may be made during the development process, without notice. Always refer to latest IFC design available in the sales office for the most accurate representation of all construction details.

# B2

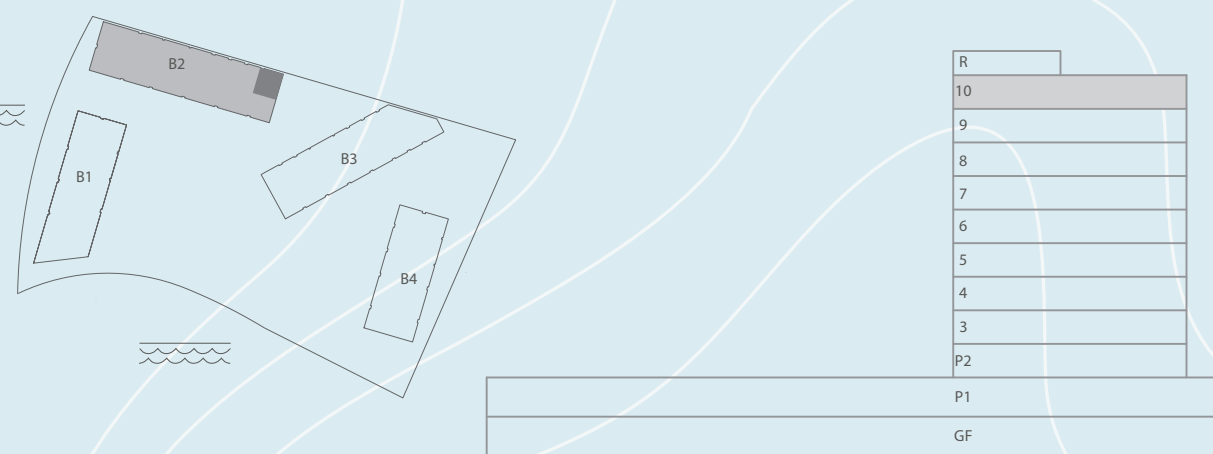
## 1 BEDROOM

LEVEL 10 UNIT 04

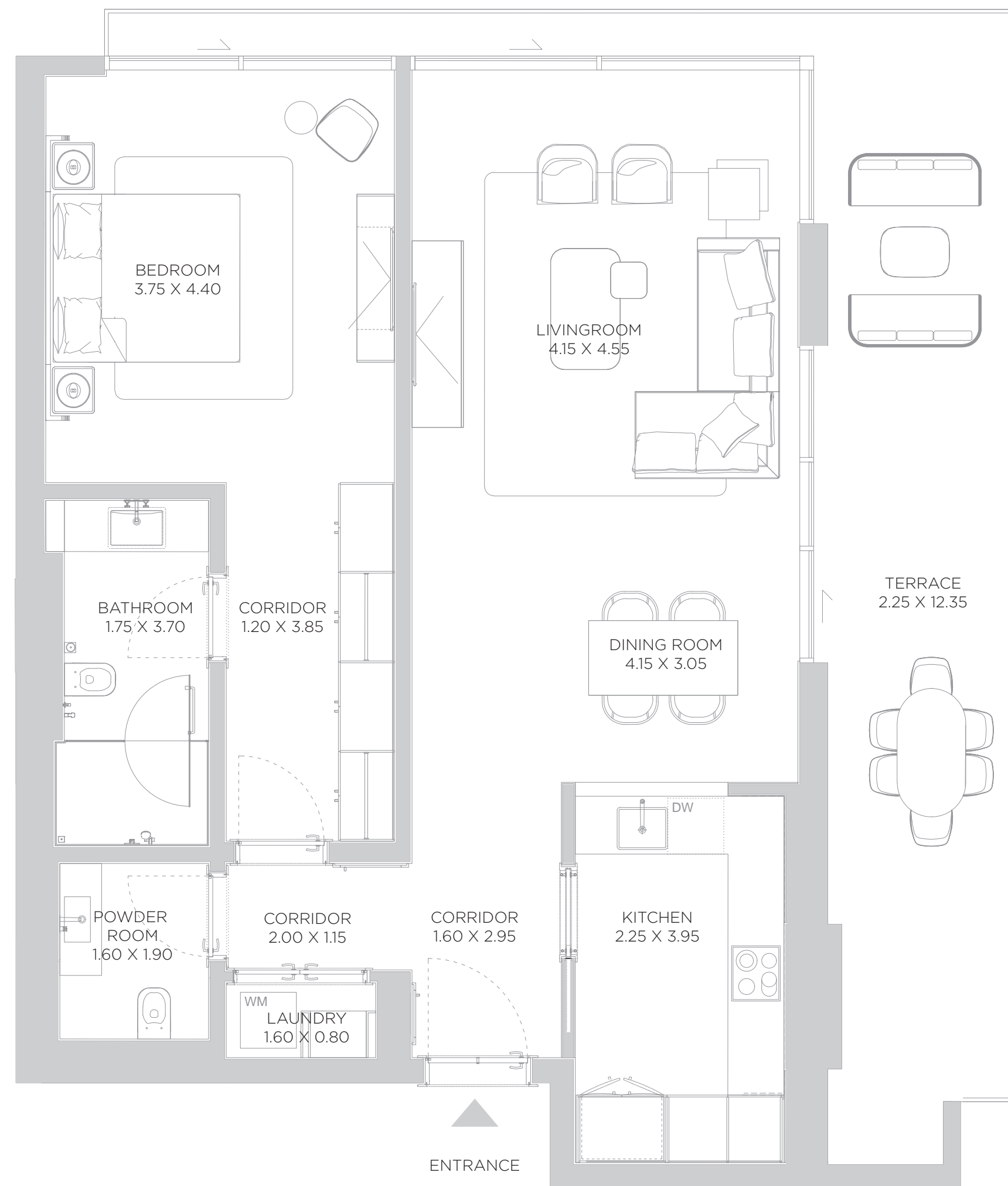
SUITE AREA	999	SQ.FT	92.80	SQ.M.
BALCONY AREA	338	SQ.FT	31.39	SQ.M.
TOTAL AREA	1,337	SQ.FT	124.19	SQ.M.

KEY PLAN

ELEVATION



TENTH FLOOR PLAN



DISCLAIMER: All measurements, dimensions, coordinates and drawings, given as the Floor Plans in the literature are approximate and provided only for the purpose of marketing, illustration, information and general guidance as such drawings are not to scale. All the rooms, sizes, locations, orientations, dimensions, fixtures, fittings, finishes and specifications (including materials for, placement, size of rooms, windows, doors, balcony, furniture's inbuilt wardrobe etc.) provided in the floor plans may vary as the same have been taken from concept designs prior the actual development/construction and therefore their accuracy in relation to actual construction cannot be confirmed. Hence, we make no guarantee, warranty or representation as to the accuracy and completeness of the floor plan information as changes may be made during the development process, without notice. Always refer to latest IFC design available in the sales office for the most accurate representation of all construction details.

# B2

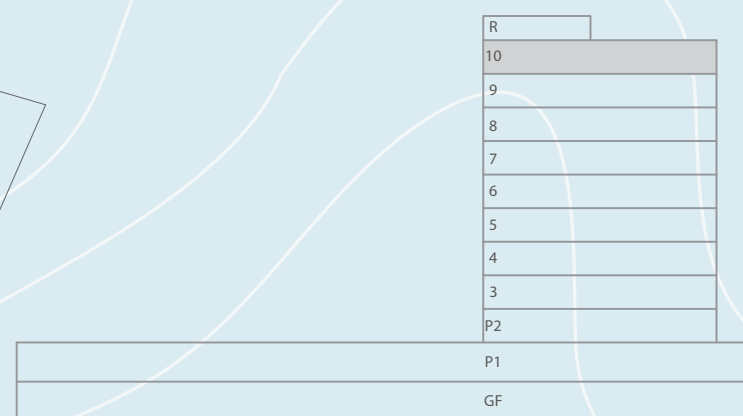
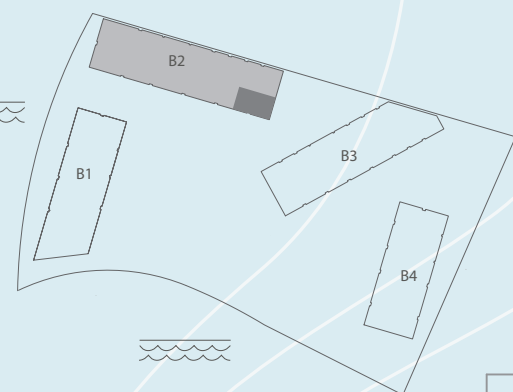
## 3 BEDROOM

LEVEL 10 UNIT 05

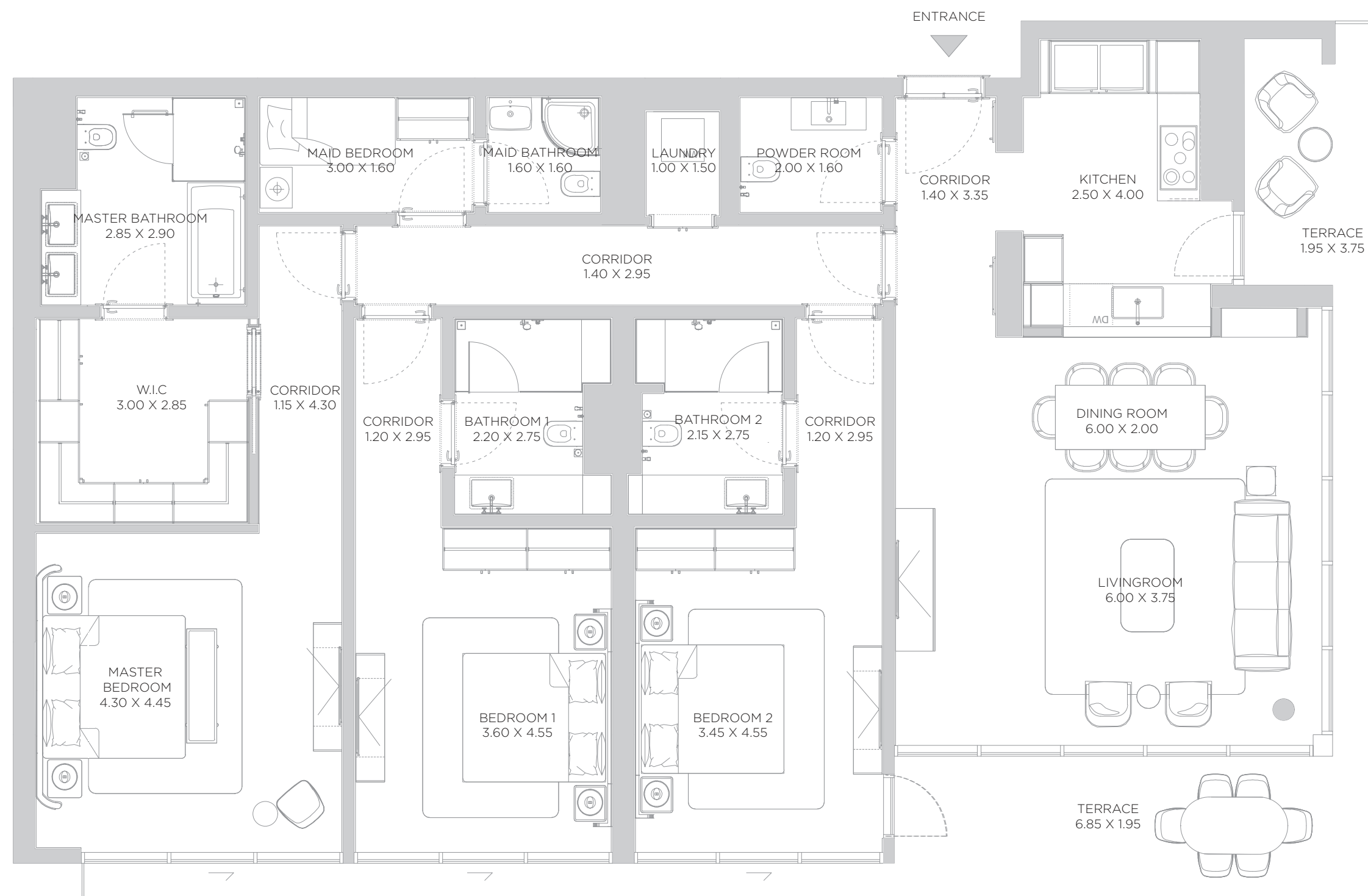
SUITE AREA	2,004	SQ.FT	186.18	SQ.M.
BALCONY AREA	345	SQ.FT	32.01	SQ.M.
TOTAL AREA	2,349	SQ.FT	218.19	SQ.M.

KEY PLAN

ELEVATION



TENTH FLOOR PLAN



DISCLAIMER: All measurements, dimensions, coordinates and drawings, given as the Floor Plans in the literature are approximate and provided only for the purpose of marketing, illustration, information and general guidance as such drawings are not to scale. All the rooms, sizes, locations, orientations, dimensions, fixtures, fittings, finishes and specifications (including materials for, placement, size of rooms, windows, doors, balcony, furniture's inbuilt wardrobe etc.) provided in the floor plans may vary as the same have been taken from concept designs prior the actual development/construction and therefore their accuracy in relation to actual construction cannot be confirmed. Hence, we make no guarantee, warranty or representation as to the accuracy and completeness of the floor plan information as changes may be made during the development process, without notice. Always refer to latest IFC design available in the sales office for the most accurate representation of all construction details.



# B2

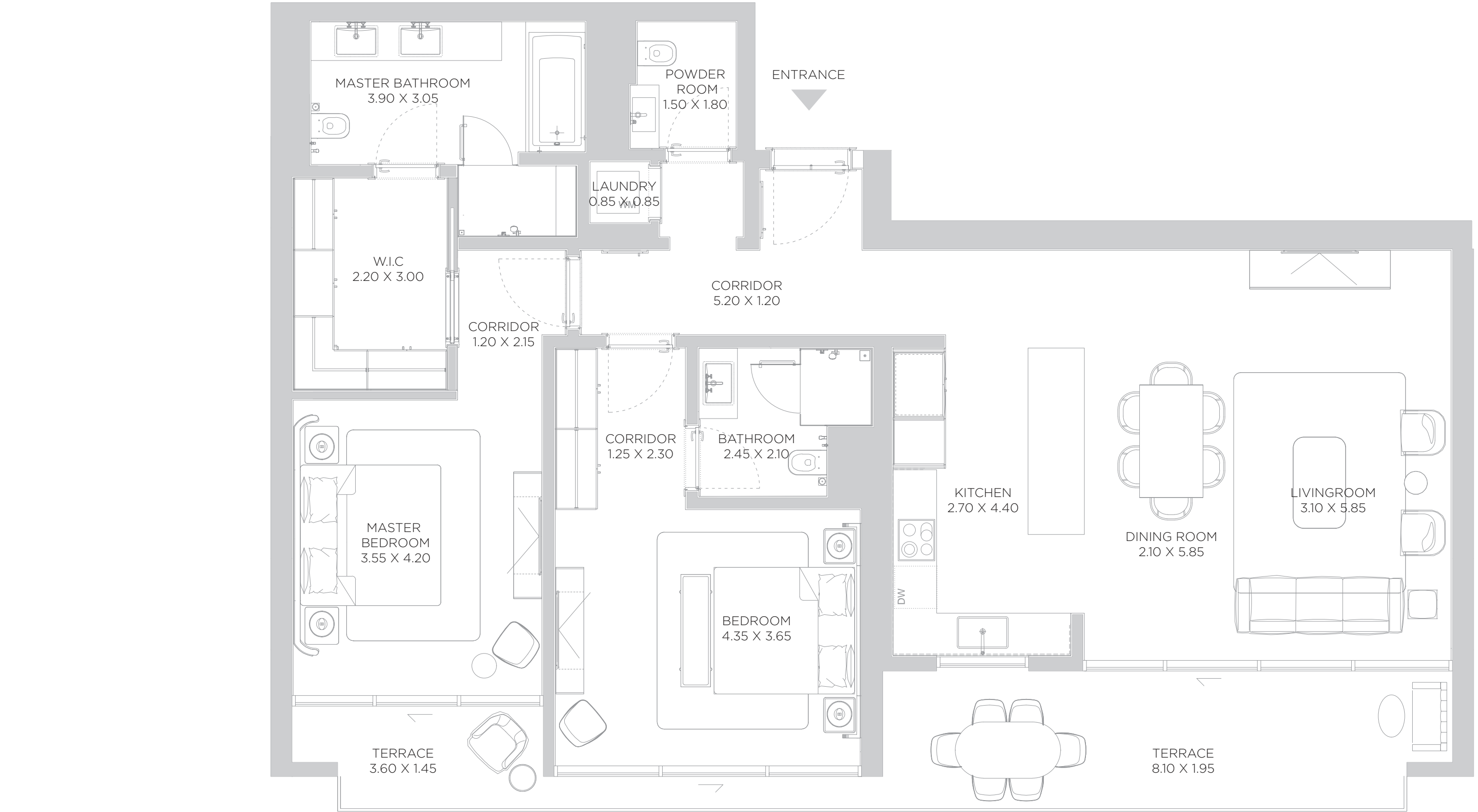
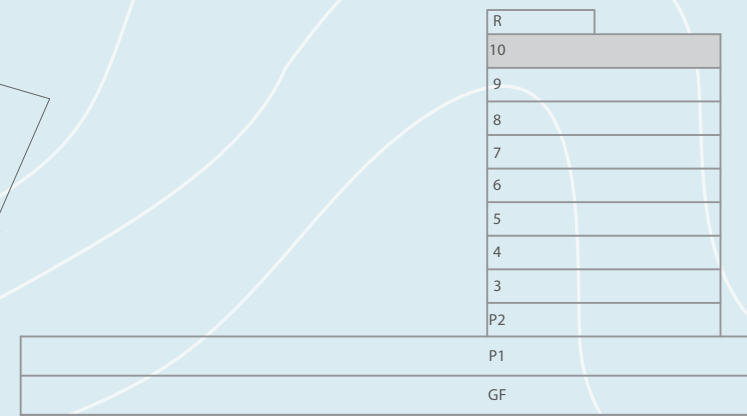
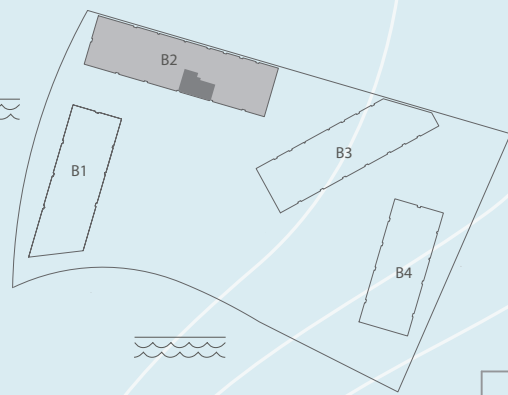
## 2 BEDROOM

LEVEL 10 UNIT 06

SUITE AREA	1,435	SQ.FT	133.36	SQ.M.
BALCONY AREA	259	SQ.FT	24.06	SQ.M.
TOTAL AREA	1,694	SQ.FT	157.42	SQ.M.

KEY PLAN

ELEVATION



TENTH FLOOR PLAN

DISCLAIMER: All measurements, dimensions, coordinates and drawings, given as the Floor Plans in the literature are approximate and provided only for the purpose of marketing, illustration, information and general guidance as such drawings are not to scale. All the rooms, sizes, locations, orientations, dimensions, fixtures, fittings, finishes and specifications (including materials for, placement, size of rooms, windows, doors, balcony, furniture's inbuilt wardrobe etc.) provided in the floor plans may vary as the same have been taken from concept designs prior the actual development/construction and therefore their accuracy in relation to actual construction cannot be confirmed. Hence, we make no guarantee, warranty or representation as to the accuracy and completeness of the floor plan information as changes may be made during the development process, without notice. Always refer to latest IFC design available in the sales office for the most accurate representation of all construction details.

# B2

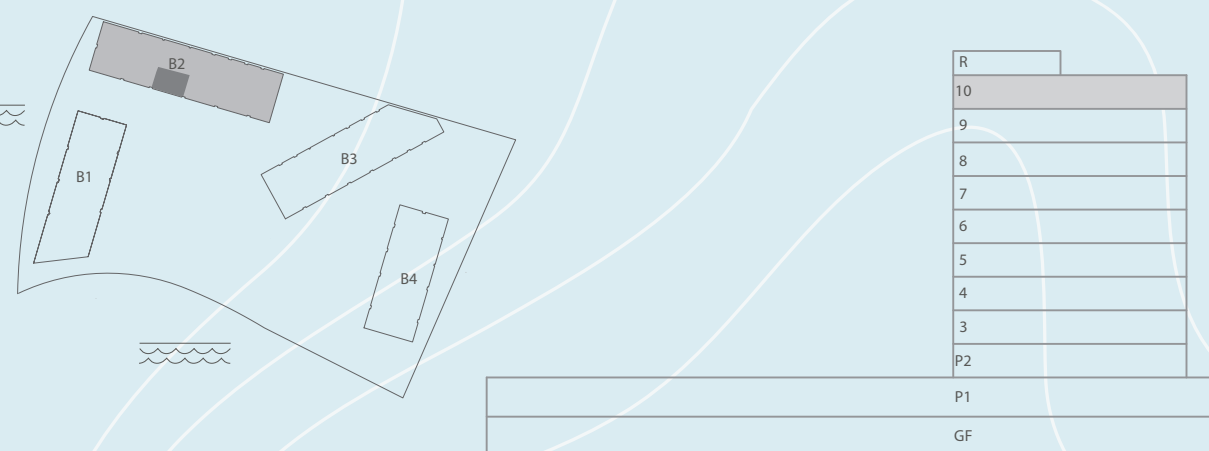
## 3 BEDROOM

LEVEL 10 UNIT 07

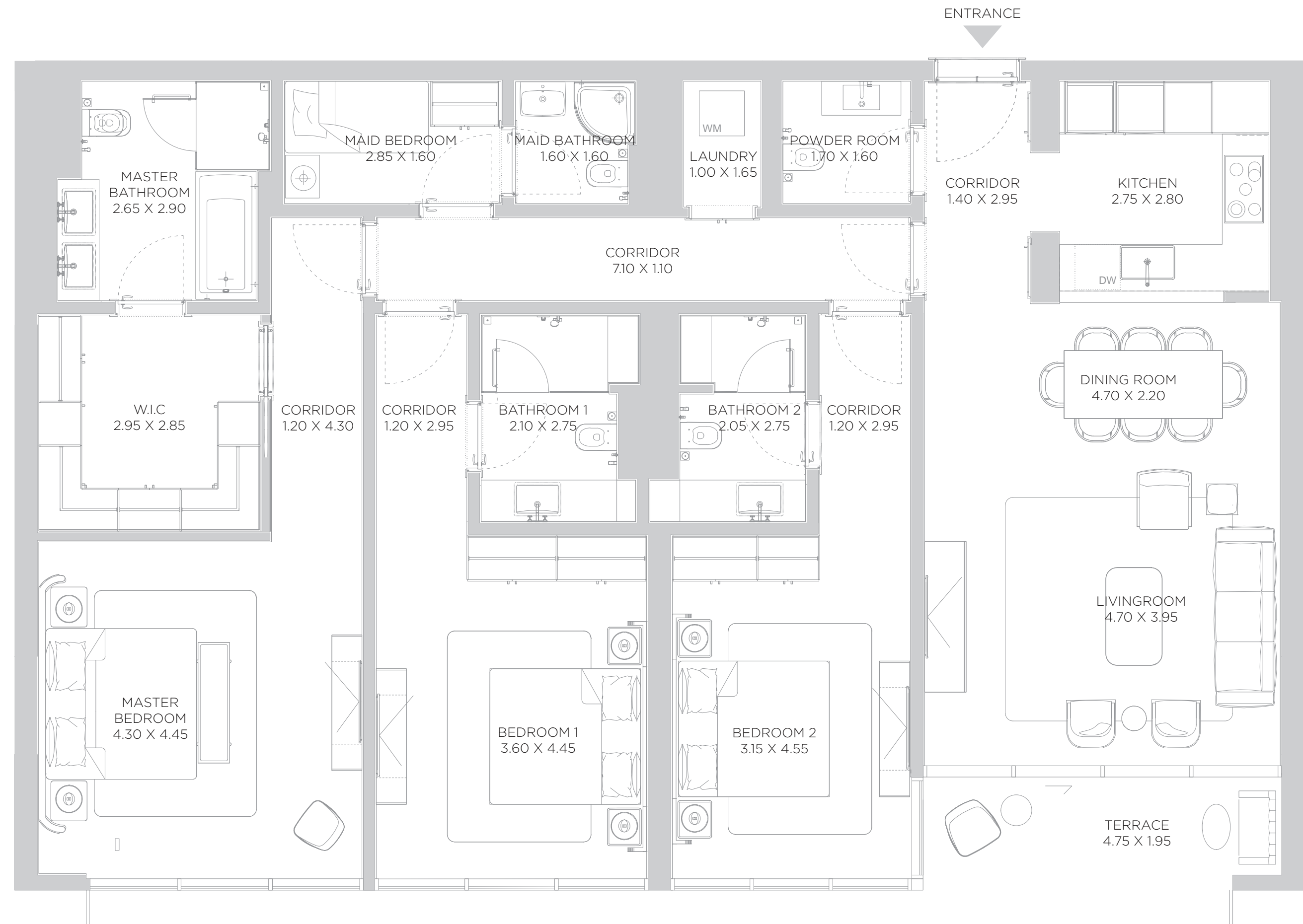
SUITE AREA	1,856	SQ.FT	172.46	SQ.M.
BALCONY AREA	161	SQ.FT	14.95	SQ.M.
TOTAL AREA	2,017	SQ.FT	187.41	SQ.M.

KEY PLAN

ELEVATION



TENTH FLOOR PLAN



DISCLAIMER: All measurements, dimensions, coordinates and drawings, given as the Floor Plans in the literature are approximate and provided only for the purpose of marketing, illustration, information and general guidance as such drawings are not to scale. All the rooms, sizes, locations, orientations, dimensions, fixtures, fittings, finishes and specifications (including materials for, placement, size of rooms, windows, doors, balcony, furniture's inbuilt wardrobe etc.) provided in the floor plans may vary as the same have been taken from concept designs prior the actual development/construction and therefore their accuracy in relation to actual construction cannot be confirmed. Hence, we make no guarantee, warranty or representation as to the accuracy and completeness of the floor plan information as changes may be made during the development process, without notice. Always refer to latest IFC design available in the sales office for the most accurate representation of all construction details.

# B2

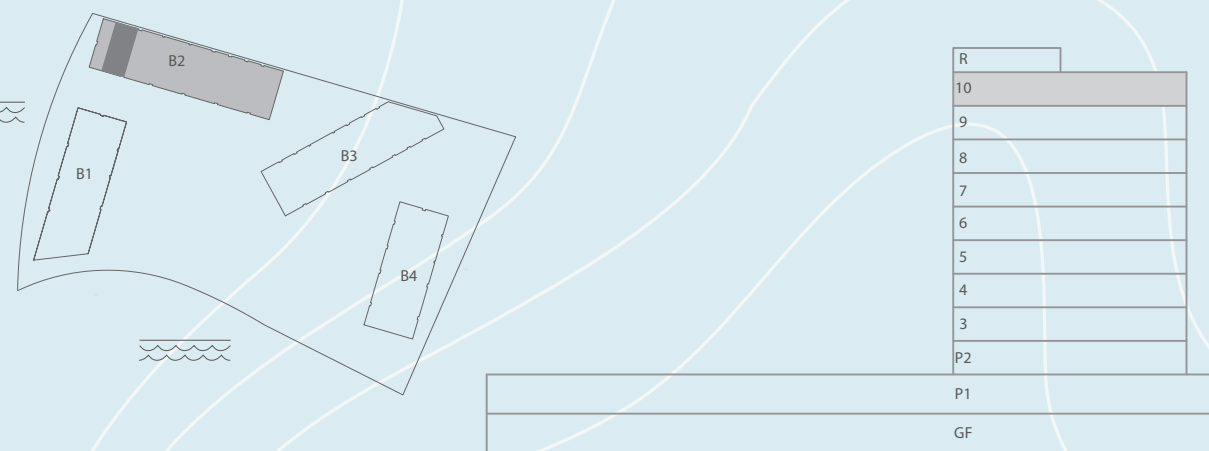
## 3 BEDROOM

LEVEL 10 UNIT 08

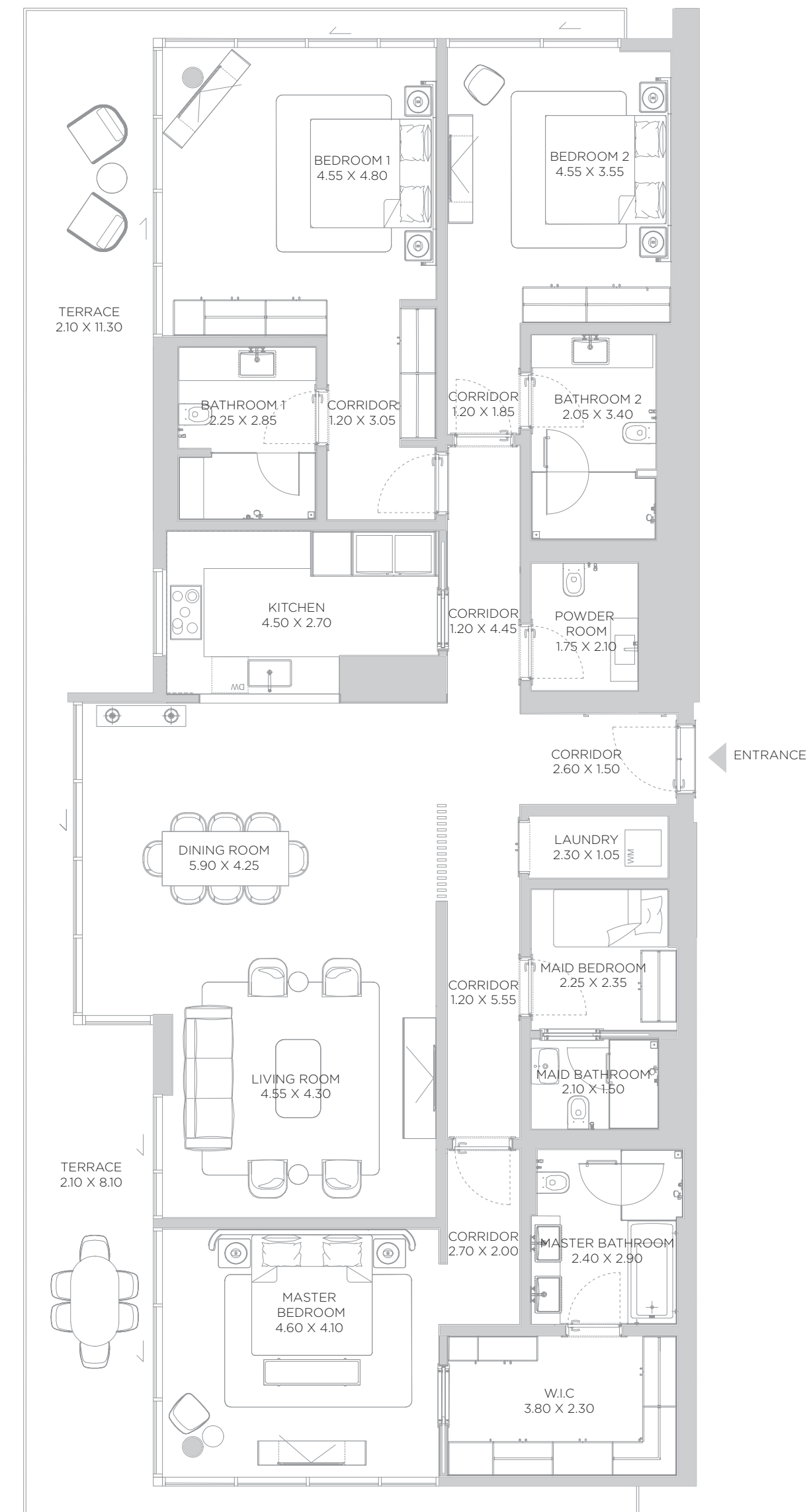
SUITE AREA	2,314	SQ.FT	214.99	SQ.M.
BALCONY AREA	597	SQ.FT	55.42	SQ.M.
TOTAL AREA	2,911	SQ.FT	270.41	SQ.M.

KEY PLAN

ELEVATION



TENTH FLOOR PLAN



DISCLAIMER: All measurements, dimensions, coordinates and drawings, given as the Floor Plans in the literature are approximate and provided only for the purpose of marketing, illustration, information and general guidance as such drawings are not to scale. All the rooms, sizes, locations, orientations, dimensions, fixtures, fittings, finishes and specifications (including materials for, placement, size of rooms, windows, doors, balcony, furniture's inbuilt wardrobe etc.) provided in the floor plans may vary as the same have been taken from concept designs prior the actual development/construction and therefore their accuracy in relation to actual construction cannot be confirmed. Hence, we make no guarantee, warranty or representation as to the accuracy and completeness of the floor plan information as changes may be made during the development process, without notice. Always refer to latest IFC design available in the sales office for the most accurate representation of all construction details.



RIXOS

DUBAI ISLANDS  
HOTEL & RESIDENCES

NAKHEEL

[RIXOSDUBAIISLANDSRESIDENCES.COM](http://RIXOSDUBAIISLANDSRESIDENCES.COM)

800 NAKHEEL  
[NAKHEEL.COM](http://NAKHEEL.COM)

This publication is for illustrative purposes only. Some of the images shown in the document were developed with computer graphics technology (photorealistic rendering), with reference to details of the façade and elevations, common areas, private areas and interiors of the apartments, for the sole purpose of presenting a plan for future realization and/or the various, potential solutions following user customization. All furniture and art are represented for marketing and rendering purposes only. For this reason, all information, descriptions and images are purely indicative and subject to change. This document has no contractual value and is not binding on the investment company that owns the rights and information reported. The reproduction and the partial use of texts and images is forbidden without prior authorization Rixos Residences Dubai Islands ("Project") is not owned, developed, or sold by Rixos Consultancy FZE or its affiliates. Nakheel PJSC ("Licensee"), is independently owned and operated and is solely responsible for the ownership, development, and operation of the Project. Licensee uses the "Rixos" brand and certain "Rixos" trademarks pursuant to a limited, non-exclusive, non-transferable and non-sublicensable license from Rixos Consultancy FZE. Under certain circumstances, the license may be terminated or revoked according to its terms in which case neither the individual residential units ("Units") nor any part of the Project will be identified as a "Rixos" branded project or have any rights to use the "Rixos" trademarks. Rixos Consultancy FZE does not make any representations or guarantees with respect to the Units or the Project and is not responsible for Licensee's marketing practices, advertising, and sales representations.