

RIXOS

DUBAI ISLANDS
HOTEL & RESIDENCES

NAKHEEL

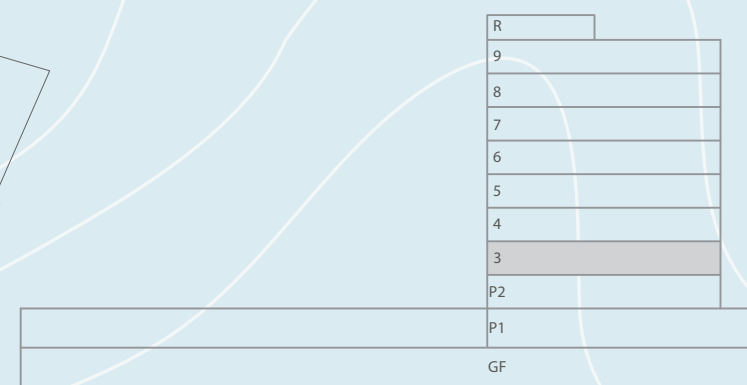
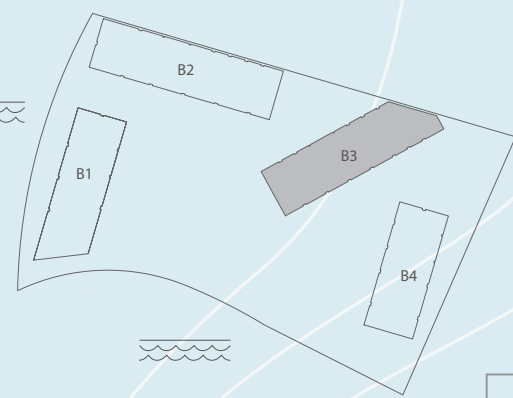
FLOORPLANS | APARTMENT RESIDENCES

BEACH RESIDENCES DUBAI ISLANDS

B3 LEVEL 03

KEY PLAN

ELEVATION



DISCLAIMER: All measurements, dimensions, coordinates and drawings, given as the Floor Plans in the literature are approximate and provided only for the purpose of marketing, illustration, information and general guidance as such drawings are not to scale. All the rooms, sizes, locations, orientations, dimensions, fixtures, fittings, finishes and specifications (including materials for, placement, size of rooms, windows, doors, balcony, furniture's inbuilt wardrobe etc.) provided in the floor plans may vary as the same have been taken from concept designs prior the actual development/construction and therefore their accuracy in relation to actual construction cannot be confirmed. Hence, we make no guarantee, warranty or representation as to the accuracy and completeness of the floor plan information as changes may be made during the development process, without notice. Always refer to latest IFC design available in the sales office for the most accurate representation of all construction details.

B3

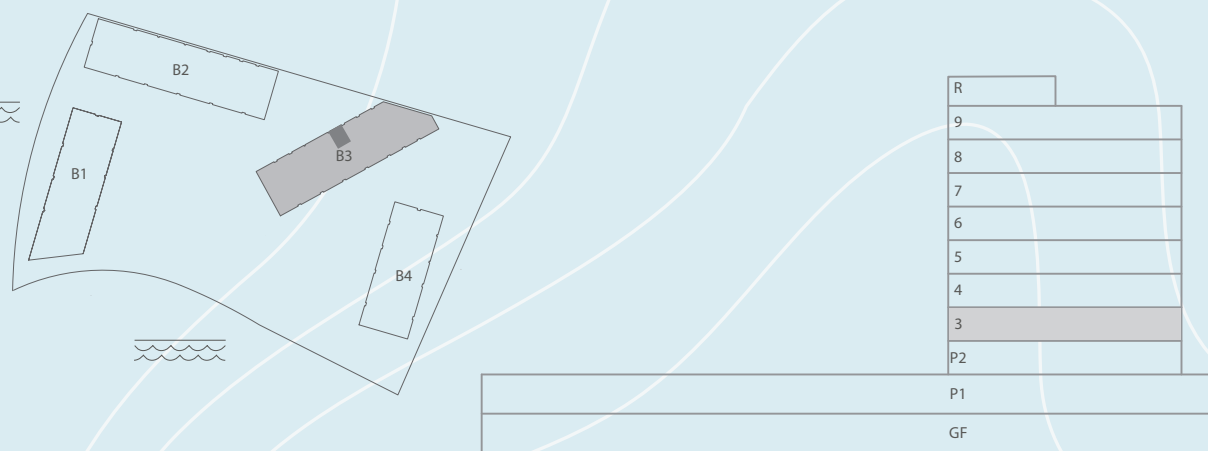
1 BEDROOM

LEVEL 03 UNIT 01

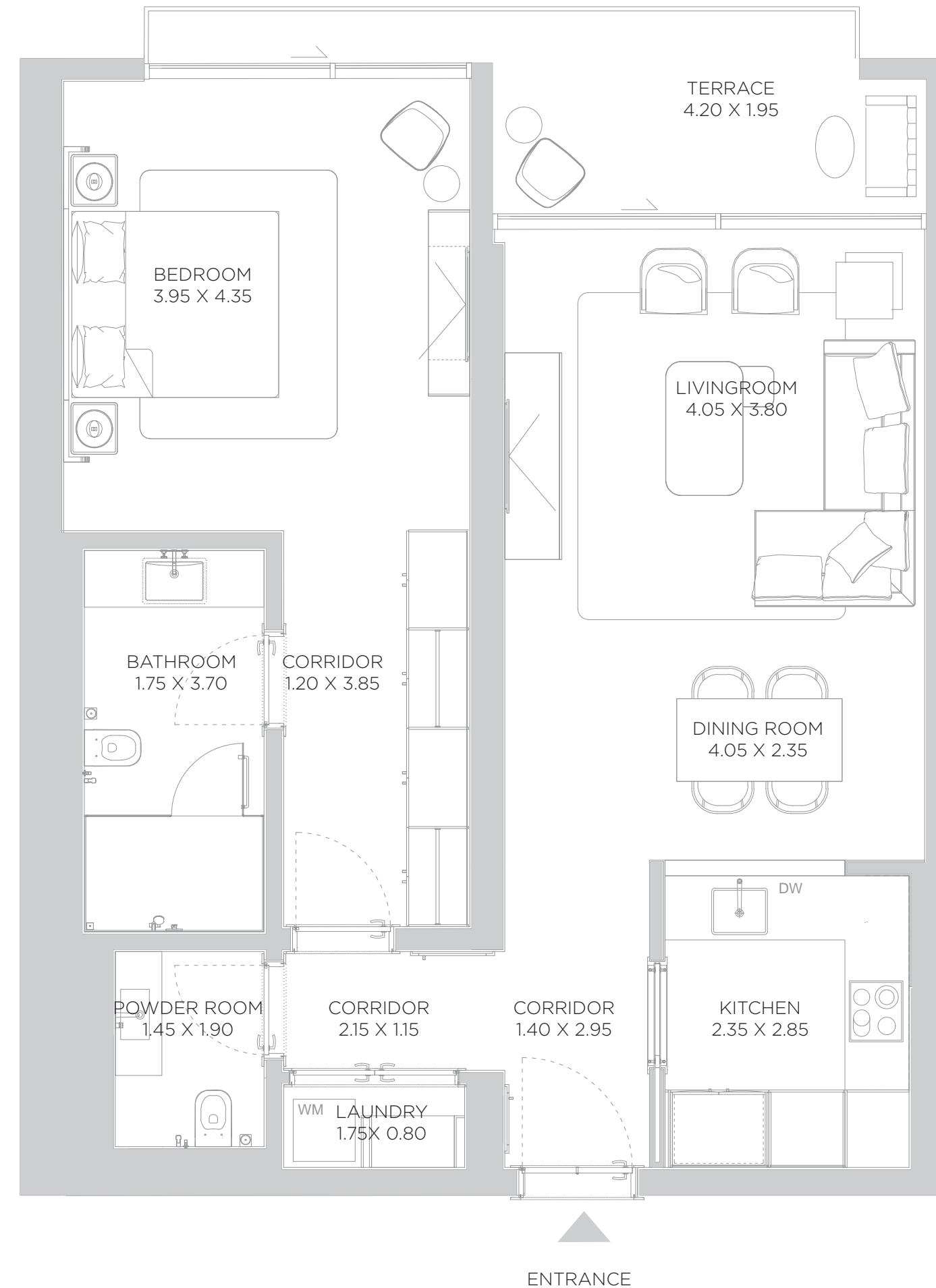
SUITE AREA	926	SQ.FT	86.04	SQ.M.
BALCONY AREA	110	SQ.FT	10.25	SQ.M.
TOTAL AREA	1,036	SQ.FT	96.29	SQ.M.

KEY PLAN

ELEVATION



THIRD FLOOR PLAN



DISCLAIMER: All measurements, dimensions, coordinates and drawings, given as the Floor Plans in the literature are approximate and provided only for the purpose of marketing, illustration, information and general guidance as such drawings are not to scale. All the rooms, sizes, locations, orientations, dimensions, fixtures, fittings, finishes and specifications (including materials for, placement, size of rooms, windows, doors, balcony, furniture's inbuilt wardrobe etc.) provided in the floor plans may vary as the same have been taken from concept designs prior the actual development/construction and therefore their accuracy in relation to actual construction cannot be confirmed. Hence, we make no guarantee, warranty or representation as to the accuracy and completeness of the floor plan information as changes may be made during the development process, without notice. Always refer to latest IFC design available in the sales office for the most accurate representation of all construction details.

B3

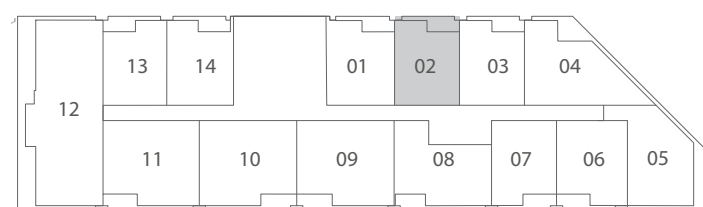
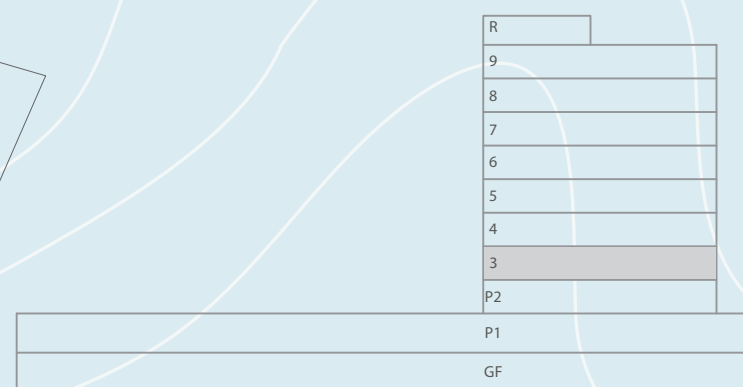
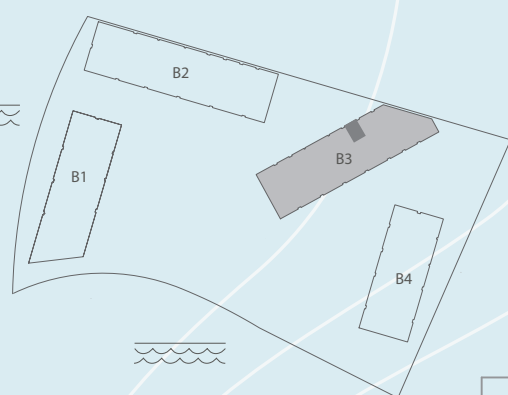
1 BEDROOM

LEVEL 03 UNIT 02

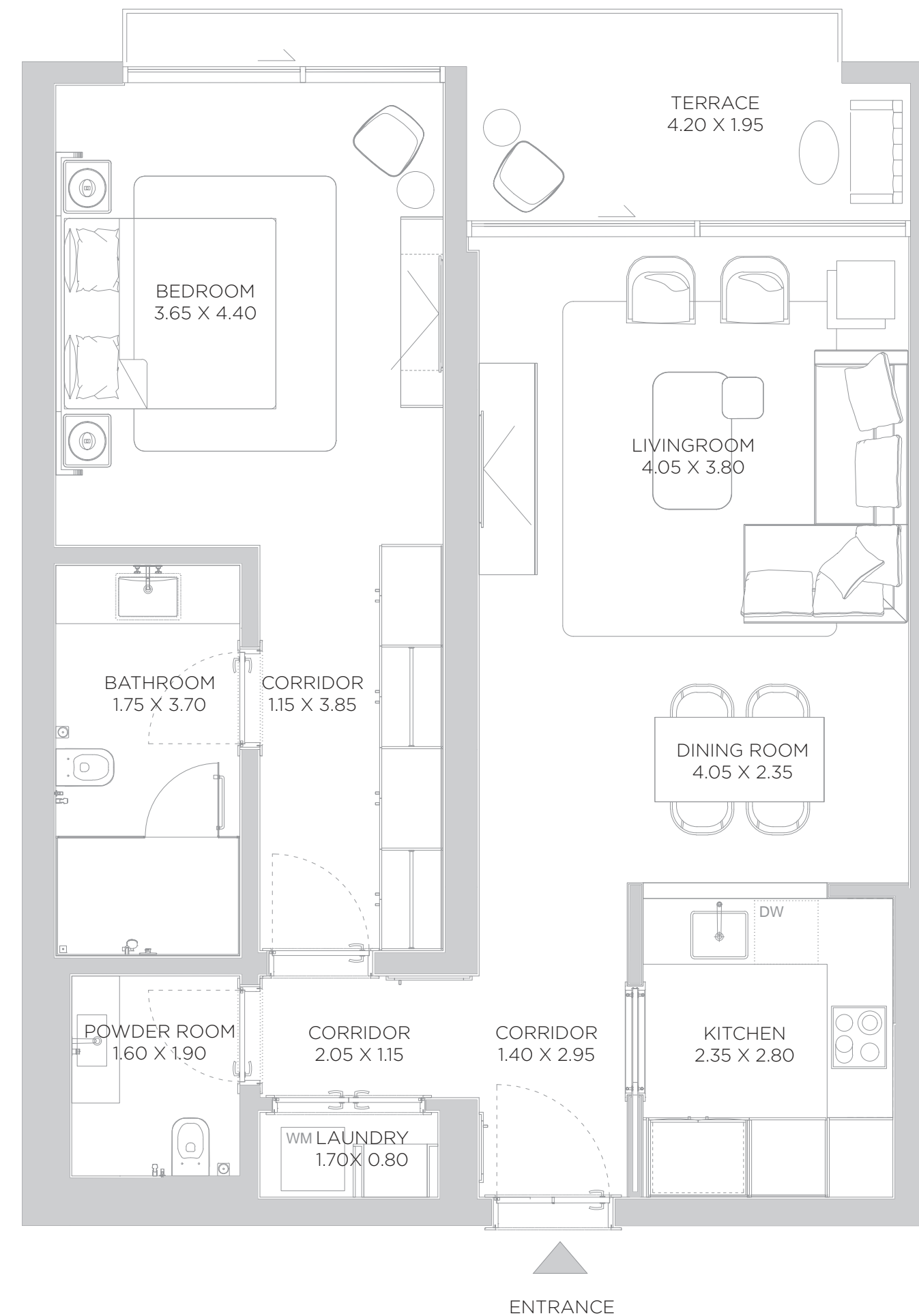
SUITE AREA	894	SQ.FT	83.06	SQ.M.
BALCONY AREA	110	SQ.FT	10.18	SQ.M.
TOTAL AREA	1,004	SQ.FT	93.24	SQ.M.

KEY PLAN

ELEVATION



THIRD FLOOR PLAN



B3

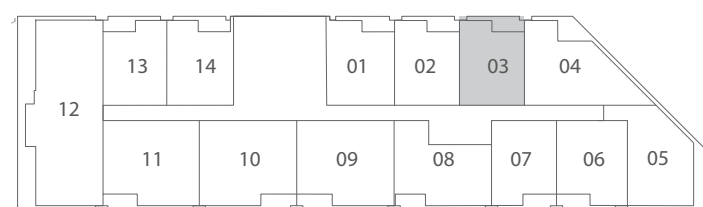
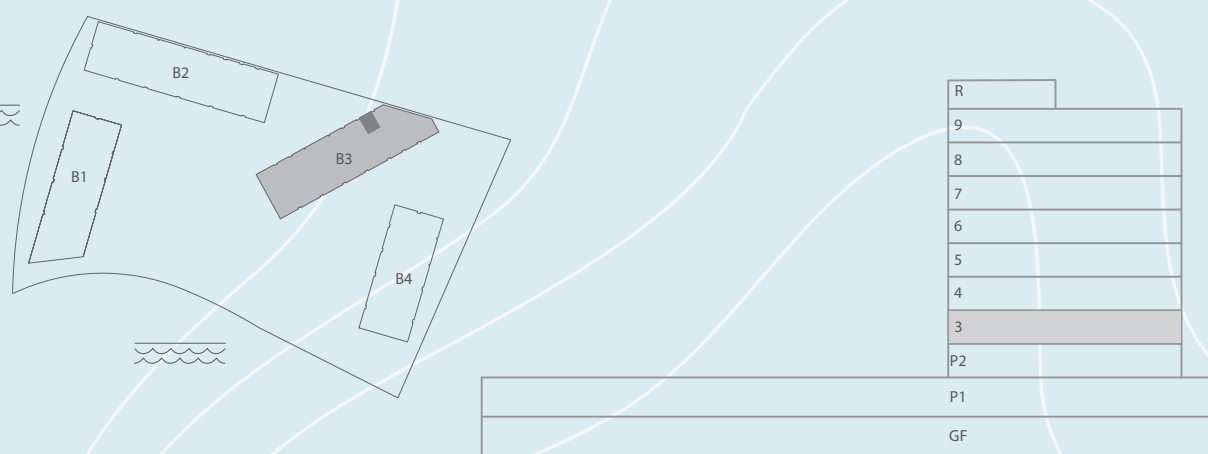
1 BEDROOM

LEVEL 03 UNIT 03

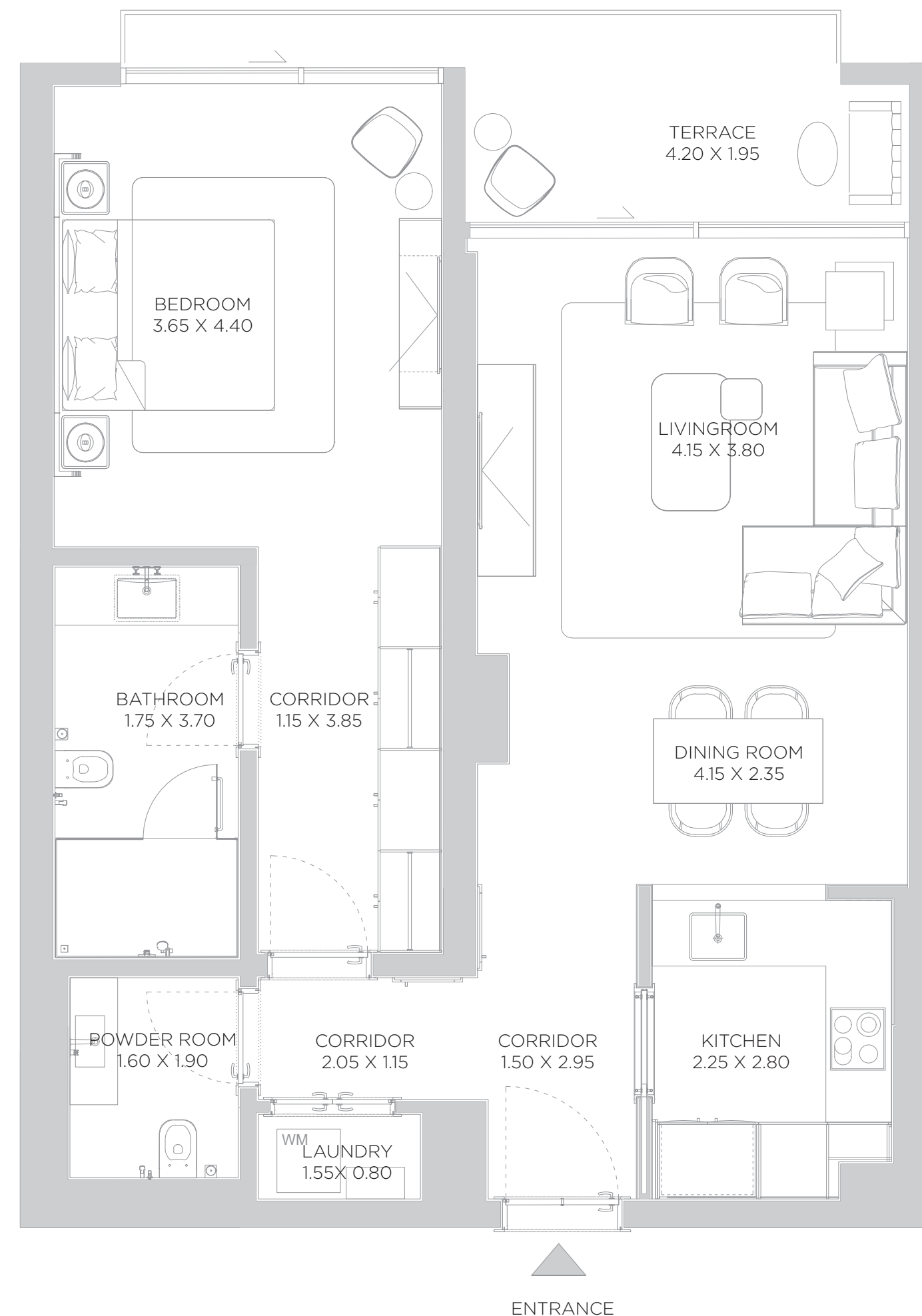
SUITE AREA	880	SQ.FT	81.76	SQ.M.
BALCONY AREA	110	SQ.FT	10.17	SQ.M.
TOTAL AREA	990	SQ.FT	91.93	SQ.M.

KEY PLAN

ELEVATION



THIRD FLOOR PLAN



DISCLAIMER: All measurements, dimensions, coordinates and drawings, given as the Floor Plans in the literature are approximate and provided only for the purpose of marketing, illustration, information and general guidance as such drawings are not to scale. All the rooms, sizes, locations, orientations, dimensions, fixtures, fittings, finishes and specifications (including materials for, placement, size of rooms, windows, doors, balcony, furniture's inbuilt wardrobe etc.) provided in the floor plans may vary as the same have been taken from concept designs prior the actual development/construction and therefore their accuracy in relation to actual construction cannot be confirmed. Hence, we make no guarantee, warranty or representation as to the accuracy and completeness of the floor plan information as changes may be made during the development process, without notice. Always refer to latest IFC design available in the sales office for the most accurate representation of all construction details.

B3

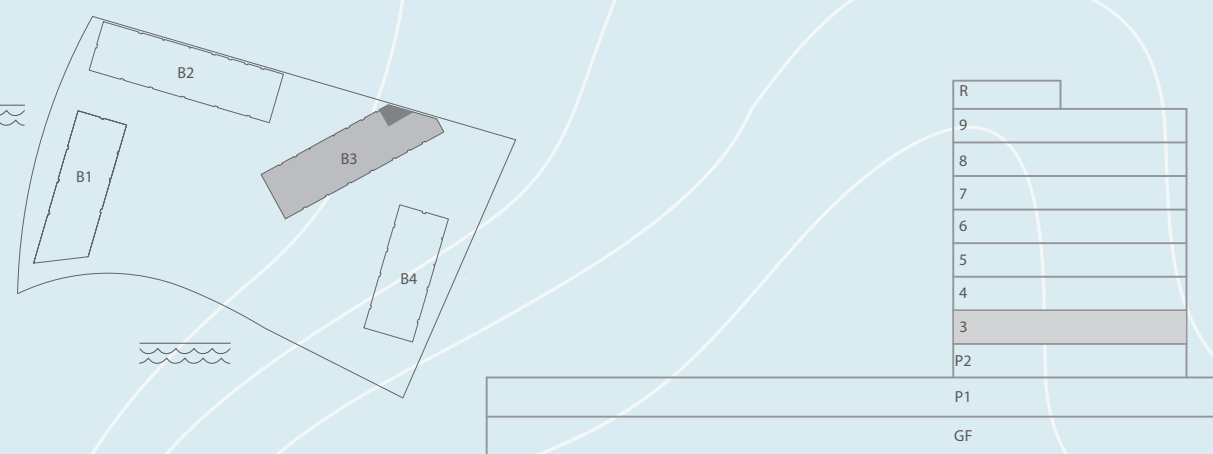
1 BEDROOM

LEVEL 03 UNIT 04

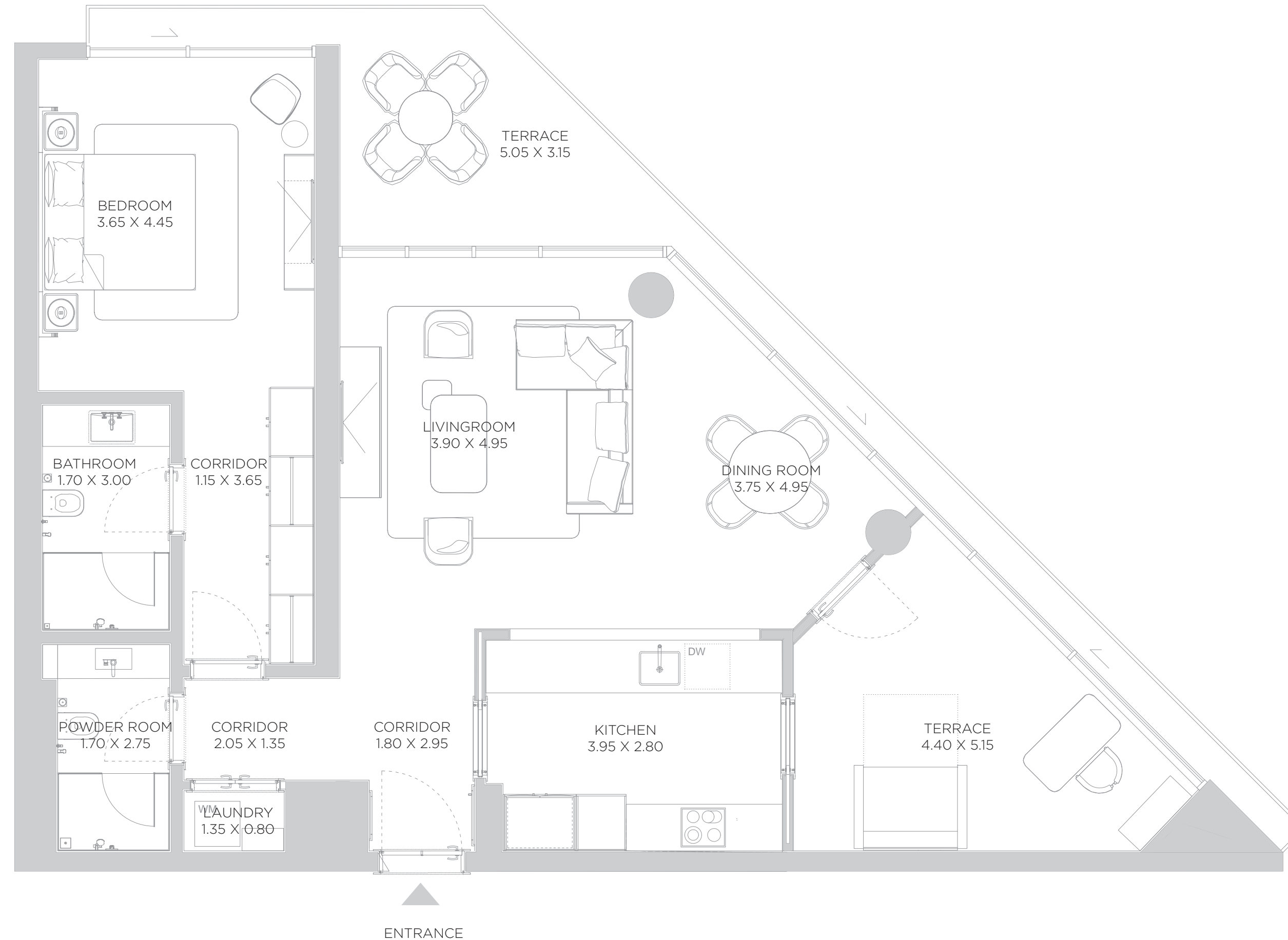
SUITE AREA	1,199	SQ.FT	111.36	SQ.M.
BALCONY AREA	206	SQ.FT	19.13	SQ.M.
TOTAL AREA	1,405	SQ.FT	130.49	SQ.M.

KEY PLAN

ELEVATION



THIRD FLOOR PLAN



DISCLAIMER: All measurements, dimensions, coordinates and drawings, given as the Floor Plans in the literature are approximate and provided only for the purpose of marketing, illustration, information and general guidance as such drawings are not to scale. All the rooms, sizes, locations, orientations, dimensions, fixtures, fittings, finishes and specifications (including materials for, placement, size of rooms, windows, doors, balcony, furniture's inbuilt wardrobe etc.) provided in the floor plans may vary as the same have been taken from concept designs prior the actual development/construction and therefore their accuracy in relation to actual construction cannot be confirmed. Hence, we make no guarantee, warranty or representation as to the accuracy and completeness of the floor plan information as changes may be made during the development process, without notice. Always refer to latest IFC design available in the sales office for the most accurate representation of all construction details.

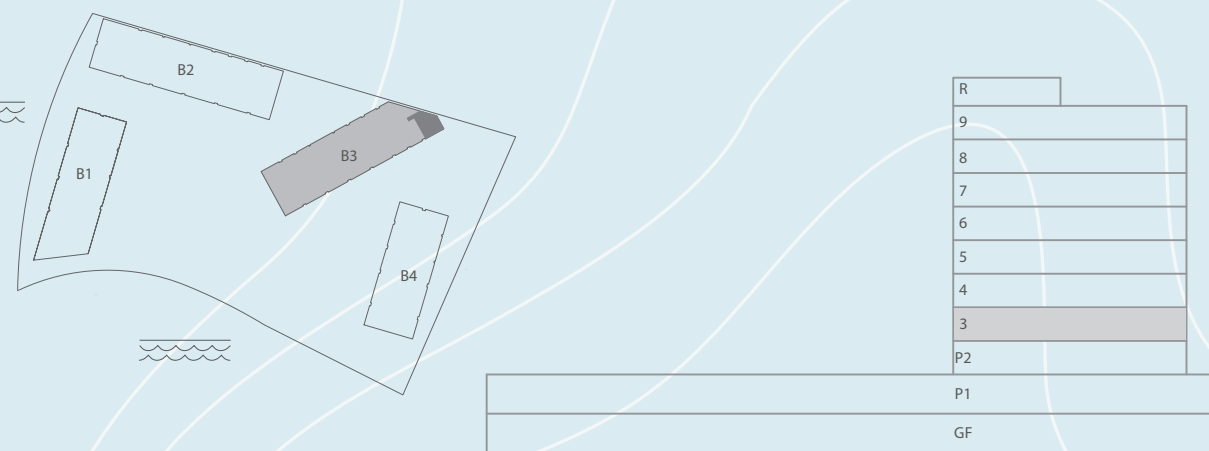
B3

1 BEDROOM
 LEVEL 03 UNIT 05

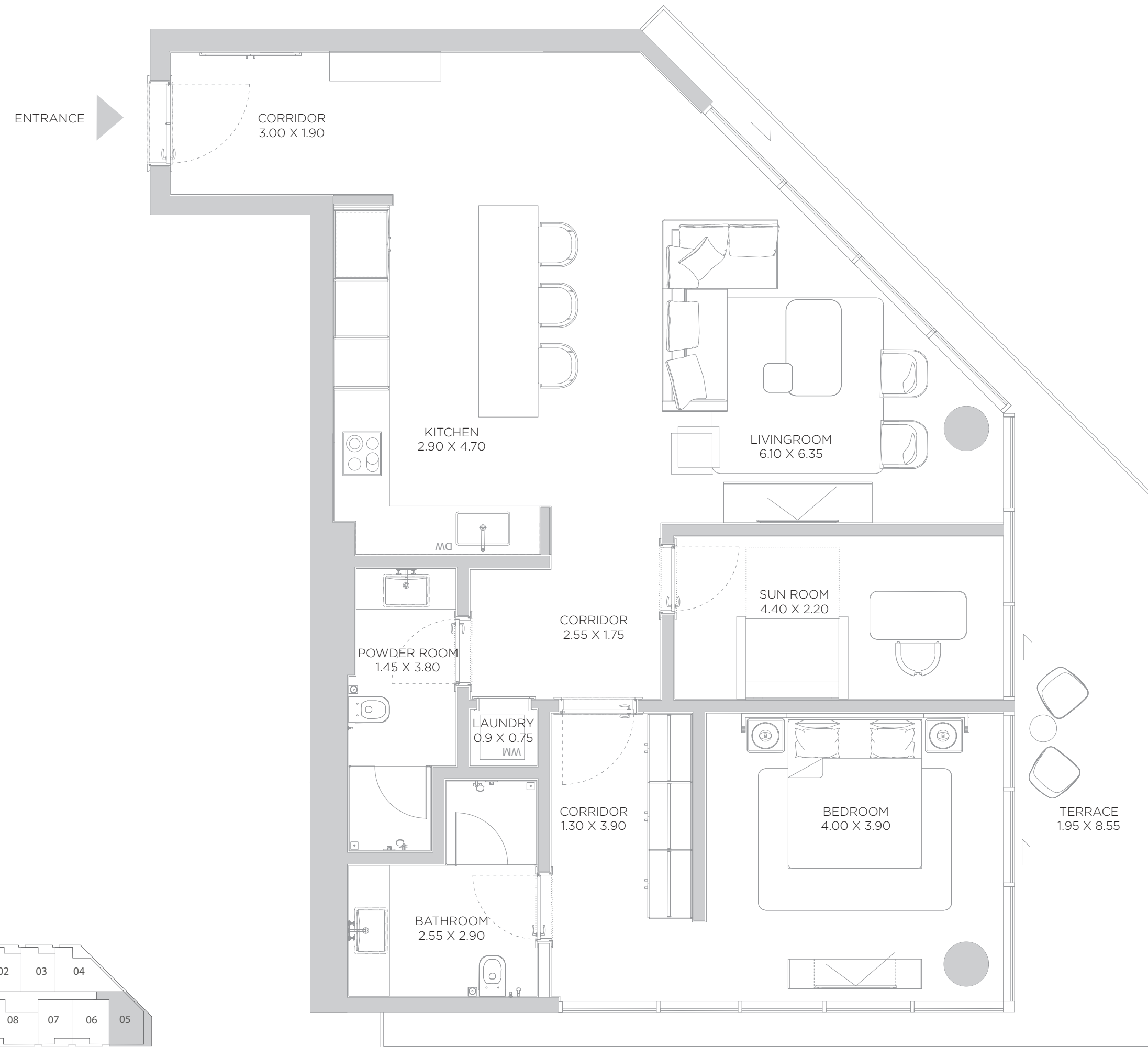
SUITE AREA	1,215	SQ.FT	112.84	SQ.M.
BALCONY AREA	262	SQ.FT	24.42	SQ.M.
TOTAL AREA	1,477	SQ.FT	137.26	SQ.M.

KEY PLAN

ELEVATION



THIRD FLOOR PLAN



DISCLAIMER: All measurements, dimensions, coordinates and drawings, given as the Floor Plans in the literature are approximate and provided only for the purpose of marketing, illustration, information and general guidance as such drawings are not to scale. All the rooms, sizes, locations, orientations, dimensions, fixtures, fittings, finishes and specifications (including materials for, placement, size of rooms, windows, doors, balcony, furniture's inbuilt wardrobe etc.) provided in the floor plans may vary as the same have been taken from concept designs prior to the actual development/construction and therefore their accuracy in relation to actual construction cannot be confirmed. Hence, we make no guarantee, warranty or representation as to the accuracy and completeness of the floor plan information as changes may be made during the development process, without notice. Always refer to latest IFC design available in the sales office for the most accurate representation of all construction details.

B3

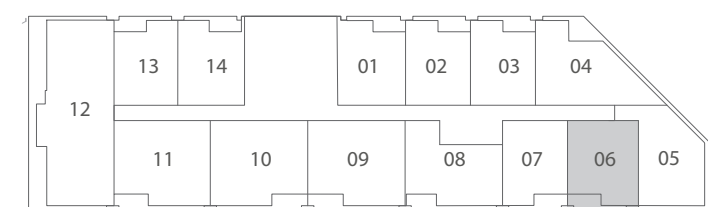
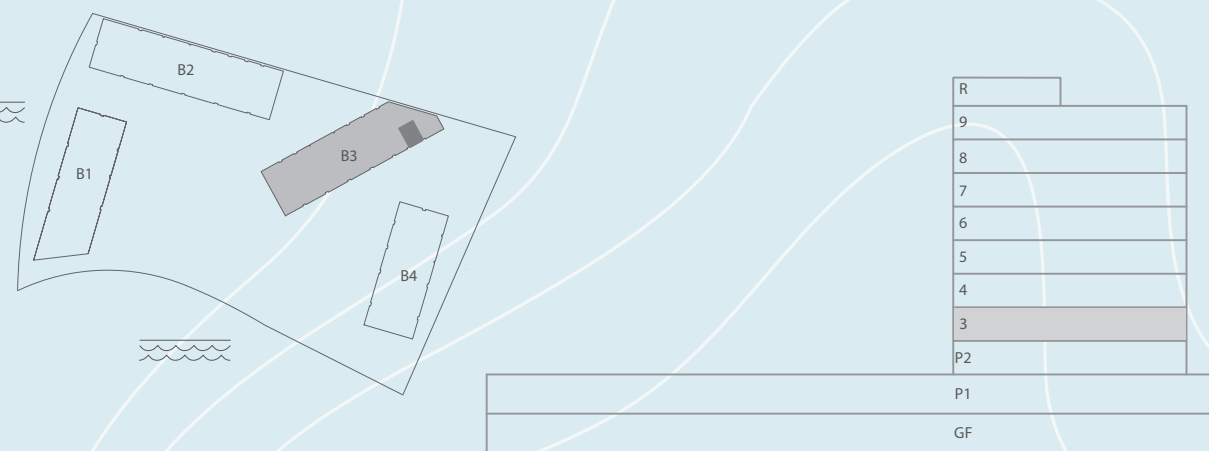
1 BEDROOM

LEVEL 03 UNIT 06

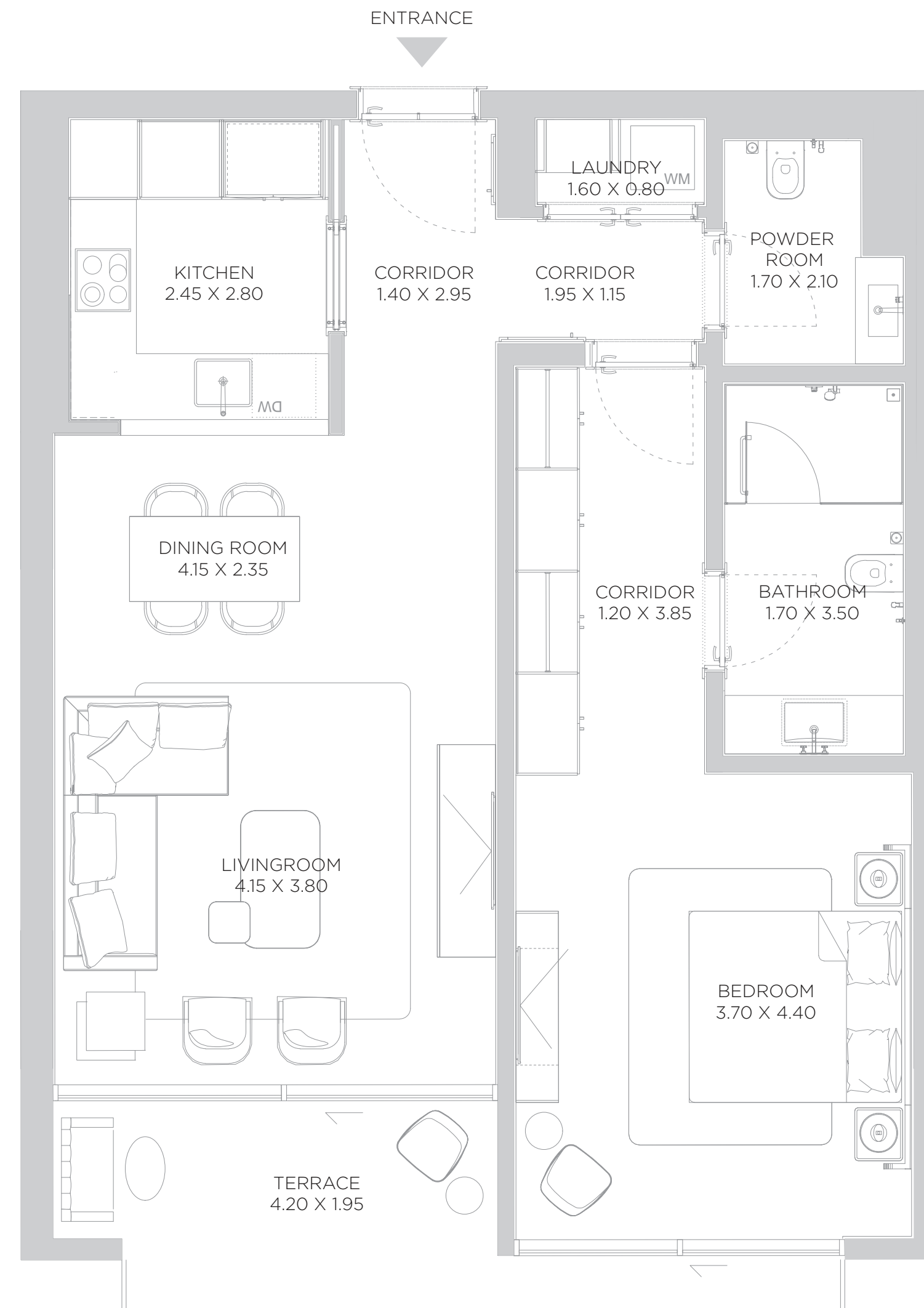
SUITE AREA	894	SQ.FT	83.03	SQ.M.
BALCONY AREA	108	SQ.FT	10.09	SQ.M.
TOTAL AREA	1,002	SQ.FT	93.12	SQ.M.

KEY PLAN

ELEVATION



THIRD FLOOR PLAN



DISCLAIMER: All measurements, dimensions, coordinates and drawings, given as the Floor Plans in the literature are approximate and provided only for the purpose of marketing, illustration, information and general guidance as such drawings are not to scale. All the rooms, sizes, locations, orientations, dimensions, fixtures, fittings, finishes and specifications (including materials for, placement, size of rooms, windows, doors, balcony, furniture's inbuilt wardrobe etc.) provided in the floor plans may vary as the same have been taken from concept designs prior to the actual development/construction and therefore their accuracy in relation to actual construction cannot be confirmed. Hence, we make no guarantee, warranty or representation as to the accuracy and completeness of the floor plan information as changes may be made during the development process, without notice. Always refer to latest IFC design available in the sales office for the most accurate representation of all construction details.

B3

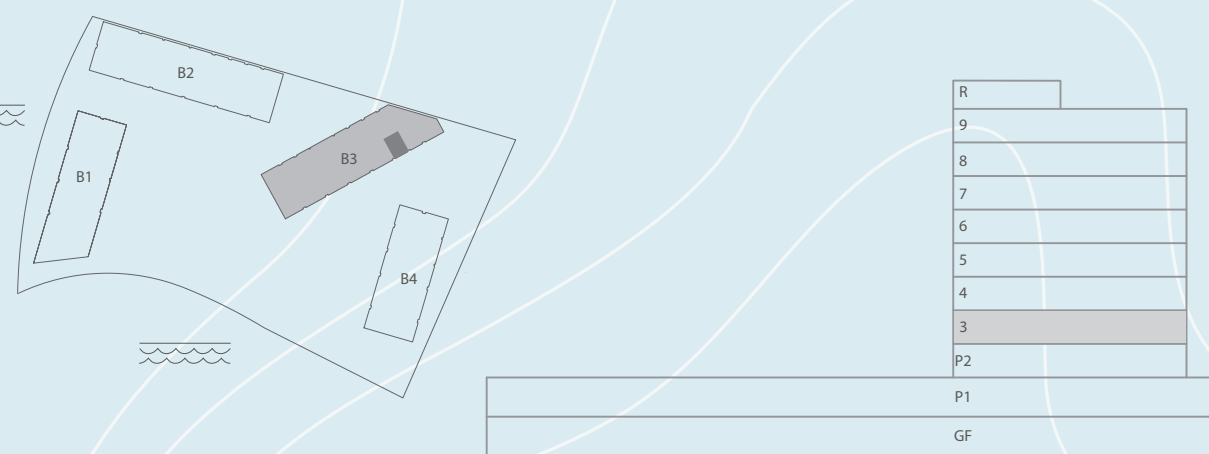
1 BEDROOM

LEVEL 03 UNIT 07

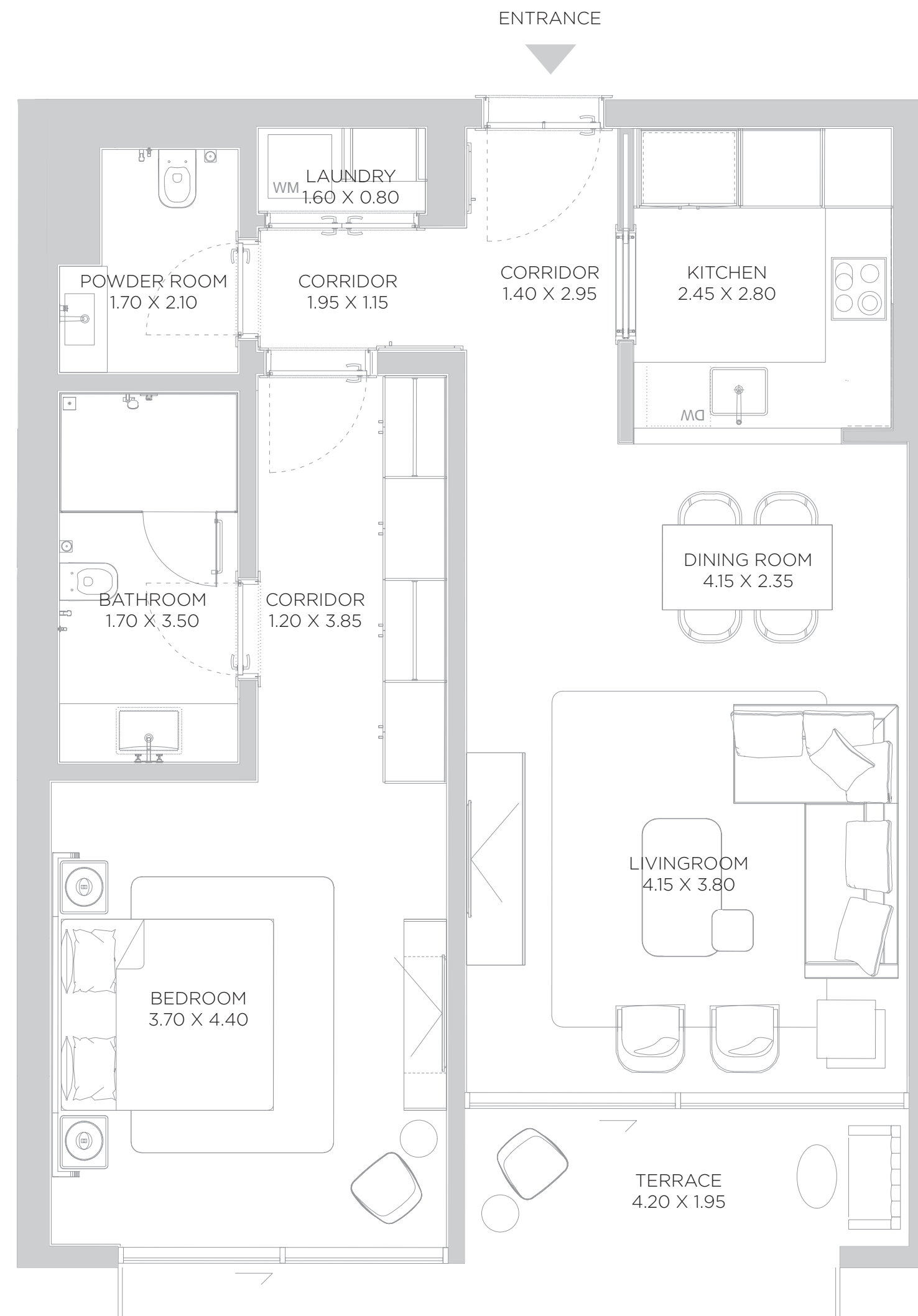
SUITE AREA	892	SQ.FT	82.90	SQ.M.
BALCONY AREA	109	SQ.FT	10.08	SQ.M.
TOTAL AREA	1,001	SQ.FT	92.98	SQ.M.

KEY PLAN

ELEVATION



THIRD FLOOR PLAN



B3

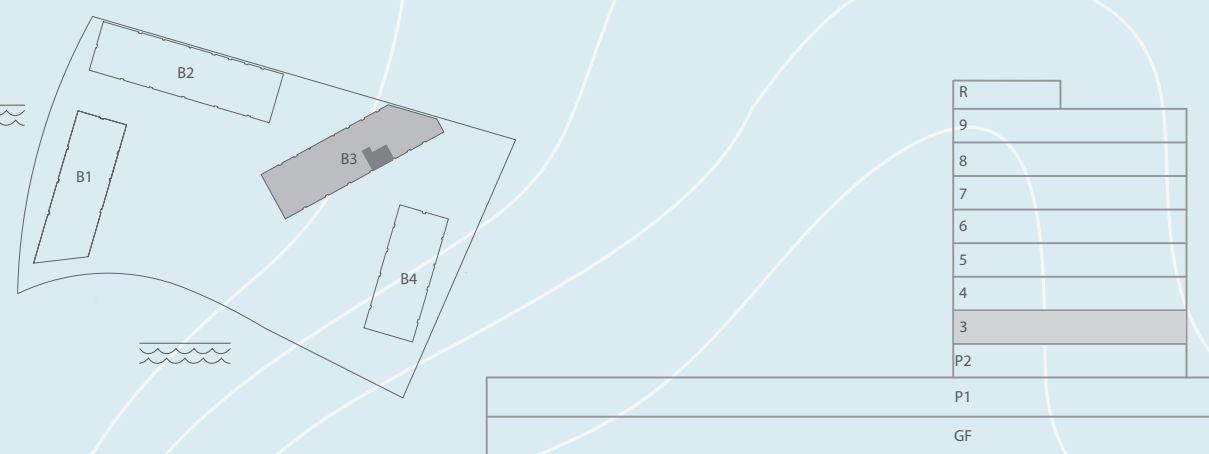
2 BEDROOM

LEVEL 03 UNIT 08

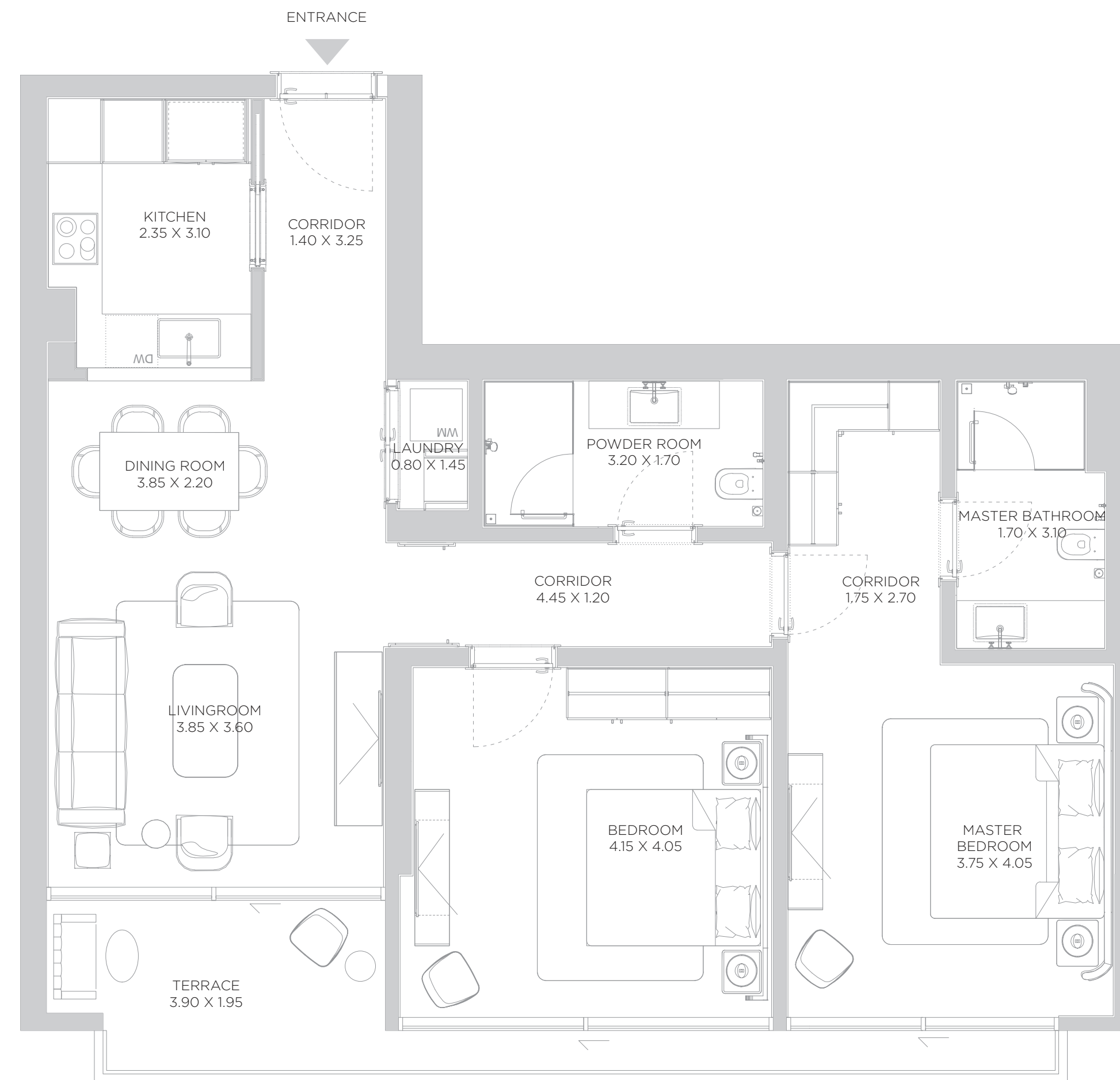
SUITE AREA	1,110	SQ.FT	103.13	SQ.M.
BALCONY AREA	126	SQ.FT	11.67	SQ.M.
TOTAL AREA	1,236	SQ.FT	114.80	SQ.M.

KEY PLAN

ELEVATION



THIRD FLOOR PLAN



DISCLAIMER: All measurements, dimensions, coordinates and drawings, given as the Floor Plans in the literature are approximate and provided only for the purpose of marketing, illustration, information and general guidance as such drawings are not to scale. All the rooms, sizes, locations, orientations, dimensions, fixtures, fittings, finishes and specifications (including materials for, placement, size of rooms, windows, doors, balcony, furniture's inbuilt wardrobe etc.) provided in the floor plans may vary as the same have been taken from concept designs prior the actual development/construction and therefore their accuracy in relation to actual construction cannot be confirmed. Hence, we make no guarantee, warranty or representation as to the accuracy and completeness of the floor plan information as changes may be made during the development process, without notice. Always refer to latest IFC design available in the sales office for the most accurate representation of all construction details.

B3

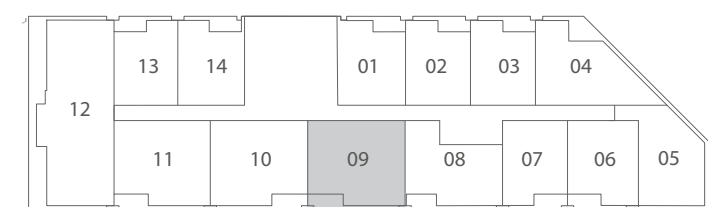
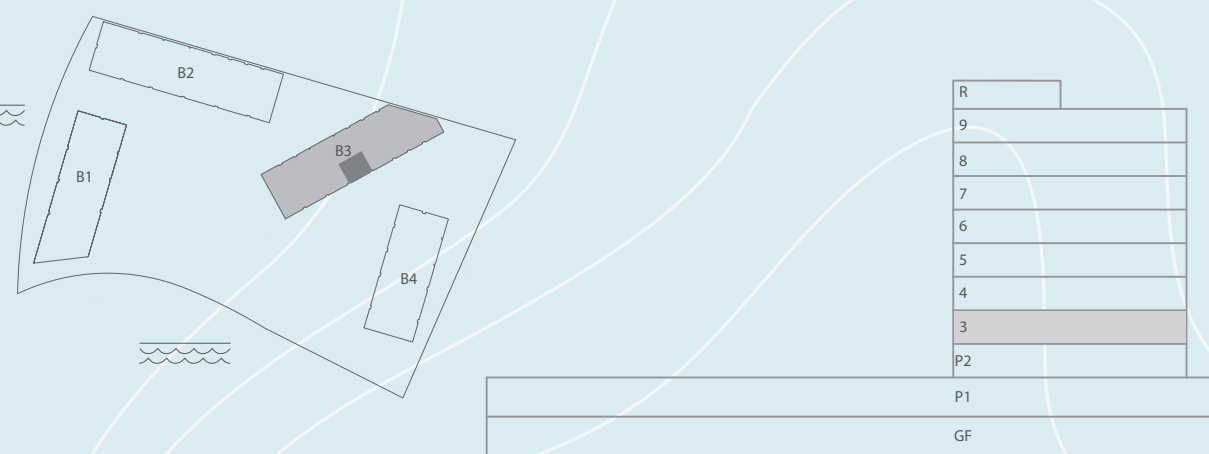
2 BEDROOM

LEVEL 03 UNIT 09

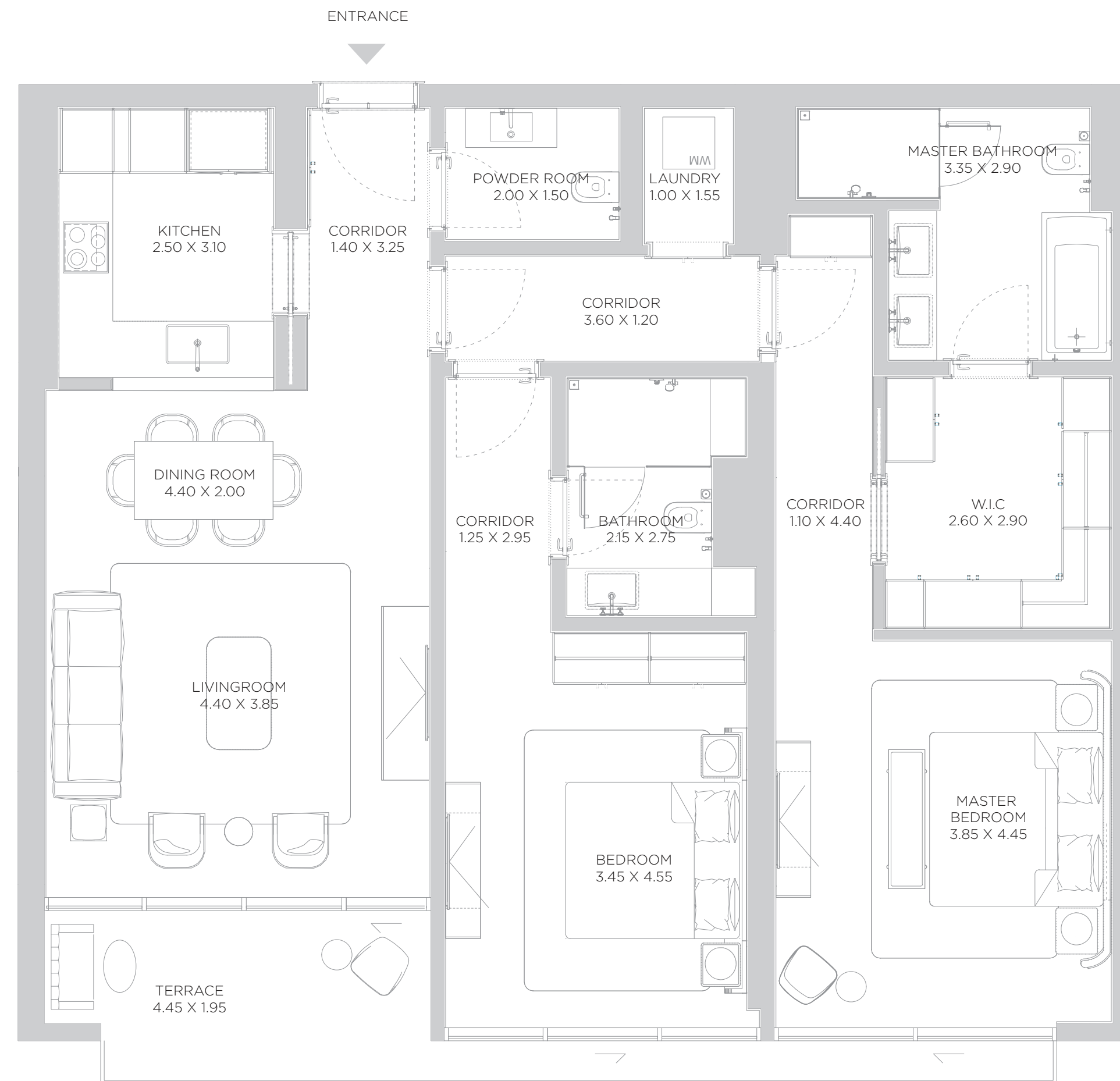
SUITE AREA	1,360	SQ.FT	126.35	SQ.M.
BALCONY AREA	134	SQ.FT	12.46	SQ.M.
TOTAL AREA	1,494	SQ.FT	138.81	SQ.M.

KEY PLAN

ELEVATION



THIRD FLOOR PLAN



DISCLAIMER: All measurements, dimensions, coordinates and drawings, given as the Floor Plans in the literature are approximate and provided only for the purpose of marketing, illustration, information and general guidance as such drawings are not to scale. All the rooms, sizes, locations, orientations, dimensions, fixtures, fittings, finishes and specifications (including materials for, placement, size of rooms, windows, doors, balcony, furniture's inbuilt wardrobe etc.) provided in the floor plans may vary as the same have been taken from concept designs prior the actual development/construction and therefore their accuracy in relation to actual construction cannot be confirmed. Hence, we make no guarantee, warranty or representation as to the accuracy and completeness of the floor plan information as changes may be made during the development process, without notice. Always refer to latest IFC design available in the sales office for the most accurate representation of all construction details.

B3

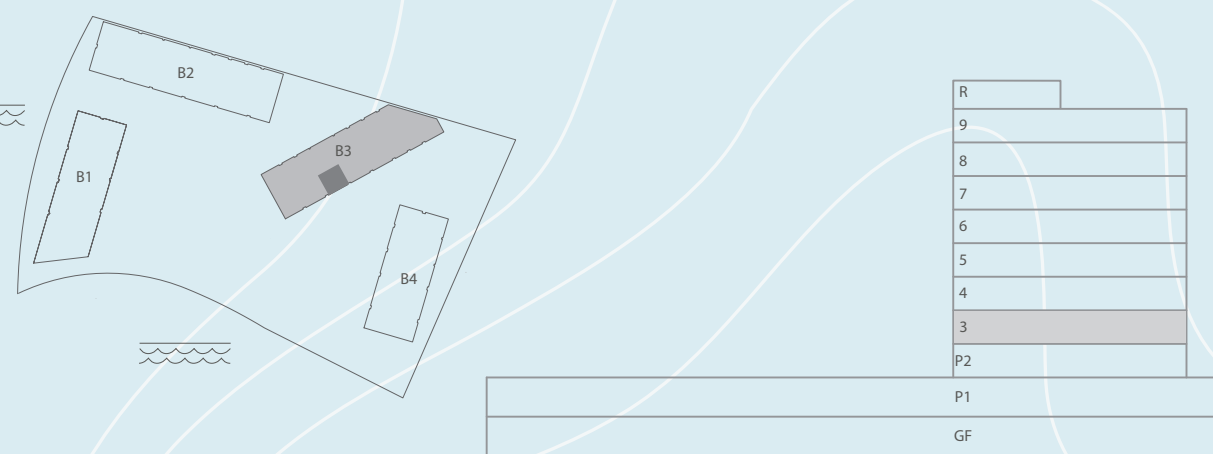
2 BEDROOM

LEVEL 03 UNIT 10

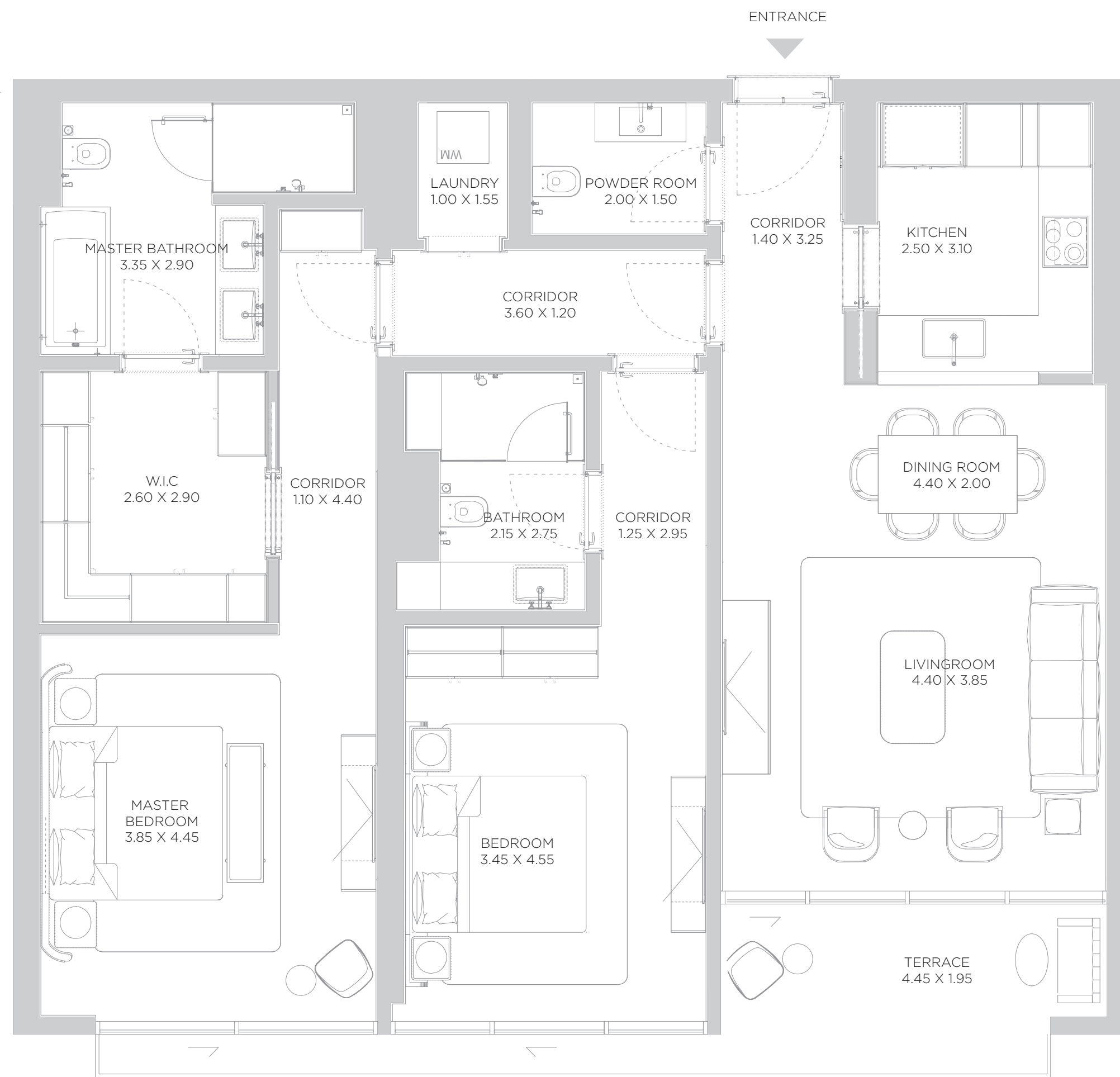
SUITE AREA	1,370	SQ.FT	127.26	SQ.M.
BALCONY AREA	136	SQ.FT	12.69	SQ.M.
TOTAL AREA	1,506	SQ.FT	139.95	SQ.M.

KEY PLAN

ELEVATION



THIRD FLOOR PLAN



DISCLAIMER: All measurements, dimensions, coordinates and drawings, given as the Floor Plans in the literature are approximate and provided only for the purpose of marketing, illustration, information and general guidance as such drawings are not to scale. All the rooms, sizes, locations, orientations, dimensions, fixtures, fittings, finishes and specifications (including materials for, placement, size of rooms, windows, doors, balcony, furniture's inbuilt wardrobe etc.) provided in the floor plans may vary as the same have been taken from concept designs prior to the actual development/construction and therefore their accuracy in relation to actual construction cannot be confirmed. Hence, we make no guarantee, warranty or representation as to the accuracy and completeness of the floor plan information as changes may be made during the development process, without notice. Always refer to latest IFC design available in the sales office for the most accurate representation of all construction details.

B3

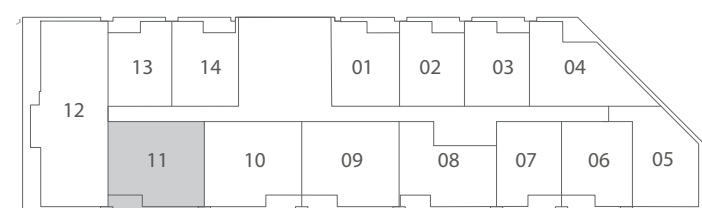
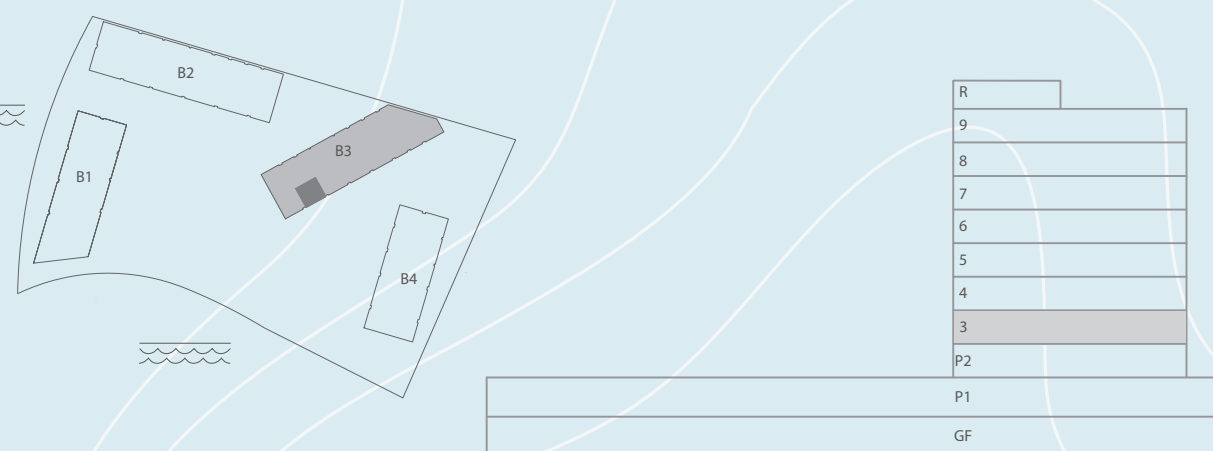
2 BEDROOM

LEVEL 03 UNIT 11

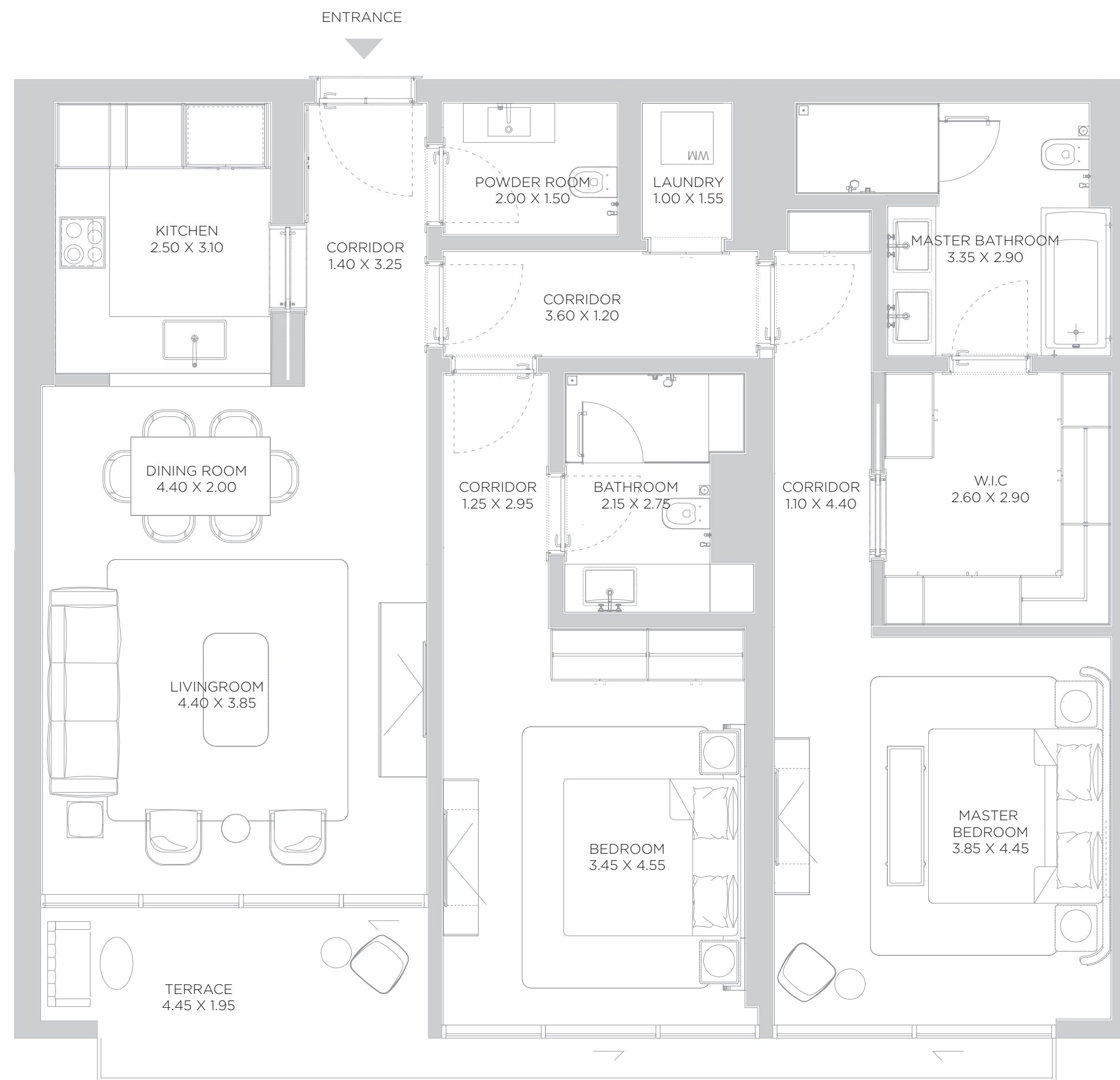
SUITE AREA	1,368	SQ.FT	127.07	SQ.M.
BALCONY AREA	136	SQ.FT	12.61	SQ.M.
TOTAL AREA	1,504	SQ.FT	139.68	SQ.M.

KEY PLAN

ELEVATION



THIRD FLOOR PLAN



DISCLAIMER: All measurements, dimensions, coordinates and drawings, given as the Floor Plans in the literature are approximate and provided only for the purpose of marketing, illustration, information and general guidance as such drawings are not to scale. All the rooms, sizes, locations, orientations, dimensions, fixtures, fittings, finishes and specifications (including materials for, placement, size of rooms, windows, doors, balcony, furniture's inbuilt wardrobe etc.) provided in the floor plans may vary as the same have been taken from concept designs prior the actual development/construction and therefore their accuracy in relation to actual construction cannot be confirmed. Hence, we make no guarantee, warranty or representation as to the accuracy and completeness of the floor plan information as changes may be made during the development process, without notice. Always refer to latest IFC design available in the sales office for the most accurate representation of all construction details.

B3

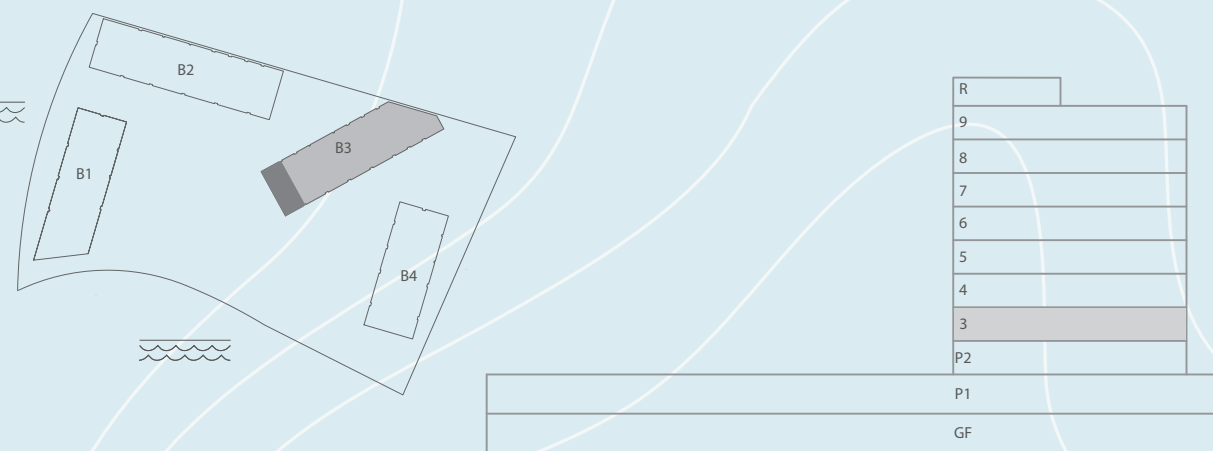
3 BEDROOM

LEVEL 03 UNIT 12

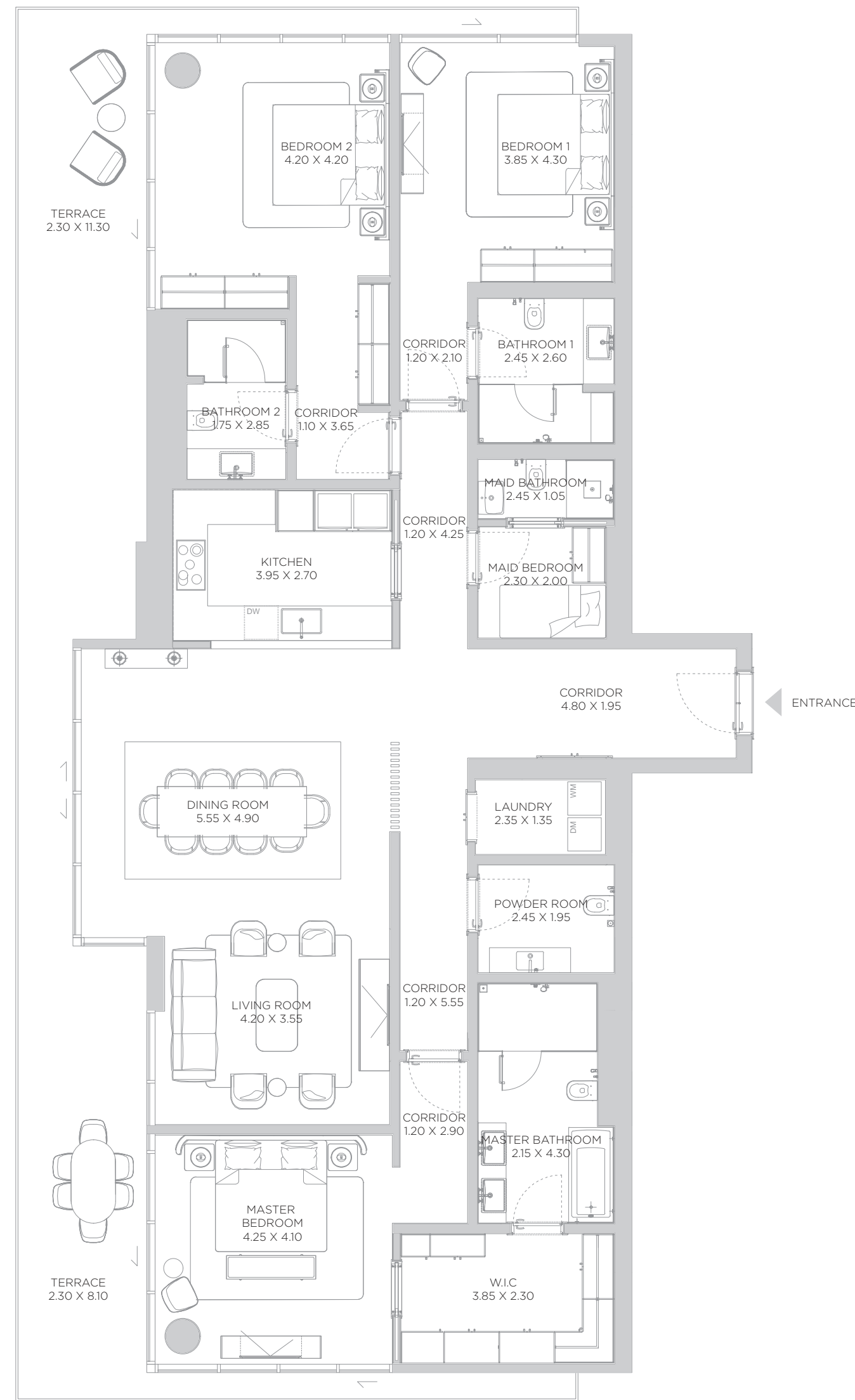
SUITE AREA	2,288	SQ.FT	212.59	SQ.M.
BALCONY AREA	653	SQ.FT	60.61	SQ.M.
TOTAL AREA	2,941	SQ.FT	273.20	SQ.M.

KEY PLAN

ELEVATION



THIRD FLOOR PLAN



DISCLAIMER: All measurements, dimensions, coordinates and drawings, given as the Floor Plans in the literature are approximate and provided only for the purpose of marketing, illustration, information and general guidance as such drawings are not to scale. All the rooms, sizes, locations, orientations, dimensions, fixtures, fittings, finishes and specifications (including materials for, placement, size of rooms, windows, doors, balcony, furniture's inbuilt wardrobe etc.) provided in the floor plans may vary as the same have been taken from concept designs prior to the actual development/construction and therefore their accuracy in relation to actual construction cannot be confirmed. Hence, we make no guarantee, warranty or representation as to the accuracy and completeness of the floor plan information as changes may be made during the development process, without notice. Always refer to latest IFC design available in the sales office for the most accurate representation of all construction details.

B3

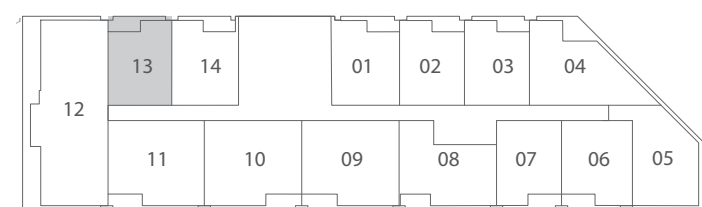
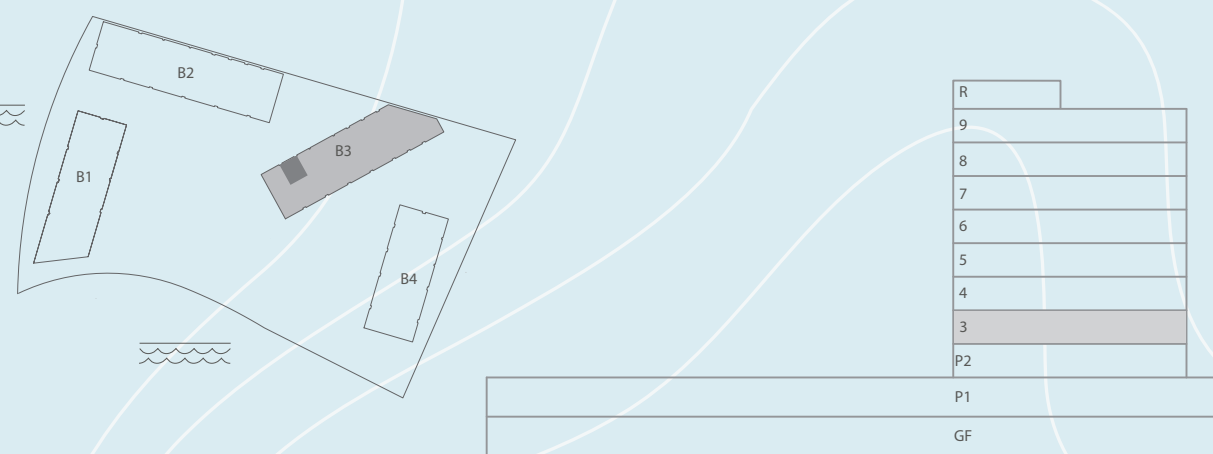
1 BEDROOM

LEVEL 03 UNIT 13

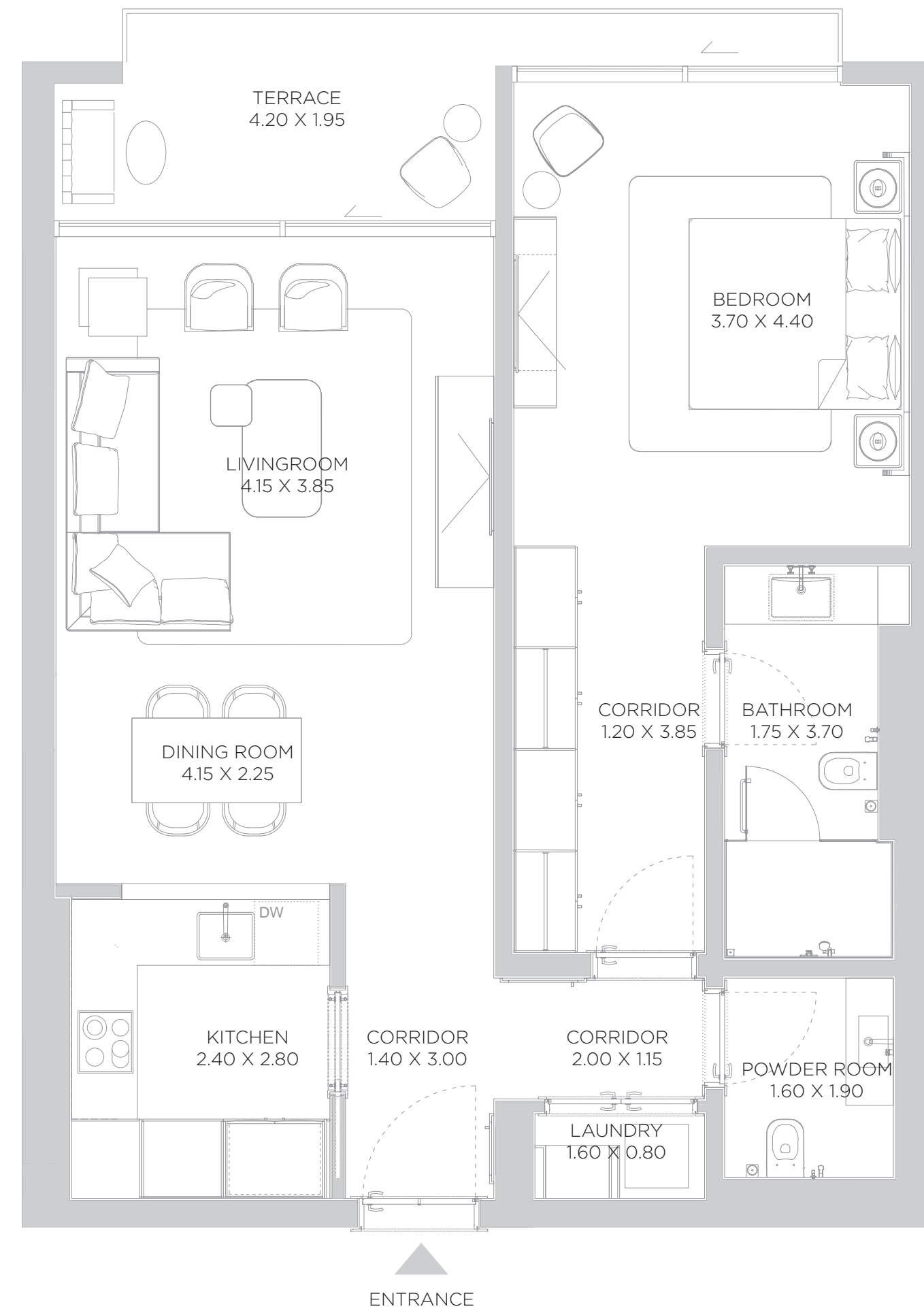
SUITE AREA	889	SQ.FT	82.57	SQ.M.
BALCONY AREA	108	SQ.FT	10.09	SQ.M.
TOTAL AREA	997	SQ.FT	92.66	SQ.M.

KEY PLAN

ELEVATION



THIRD FLOOR PLAN



DISCLAIMER: All measurements, dimensions, coordinates and drawings, given as the Floor Plans in the literature are approximate and provided only for the purpose of marketing, illustration, information and general guidance as such drawings are not to scale. All the rooms, sizes, locations, orientations, dimensions, fixtures, fittings, finishes and specifications (including materials for, placement, size of rooms, windows, doors, balcony, furniture's inbuilt wardrobe etc.) provided in the floor plans may vary as the same have been taken from concept designs prior the actual development/construction and therefore their accuracy in relation to actual construction cannot be confirmed. Hence, we make no guarantee, warranty or representation as to the accuracy and completeness of the floor plan information as changes may be made during the development process, without notice. Always refer to latest IFC design available in the sales office for the most accurate representation of all construction details.

B3

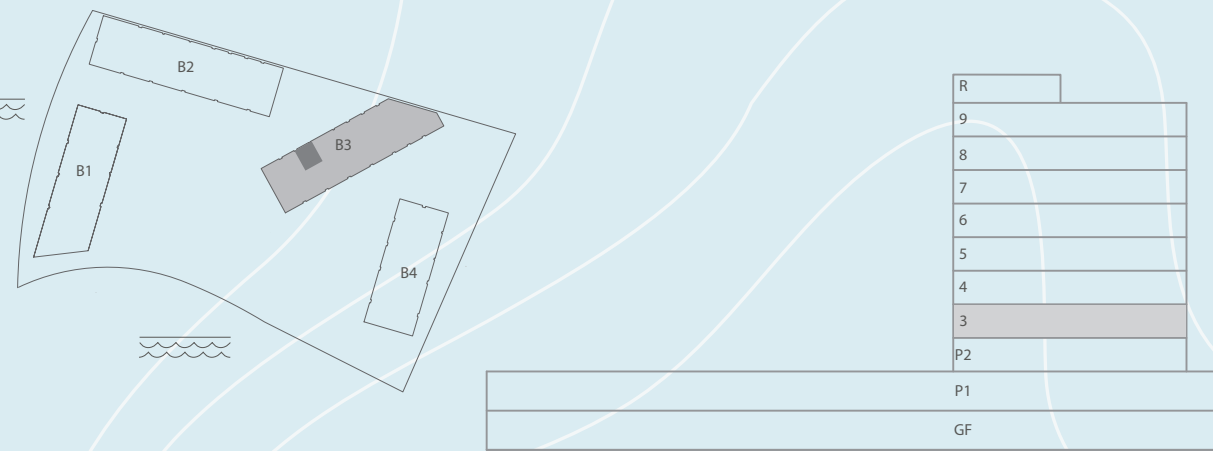
1 BEDROOM

LEVEL 03 UNIT 14

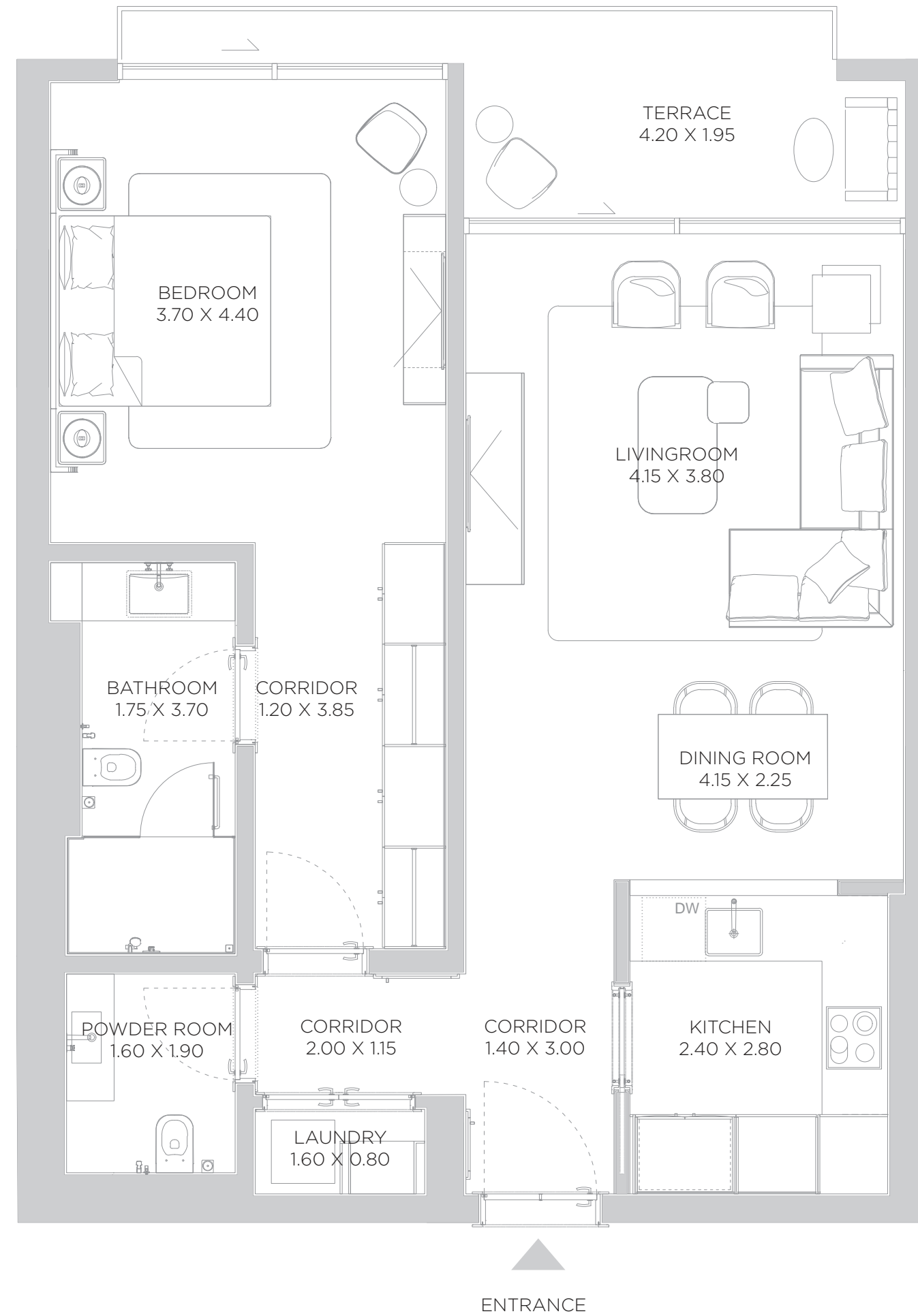
SUITE AREA	889	SQ.FT	82.57	SQ.M.
BALCONY AREA	109	SQ.FT	10.15	SQ.M.
TOTAL AREA	998	SQ.FT	92.72	SQ.M.

KEY PLAN

ELEVATION



THIRD FLOOR PLAN



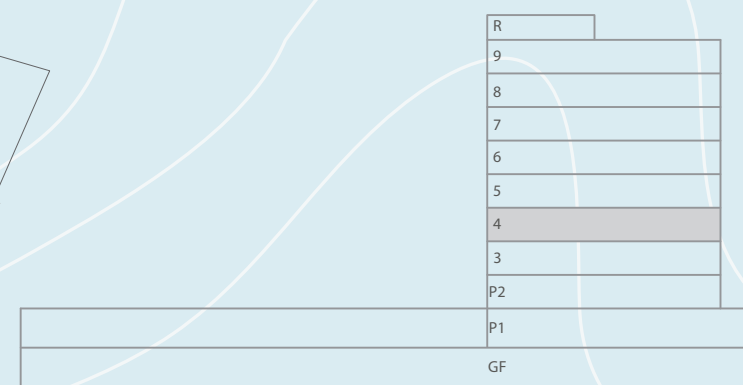
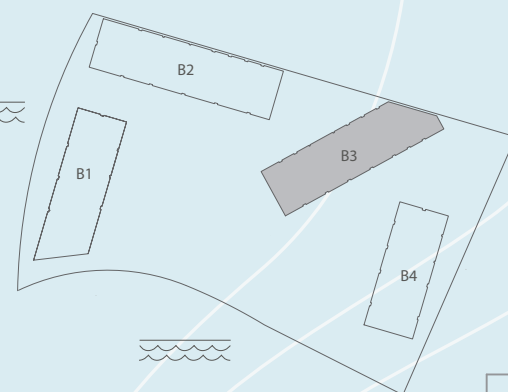
DISCLAIMER: All measurements, dimensions, coordinates and drawings, given as the Floor Plans in the literature are approximate and provided only for the purpose of marketing, illustration, information and general guidance as such drawings are not to scale. All the rooms, sizes, locations, orientations, dimensions, fixtures, fittings, finishes and specifications (including materials for, placement, size of rooms, windows, doors, balcony, furniture's inbuilt wardrobe etc.) provided in the floor plans may vary as the same have been taken from concept designs prior the actual development/construction and therefore their accuracy in relation to actual construction cannot be confirmed. Hence, we make no guarantee, warranty or representation as to the accuracy and completeness of the floor plan information as changes may be made during the development process, without notice. Always refer to latest IFC design available in the sales office for the most accurate representation of all construction details.

BEACH RESIDENCES DUBAI ISLANDS

B3 LEVEL 04

KEY PLAN

ELEVATION



DISCLAIMER: All measurements, dimensions, coordinates and drawings, given as the Floor Plans in the literature are approximate and provided only for the purpose of marketing, illustration, information and general guidance as such drawings are not to scale. All the rooms, sizes, locations, orientations, dimensions, fixtures, fittings, finishes and specifications (including materials for, placement, size of rooms, windows, doors, balcony, furniture's inbuilt wardrobe etc.) provided in the floor plans may vary as the same have been taken from concept designs prior the actual development/construction and therefore their accuracy in relation to actual construction cannot be confirmed. Hence, we make no guarantee, warranty or representation as to the accuracy and completeness of the floor plan information as changes may be made during the development process, without notice. Always refer to latest IFC design available in the sales office for the most accurate representation of all construction details.

B3

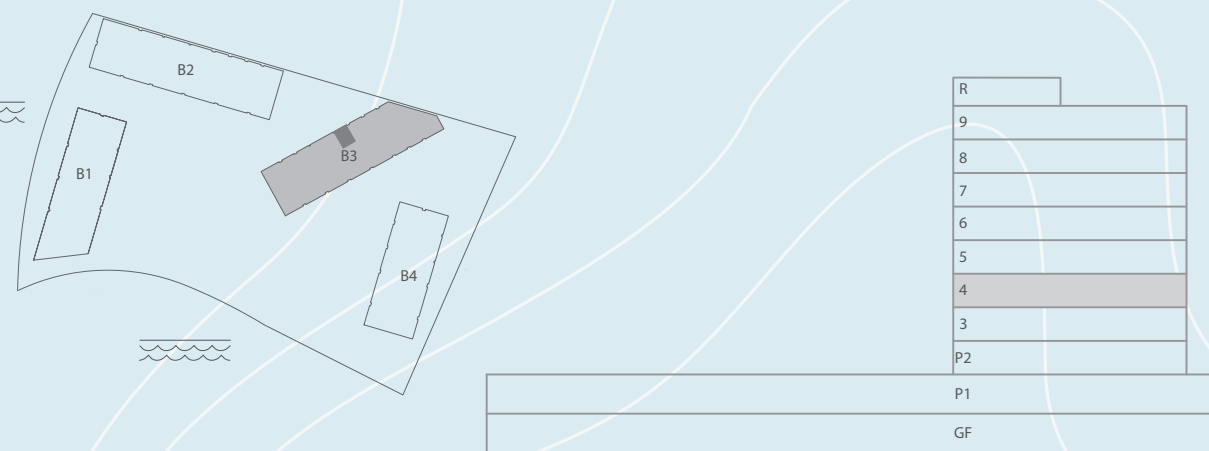
1 BEDROOM

LEVEL 04 UNIT 01

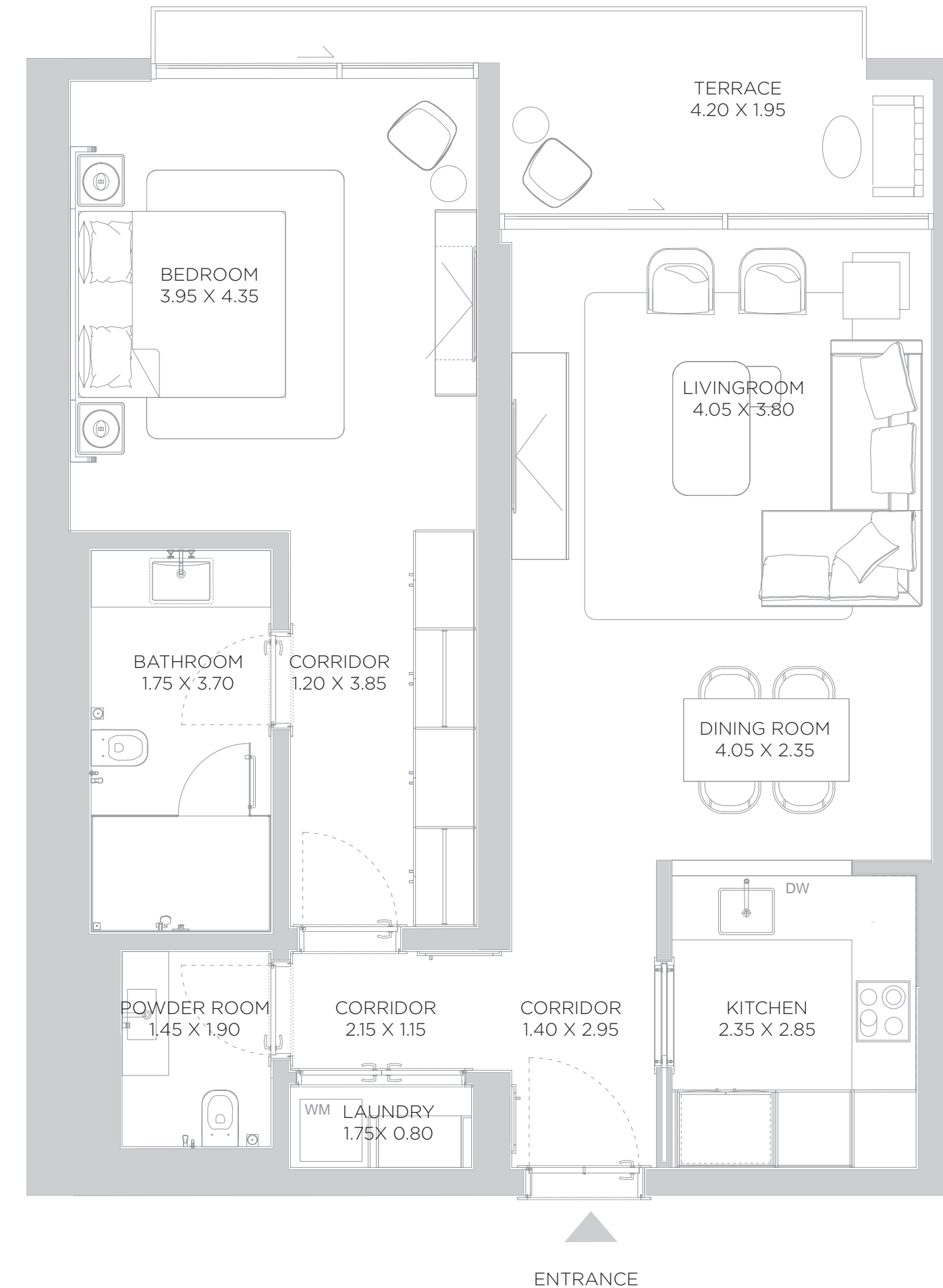
SUITE AREA	926	SQ.FT	86.04	SQ.M.
BALCONY AREA	110	SQ.FT	10.25	SQ.M.
TOTAL AREA	1,036	SQ.FT	96.29	SQ.M.

KEY PLAN

ELEVATION



FOURTH FLOOR PLAN



DISCLAIMER: All measurements, dimensions, coordinates and drawings, given as the Floor Plans in the literature are approximate and provided only for the purpose of marketing, illustration, information and general guidance as such drawings are not to scale. All the rooms, sizes, locations, orientations, dimensions, fixtures, fittings, finishes and specifications (including materials for, placement, size of rooms, windows, doors, balcony, furniture's inbuilt wardrobe etc.) provided in the floor plans may vary as the same have been taken from concept designs prior the actual development/construction and therefore their accuracy in relation to actual construction cannot be confirmed. Hence, we make no guarantee, warranty or representation as to the accuracy and completeness of the floor plan information as changes may be made during the development process, without notice. Always refer to latest IFC design available in the sales office for the most accurate representation of all construction details.

B3

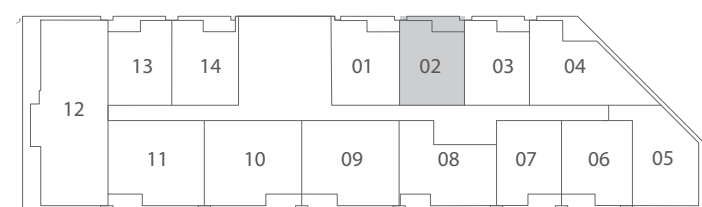
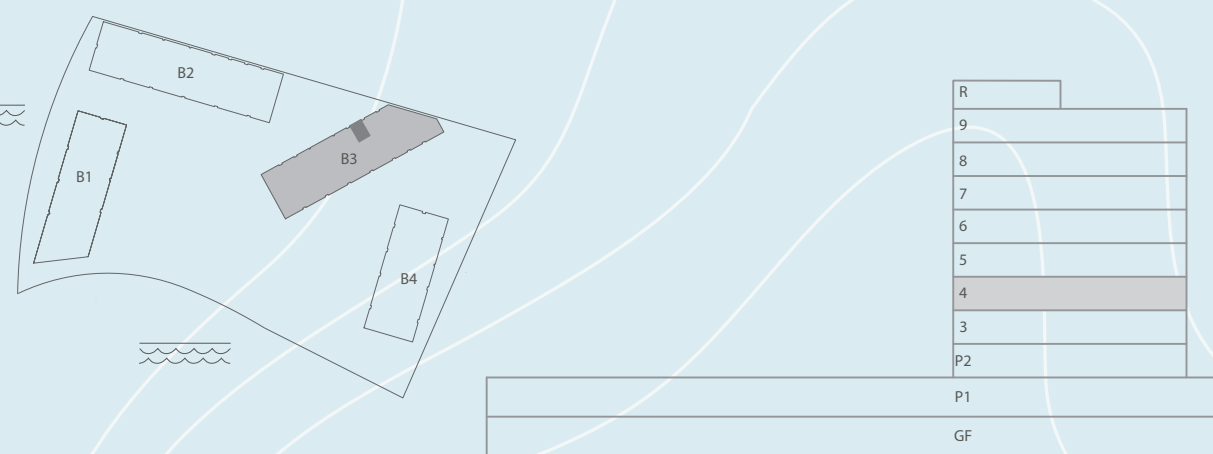
1 BEDROOM

LEVEL 04 UNIT 02

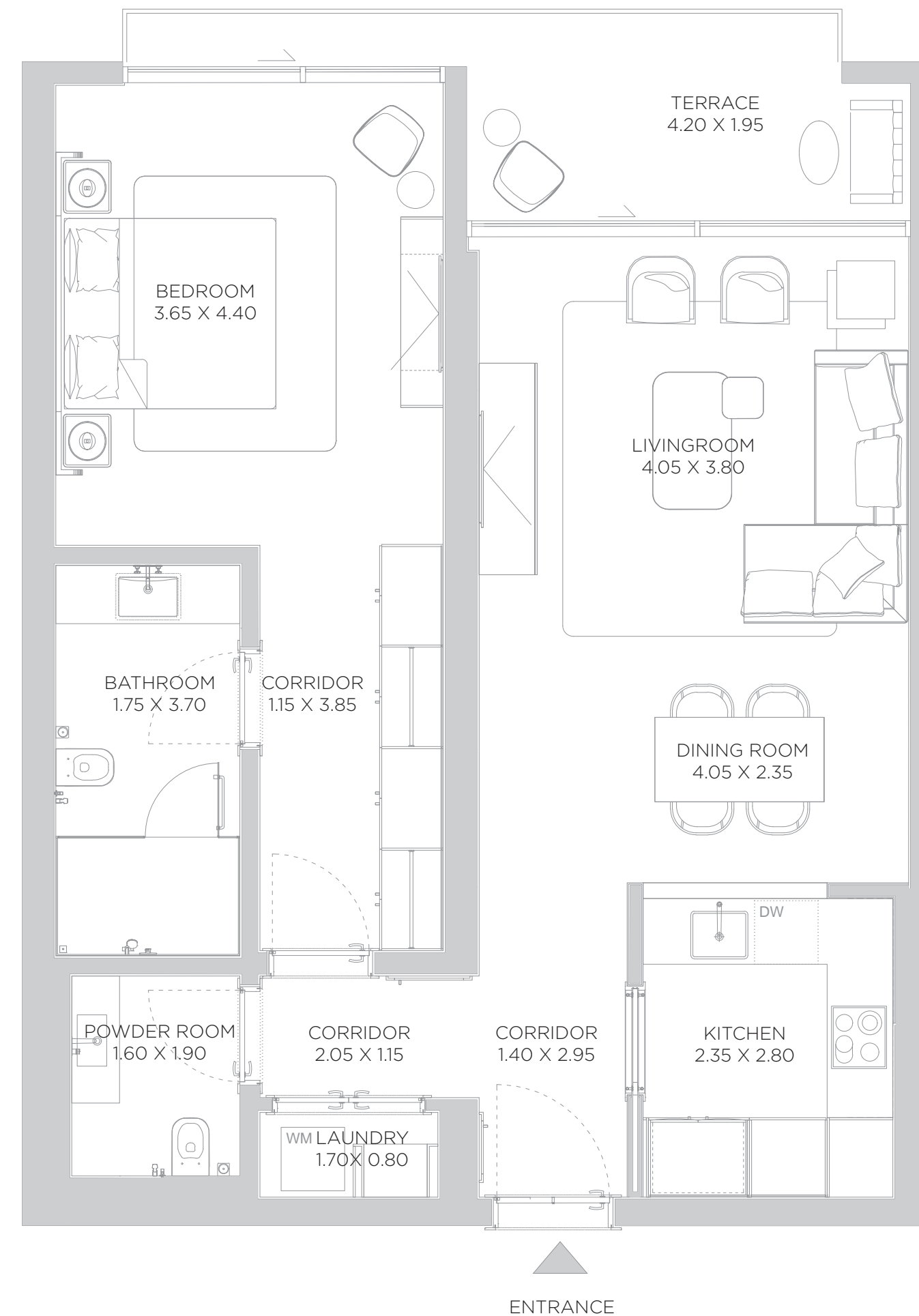
SUITE AREA	894	SQ.FT	83.06	SQ.M.
BALCONY AREA	110	SQ.FT	10.18	SQ.M.
TOTAL AREA	1,004	SQ.FT	93.24	SQ.M.

KEY PLAN

ELEVATION



FOURTH FLOOR PLAN



DISCLAIMER: All measurements, dimensions, coordinates and drawings, given as the Floor Plans in the literature are approximate and provided only for the purpose of marketing, illustration, information and general guidance as such drawings are not to scale. All the rooms, sizes, locations, orientations, dimensions, fixtures, fittings, finishes and specifications (including materials for, placement, size of rooms, windows, doors, balcony, furniture's inbuilt wardrobe etc.) provided in the floor plans may vary as the same have been taken from concept designs prior the actual development/construction and therefore their accuracy in relation to actual construction cannot be confirmed. Hence, we make no guarantee, warranty or representation as to the accuracy and completeness of the floor plan information as changes may be made during the development process, without notice. Always refer to latest IFC design available in the sales office for the most accurate representation of all construction details.

B3

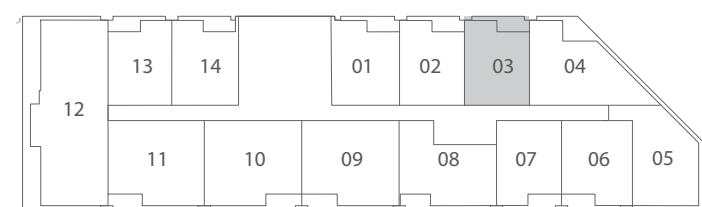
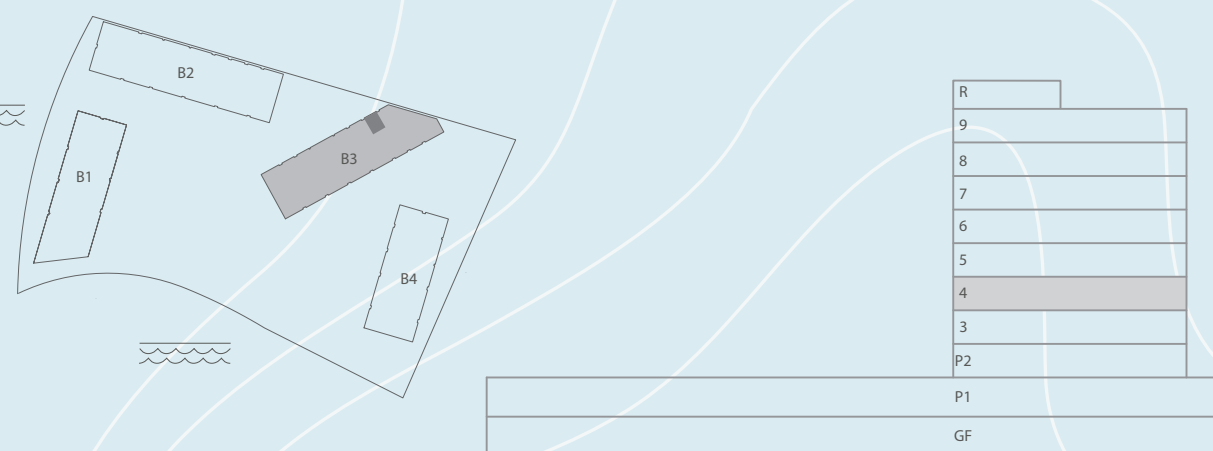
1 BEDROOM

LEVEL 04 UNIT 03

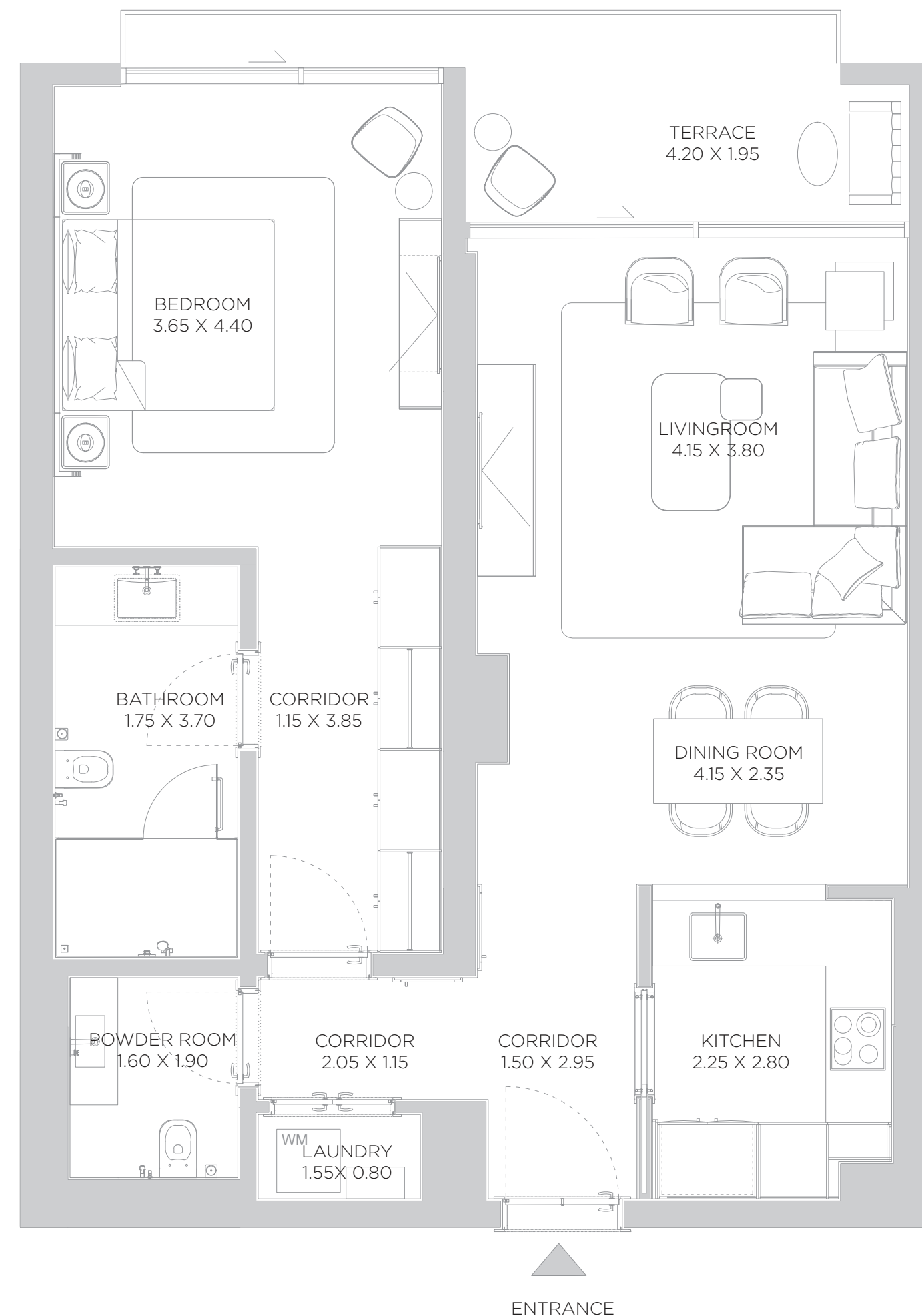
SUITE AREA	880	SQ.FT	81.76	SQ.M.
BALCONY AREA	110	SQ.FT	10.17	SQ.M.
TOTAL AREA	990	SQ.FT	91.93	SQ.M.

KEY PLAN

ELEVATION



FOURTH FLOOR PLAN



DISCLAIMER: All measurements, dimensions, coordinates and drawings, given as the Floor Plans in the literature are approximate and provided only for the purpose of marketing, illustration, information and general guidance as such drawings are not to scale. All the rooms, sizes, locations, orientations, dimensions, fixtures, fittings, finishes and specifications (including materials for, placement, size of rooms, windows, doors, balcony, furniture's inbuilt wardrobe etc.) provided in the floor plans may vary as the same have been taken from concept designs prior the actual development/construction and therefore their accuracy in relation to actual construction cannot be confirmed. Hence, we make no guarantee, warranty or representation as to the accuracy and completeness of the floor plan information as changes may be made during the development process, without notice. Always refer to latest IFC design available in the sales office for the most accurate representation of all construction details.

B3

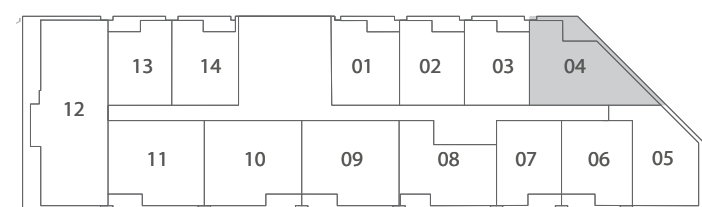
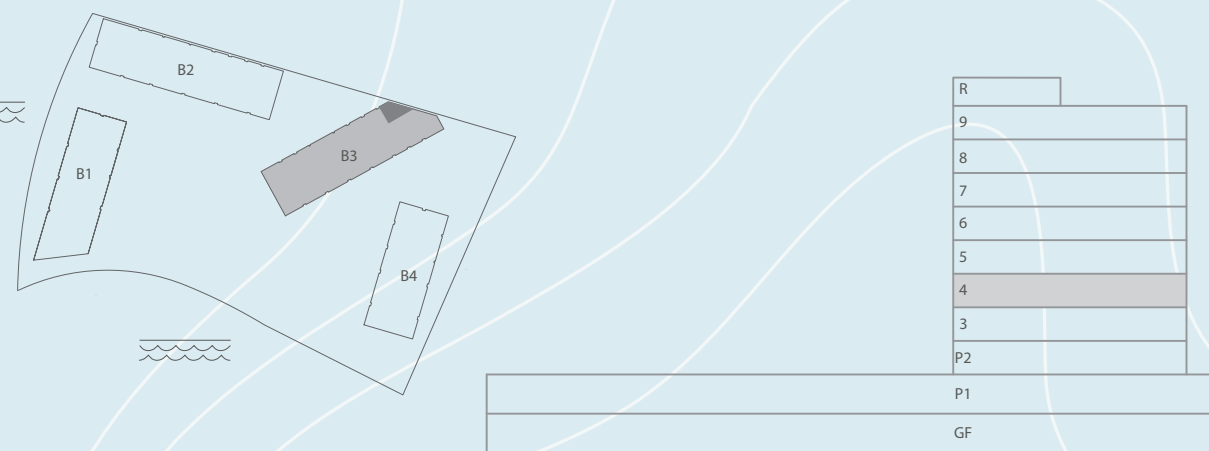
1 BEDROOM

LEVEL 04 UNIT 04

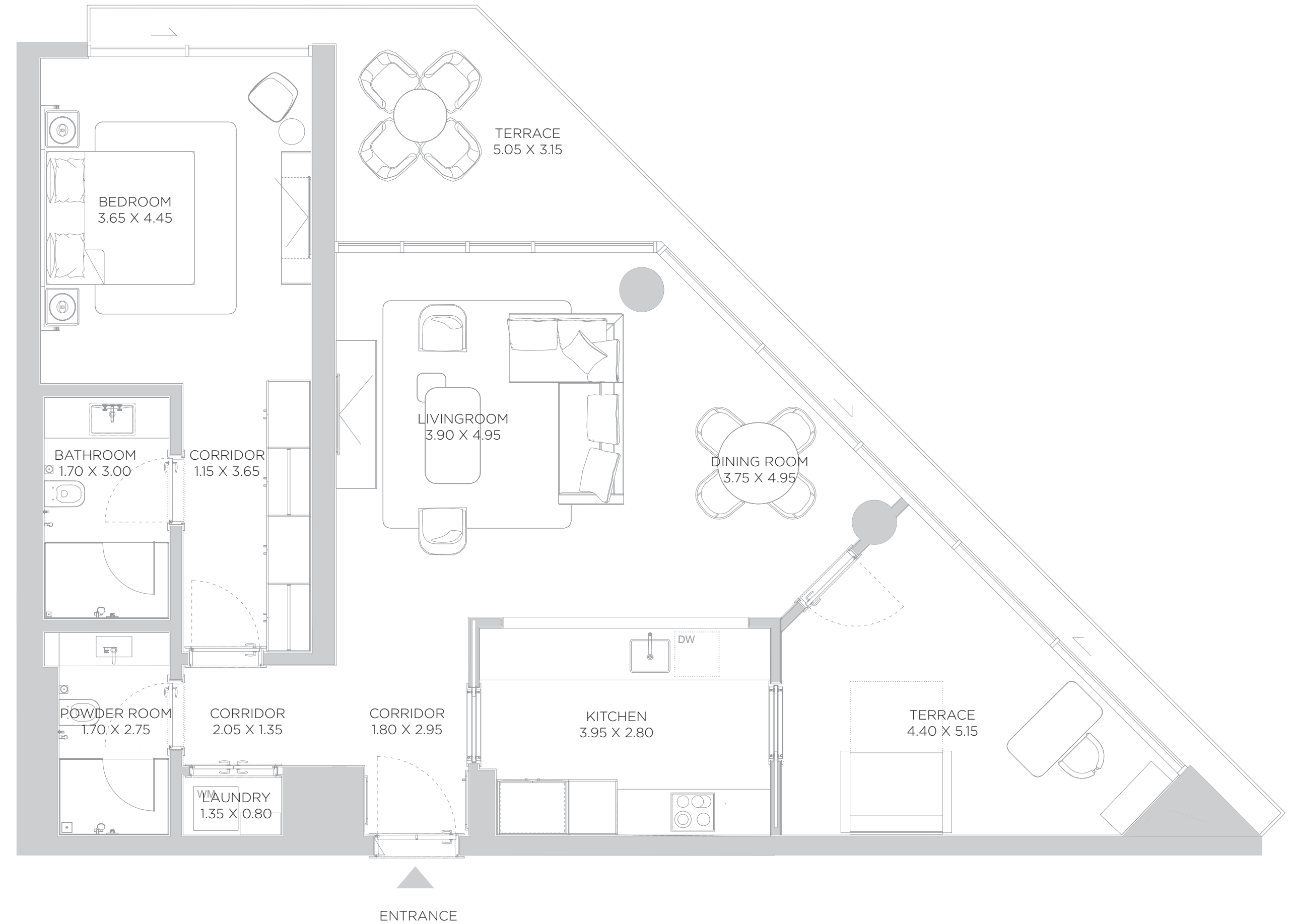
SUITE AREA	1,199	SQ.FT	111.36	SQ.M.
BALCONY AREA	206	SQ.FT	19.13	SQ.M.
TOTAL AREA	1,405	SQ.FT	130.49	SQ.M.

KEY PLAN

ELEVATION



FOURTH FLOOR PLAN



DISCLAIMER: All measurements, dimensions, coordinates and drawings, given as the Floor Plans in the literature are approximate and provided only for the purpose of marketing, illustration, information and general guidance as such drawings are not to scale. All the rooms, sizes, locations, orientations, dimensions, fixtures, fittings, finishes and specifications (including materials for, placement, size of rooms, windows, doors, balcony, furniture's inbuilt wardrobe etc.) provided in the floor plans may vary as the same have been taken from concept designs prior the actual development/construction and therefore their accuracy in relation to actual construction cannot be confirmed. Hence, we make no guarantee, warranty or representation as to the accuracy and completeness of the floor plan information as changes may be made during the development process, without notice. Always refer to latest IFC design available in the sales office for the most accurate representation of all construction details.

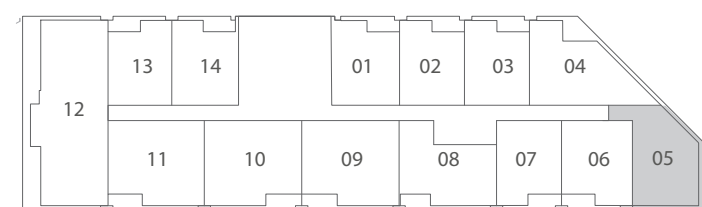
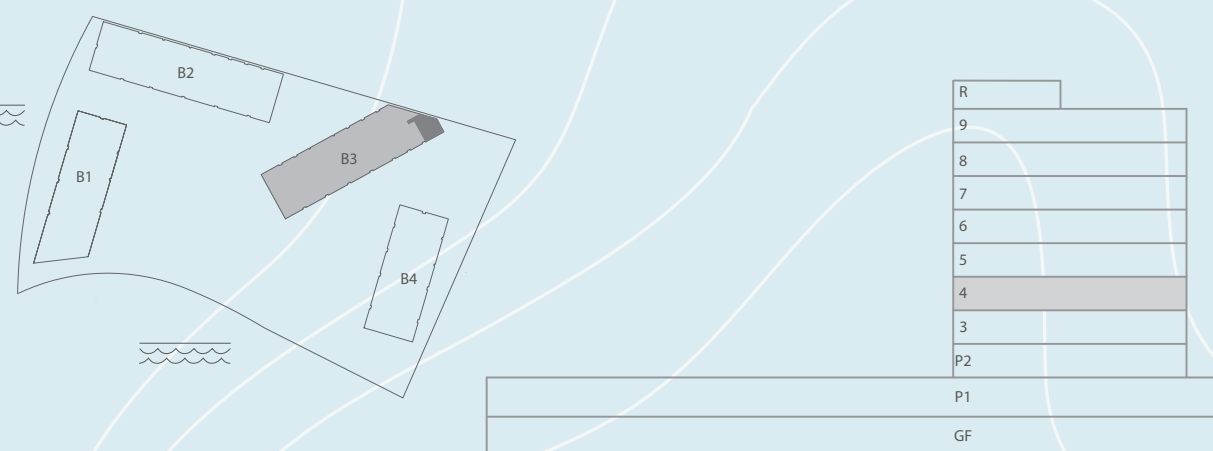
B3

1 BEDROOM
 LEVEL 04 UNIT 05

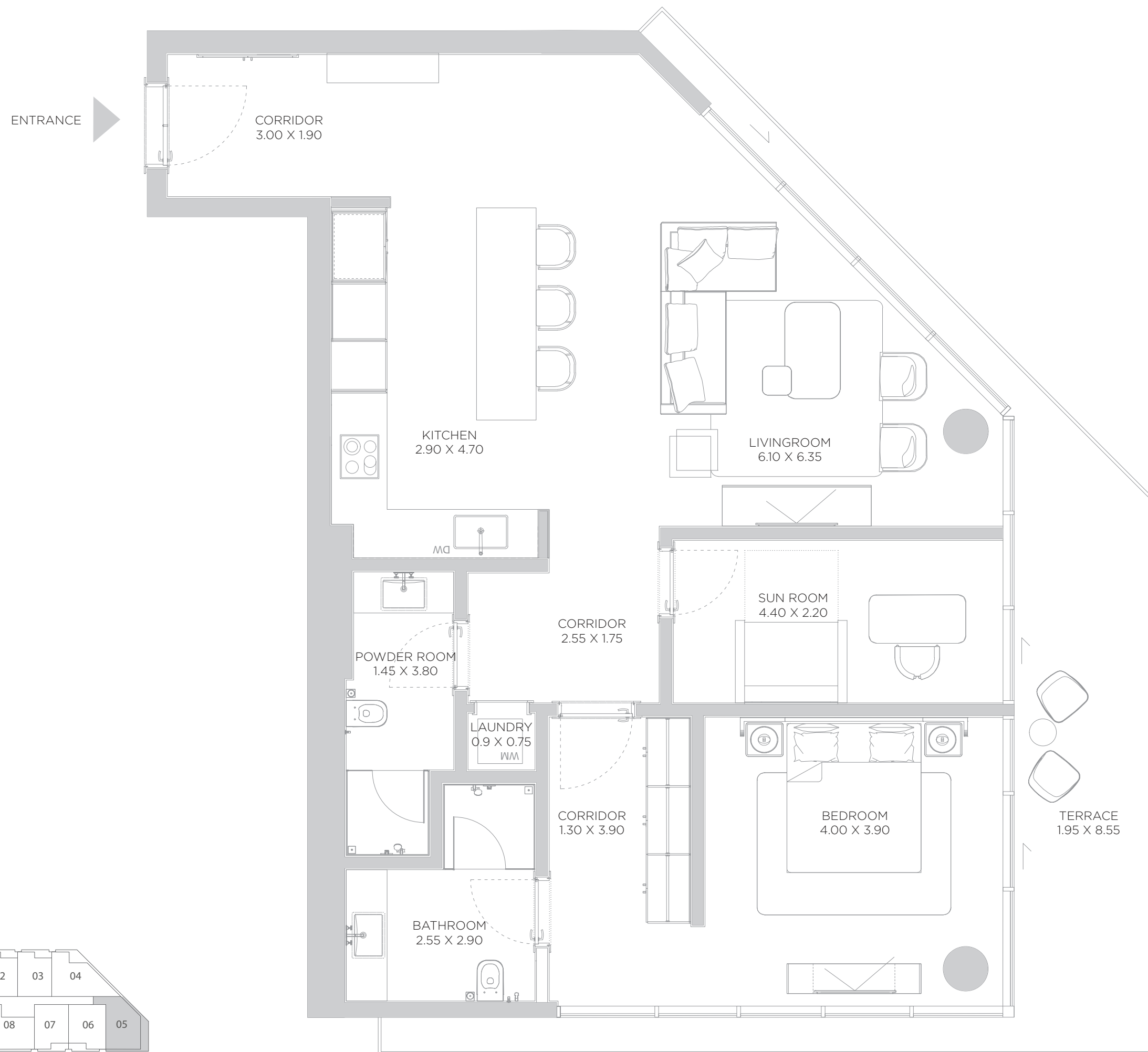
SUITE AREA	1,215	SQ.FT	112.84	SQ.M.
BALCONY AREA	262	SQ.FT	24.42	SQ.M.
TOTAL AREA	1,477	SQ.FT	137.26	SQ.M.

KEY PLAN

ELEVATION



FOURTH FLOOR PLAN



DISCLAIMER: All measurements, dimensions, coordinates and drawings, given as the Floor Plans in the literature are approximate and provided only for the purpose of marketing, illustration, information and general guidance as such drawings are not to scale. All the rooms, sizes, locations, orientations, dimensions, fixtures, fittings, finishes and specifications (including materials for, placement, size of rooms, windows, doors, balcony, furniture's inbuilt wardrobe etc.) provided in the floor plans may vary as the same have been taken from concept designs prior to the actual development/construction and therefore their accuracy in relation to actual construction cannot be confirmed. Hence, we make no guarantee, warranty or representation as to the accuracy and completeness of the floor plan information as changes may be made during the development process, without notice. Always refer to latest IFC design available in the sales office for the most accurate representation of all construction details.

B3

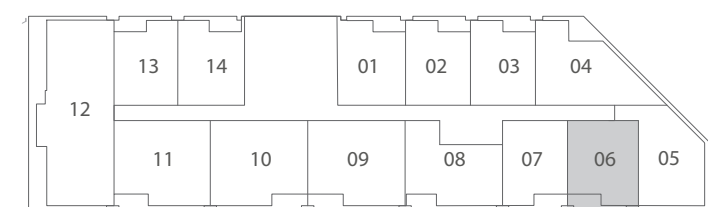
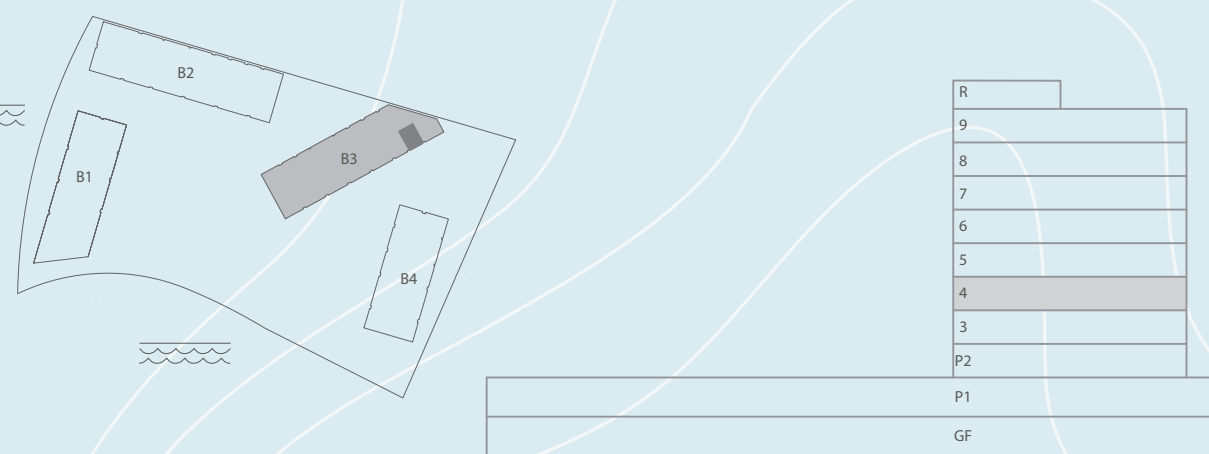
1 BEDROOM

LEVEL 04 UNIT 06

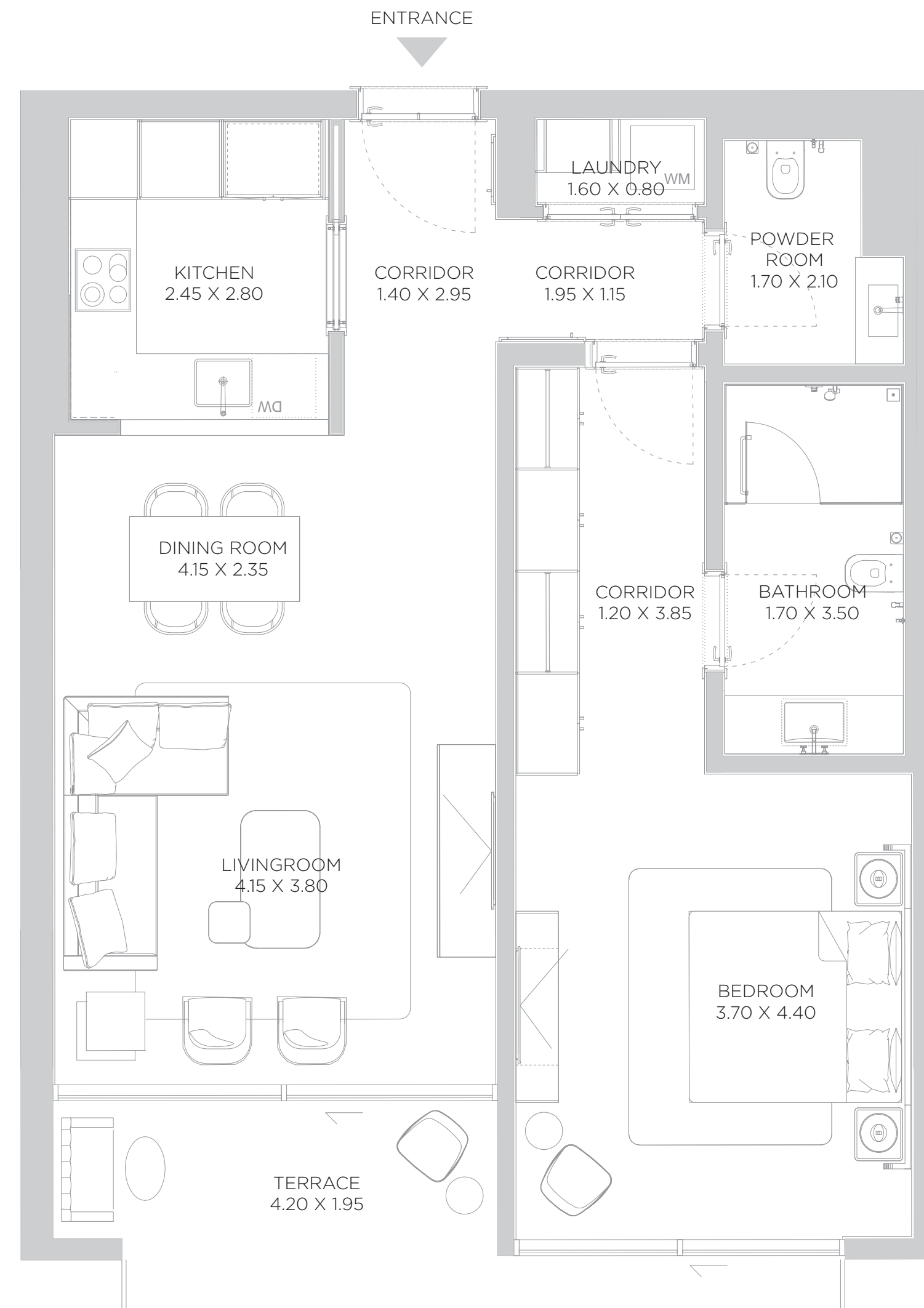
SUITE AREA	894	SQ.FT	83.03	SQ.M.
BALCONY AREA	108	SQ.FT	10.09	SQ.M.
TOTAL AREA	1,002	SQ.FT	93.12	SQ.M.

KEY PLAN

ELEVATION



FOURTH FLOOR PLAN



DISCLAIMER: All measurements, dimensions, coordinates and drawings, given as the Floor Plans in the literature are approximate and provided only for the purpose of marketing, illustration, information and general guidance as such drawings are not to scale. All the rooms, sizes, locations, orientations, dimensions, fixtures, fittings, finishes and specifications (including materials for, placement, size of rooms, windows, doors, balcony, furniture's inbuilt wardrobe etc.) provided in the floor plans may vary as the same have been taken from concept designs prior to the actual development/construction and therefore their accuracy in relation to actual construction cannot be confirmed. Hence, we make no guarantee, warranty or representation as to the accuracy and completeness of the floor plan information as changes may be made during the development process, without notice. Always refer to latest IFC design available in the sales office for the most accurate representation of all construction details.

B3

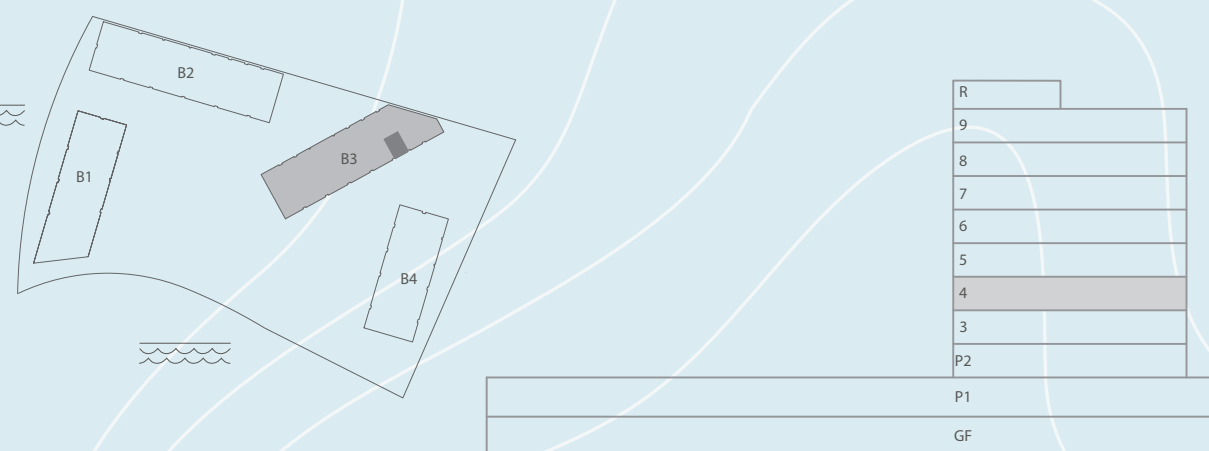
1 BEDROOM

LEVEL 04 UNIT 07

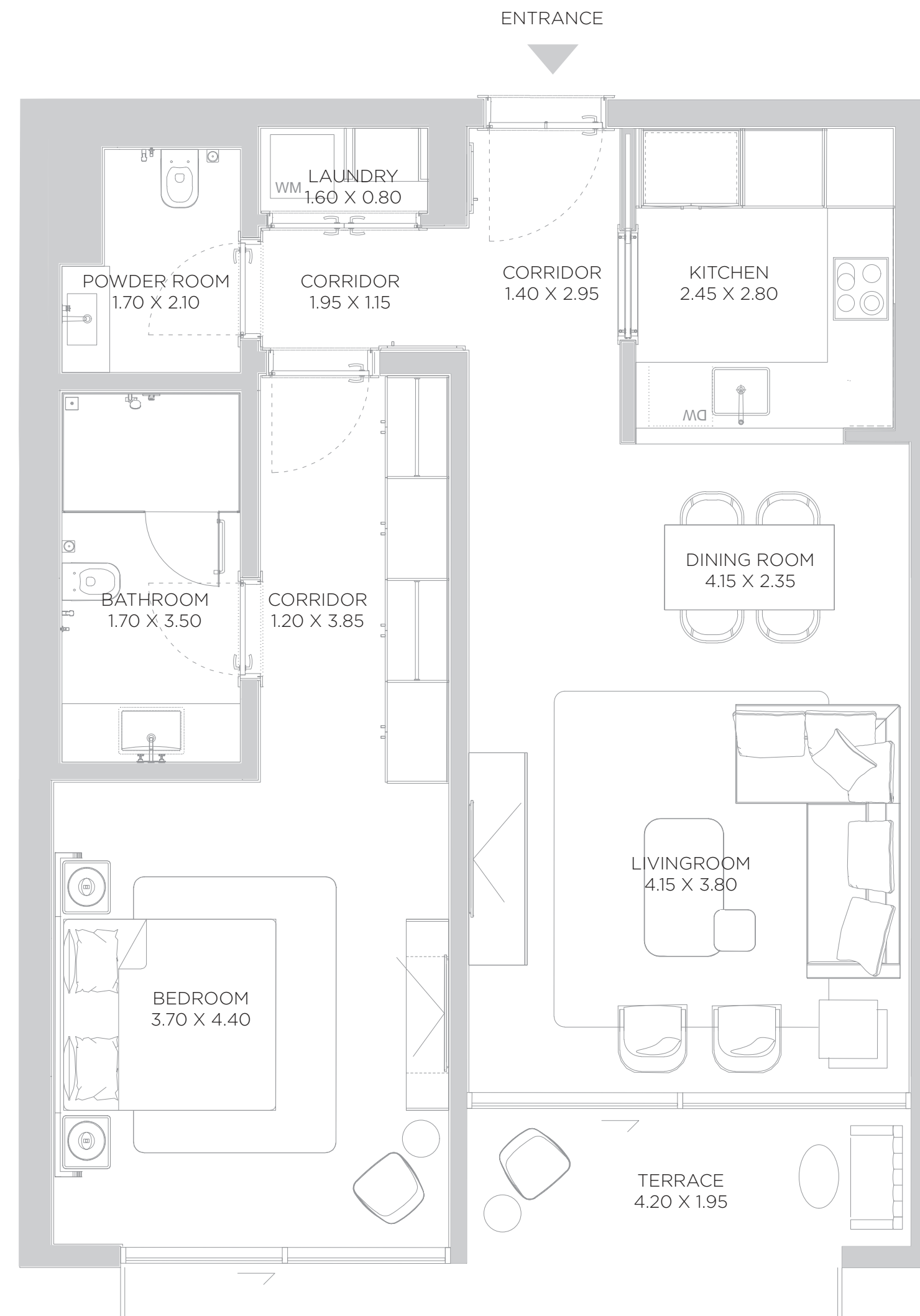
SUITE AREA	892	SQ.FT	82.90	SQ.M.
BALCONY AREA	109	SQ.FT	10.08	SQ.M.
TOTAL AREA	1,001	SQ.FT	92.98	SQ.M.

KEY PLAN

ELEVATION



FOURTH FLOOR PLAN



DISCLAIMER: All measurements, dimensions, coordinates and drawings, given as the Floor Plans in the literature are approximate and provided only for the purpose of marketing, illustration, information and general guidance as such drawings are not to scale. All the rooms, sizes, locations, orientations, dimensions, fixtures, fittings, finishes and specifications (including materials for, placement, size of rooms, windows, doors, balcony, furniture's inbuilt wardrobe etc.) provided in the floor plans may vary as the same have been taken from concept designs prior the actual development/construction and therefore their accuracy in relation to actual construction cannot be confirmed. Hence, we make no guarantee, warranty or representation as to the accuracy and completeness of the floor plan information as changes may be made during the development process, without notice. Always refer to latest IFC design available in the sales office for the most accurate representation of all construction details.

B3

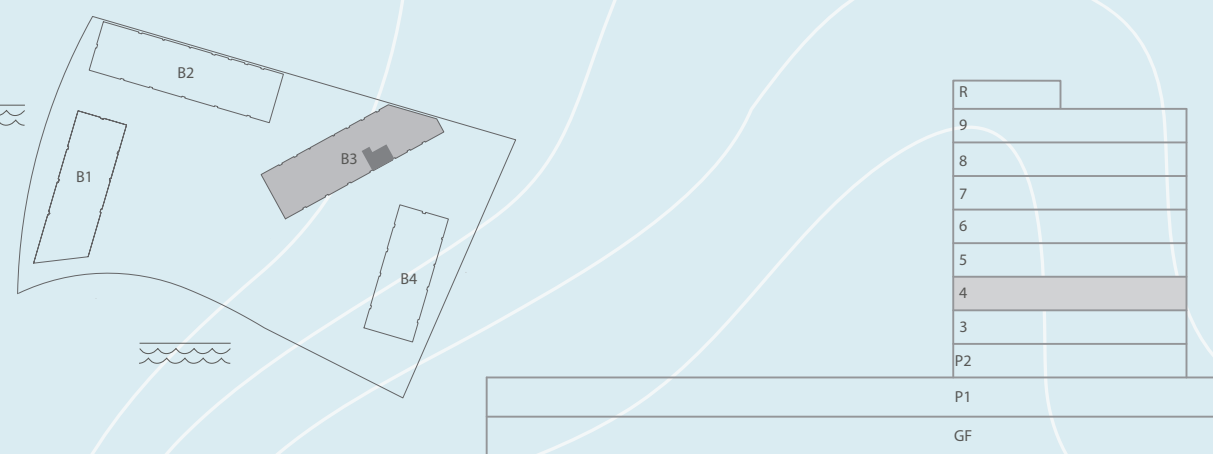
2 BEDROOM

LEVEL 04 UNIT 08

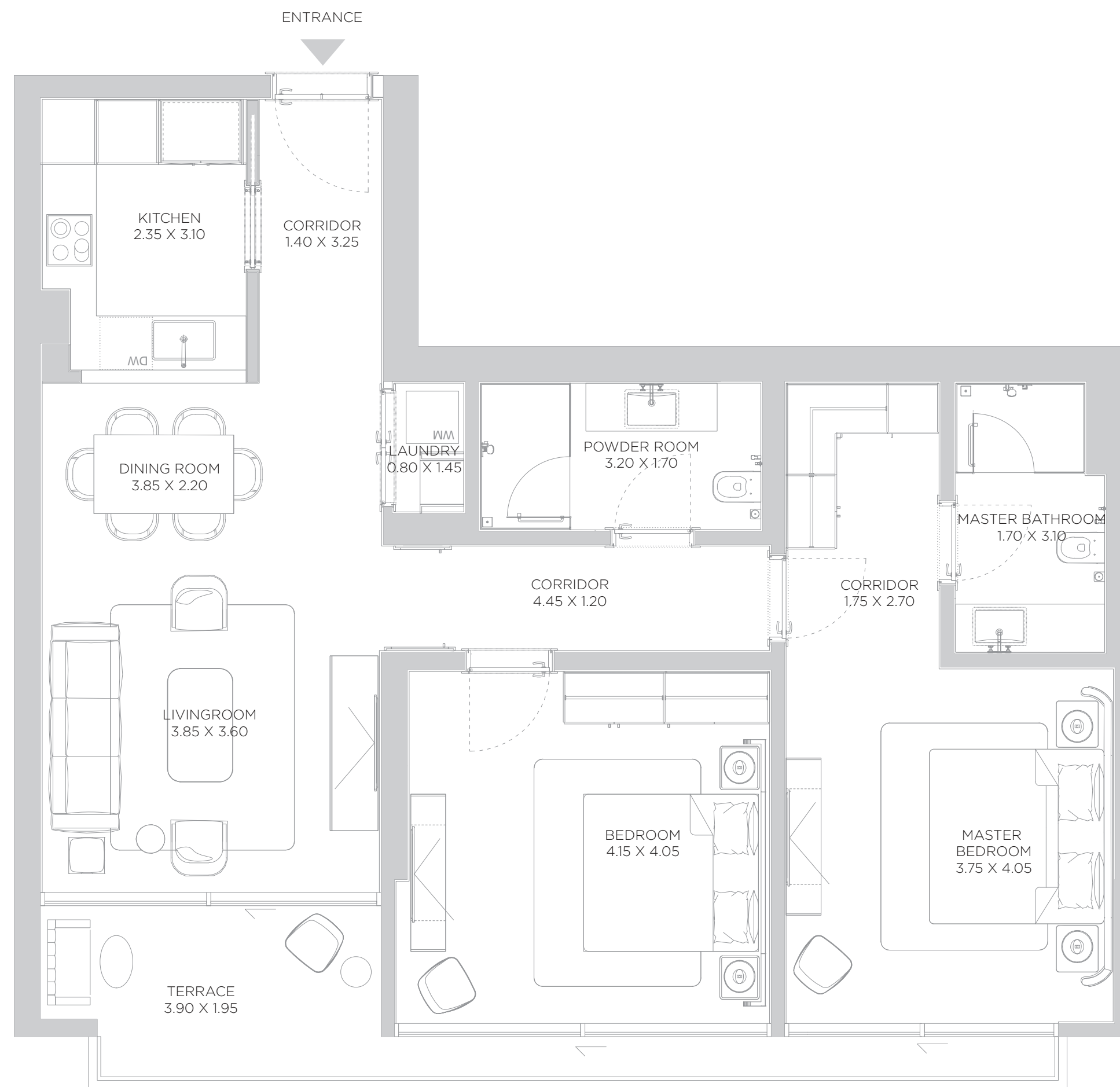
SUITE AREA	1,110	SQ.FT	103.13	SQ.M.
BALCONY AREA	126	SQ.FT	11.67	SQ.M.
TOTAL AREA	1,236	SQ.FT	114.80	SQ.M.

KEY PLAN

ELEVATION



FOURTH FLOOR PLAN



DISCLAIMER: All measurements, dimensions, coordinates and drawings, given as the Floor Plans in the literature are approximate and provided only for the purpose of marketing, illustration, information and general guidance as such drawings are not to scale. All the rooms, sizes, locations, orientations, dimensions, fixtures, fittings, finishes and specifications (including materials for, placement, size of rooms, windows, doors, balcony, furniture's inbuilt wardrobe etc.) provided in the floor plans may vary as the same have been taken from concept designs prior the actual development/construction and therefore their accuracy in relation to actual construction cannot be confirmed. Hence, we make no guarantee, warranty or representation as to the accuracy and completeness of the floor plan information as changes may be made during the development process, without notice. Always refer to latest IFC design available in the sales office for the most accurate representation of all construction details.

B3

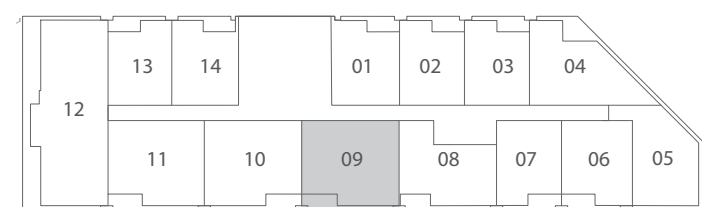
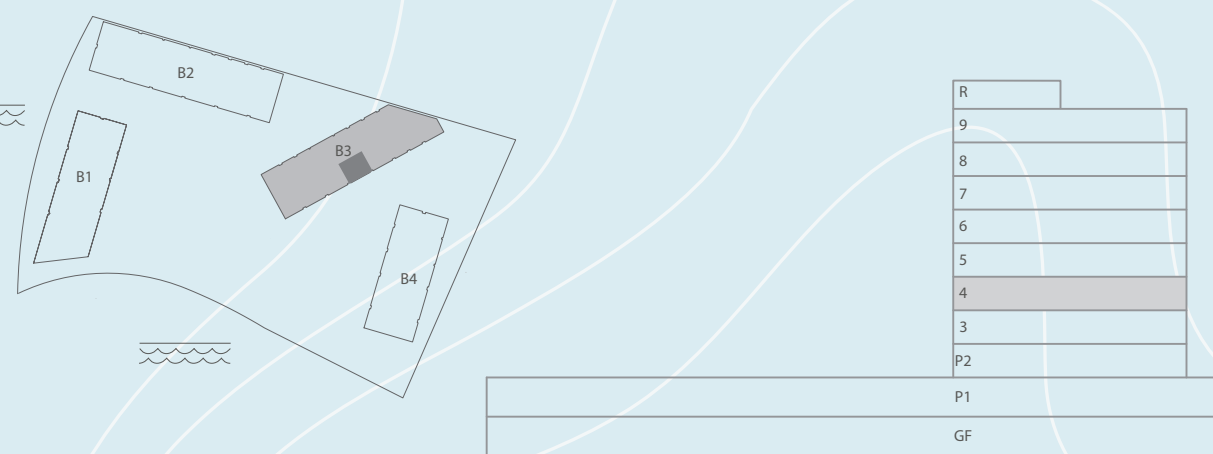
2 BEDROOM

LEVEL 04 UNIT 09

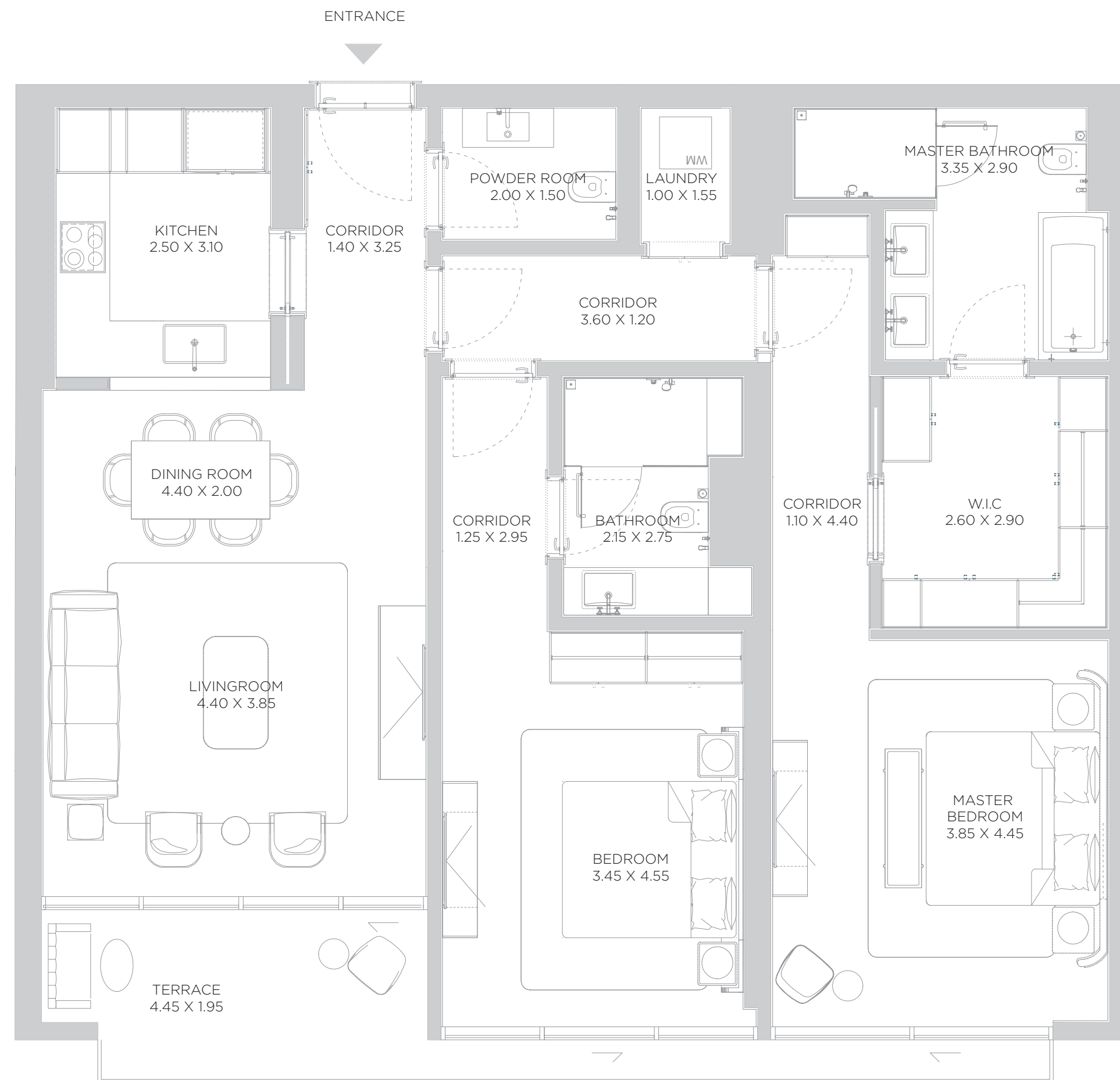
SUITE AREA	1,360	SQ.FT	126.35	SQ.M.
BALCONY AREA	134	SQ.FT	12.46	SQ.M.
TOTAL AREA	1,494	SQ.FT	138.81	SQ.M.

KEY PLAN

ELEVATION



FOURTH FLOOR PLAN



DISCLAIMER: All measurements, dimensions, coordinates and drawings, given as the Floor Plans in the literature are approximate and provided only for the purpose of marketing, illustration, information and general guidance as such drawings are not to scale. All the rooms, sizes, locations, orientations, dimensions, fixtures, fittings, finishes and specifications (including materials for, placement, size of rooms, windows, doors, balcony, furniture's inbuilt wardrobe etc.) provided in the floor plans may vary as the same have been taken from concept designs prior the actual development/construction and therefore their accuracy in relation to actual construction cannot be confirmed. Hence, we make no guarantee, warranty or representation as to the accuracy and completeness of the floor plan information as changes may be made during the development process, without notice. Always refer to latest IFC design available in the sales office for the most accurate representation of all construction details.

B3

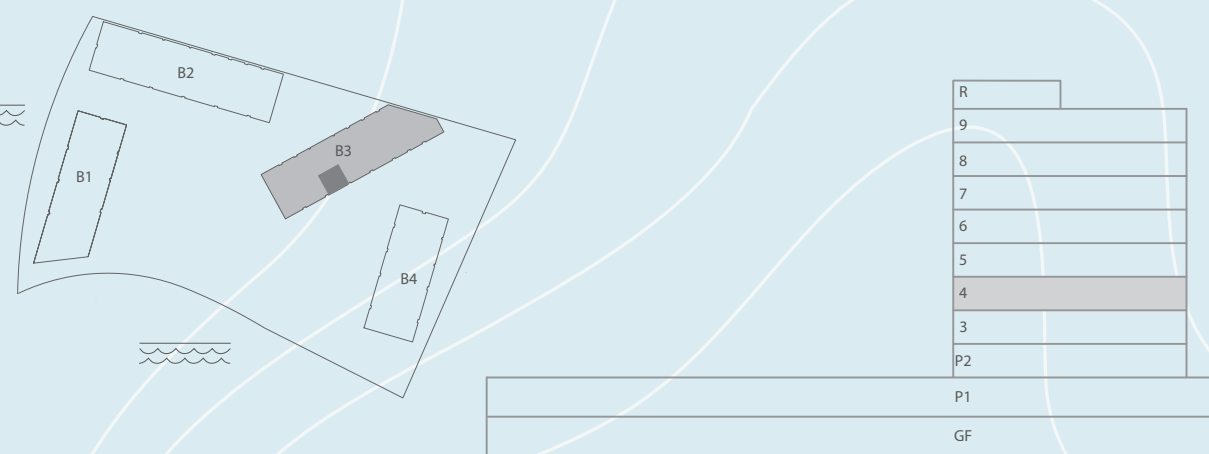
2 BEDROOM

LEVEL 04 UNIT 10

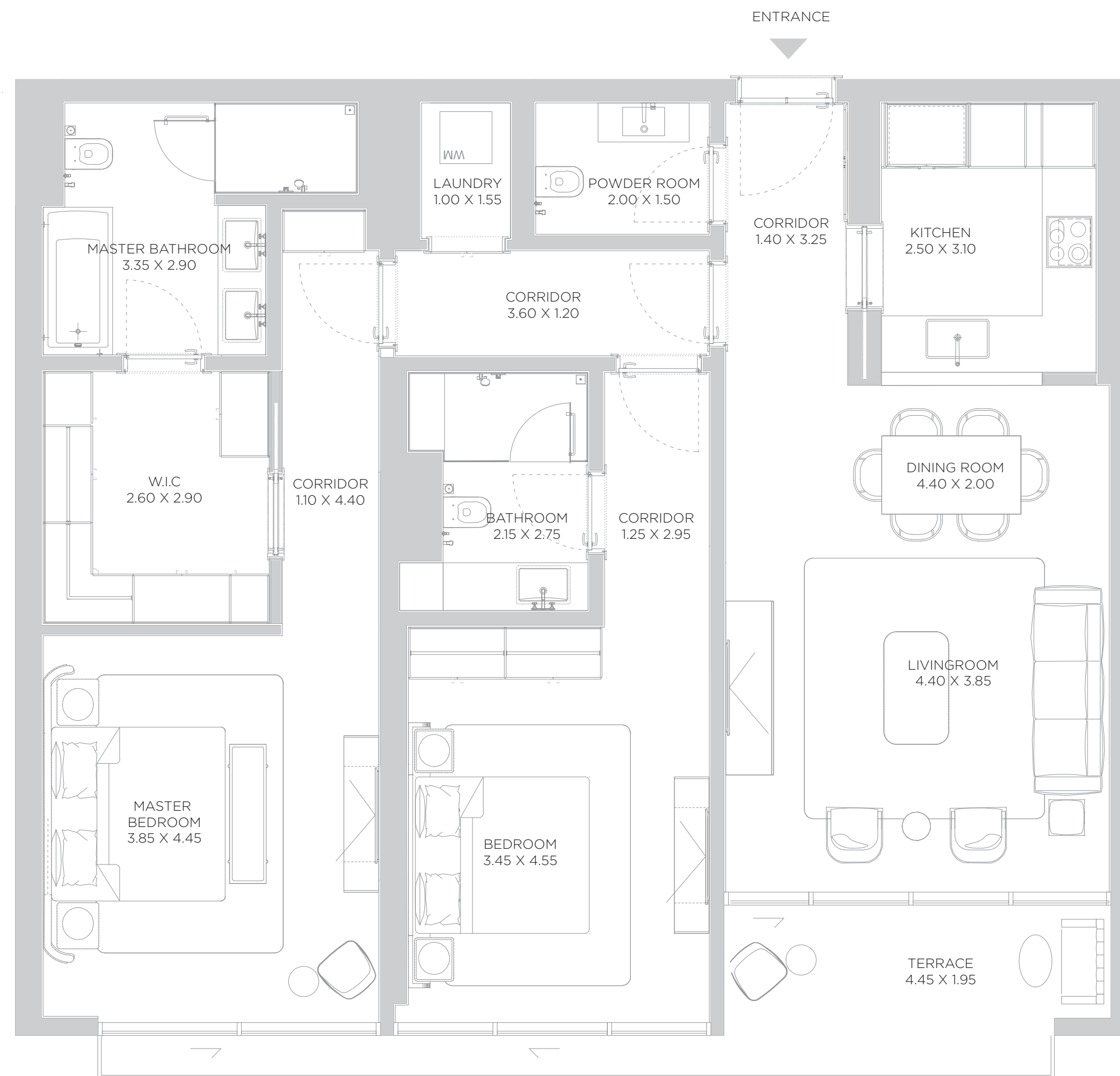
SUITE AREA	1,370	SQ.FT	127.26	SQ.M.
BALCONY AREA	136	SQ.FT	12.69	SQ.M.
TOTAL AREA	1,506	SQ.FT	139.95	SQ.M.

KEY PLAN

ELEVATION



FOURTH FLOOR PLAN



DISCLAIMER: All measurements, dimensions, coordinates and drawings, given as the Floor Plans in the literature are approximate and provided only for the purpose of marketing, illustration, information and general guidance as such drawings are not to scale. All the rooms, sizes, locations, orientations, dimensions, fixtures, fittings, finishes and specifications (including materials for, placement, size of rooms, windows, doors, balcony, furniture's inbuilt wardrobe etc.) provided in the floor plans may vary as the same have been taken from concept designs prior to the actual development/construction and therefore their accuracy in relation to actual construction cannot be confirmed. Hence, we make no guarantee, warranty or representation as to the accuracy and completeness of the floor plan information as changes may be made during the development process, without notice. Always refer to latest IFC design available in the sales office for the most accurate representation of all construction details.

B3

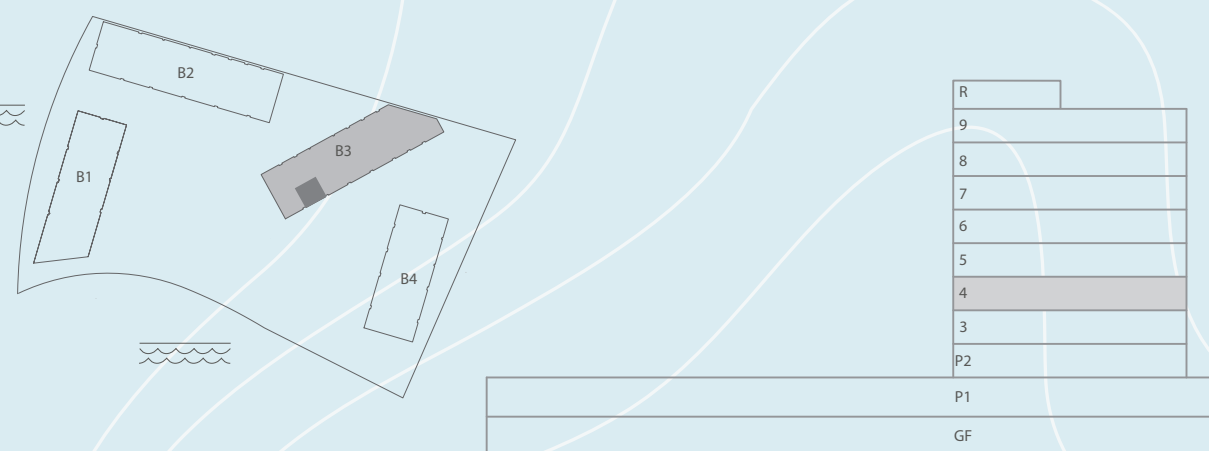
2 BEDROOM

LEVEL 04 UNIT 11

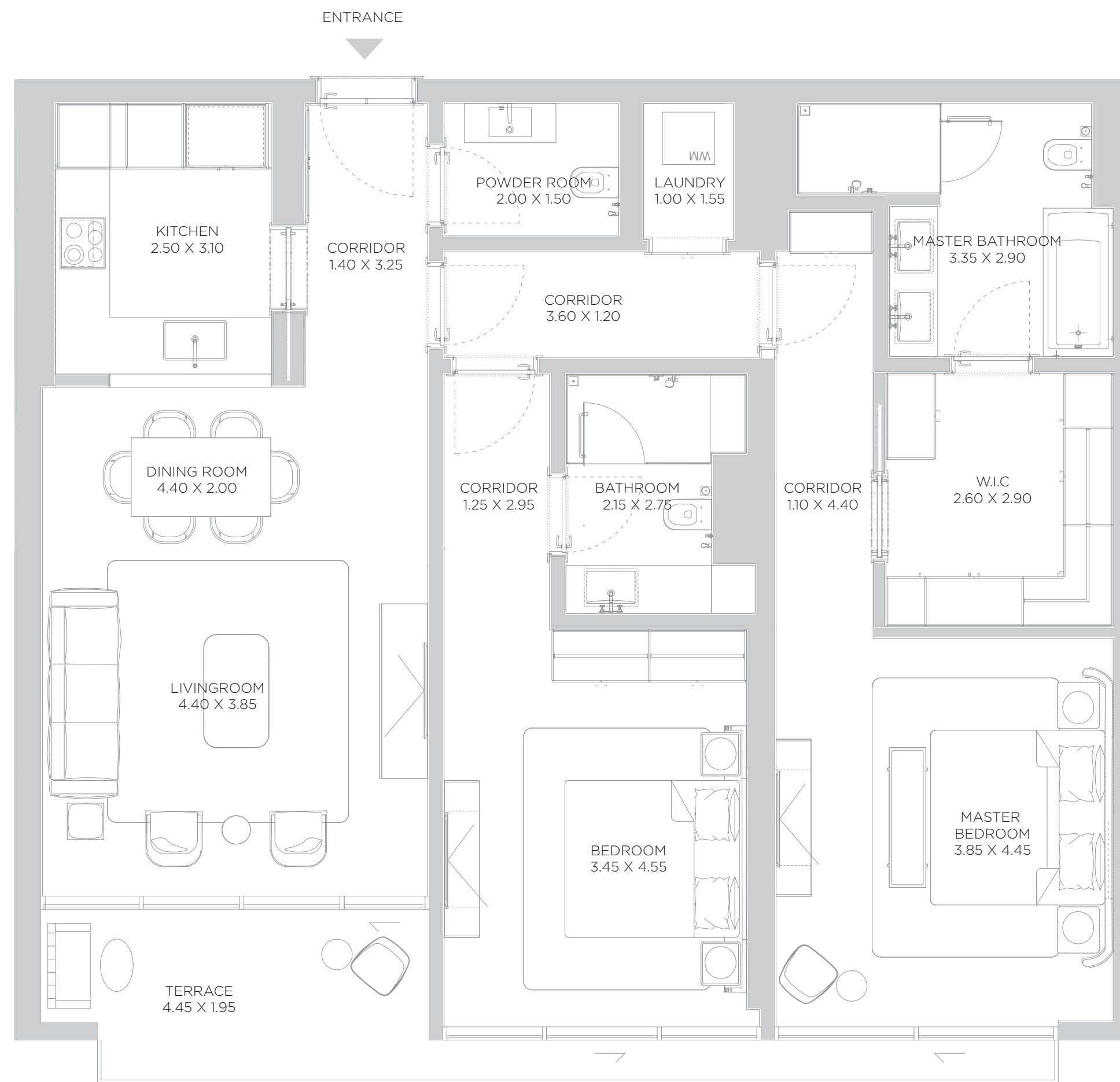
SUITE AREA	1,368	SQ.FT	127.07	SQ.M.
BALCONY AREA	136	SQ.FT	12.61	SQ.M.
TOTAL AREA	1,504	SQ.FT	139.68	SQ.M.

KEY PLAN

ELEVATION



FOURTH FLOOR PLAN



DISCLAIMER: All measurements, dimensions, coordinates and drawings, given as the Floor Plans in the literature are approximate and provided only for the purpose of marketing, illustration, information and general guidance as such drawings are not to scale. All the rooms, sizes, locations, orientations, dimensions, fixtures, fittings, finishes and specifications (including materials for, placement, size of rooms, windows, doors, balcony, furniture's inbuilt wardrobe etc.) provided in the floor plans may vary as the same have been taken from concept designs prior the actual development/construction and therefore their accuracy in relation to actual construction cannot be confirmed. Hence, we make no guarantee, warranty or representation as to the accuracy and completeness of the floor plan information as changes may be made during the development process, without notice. Always refer to latest IFC design available in the sales office for the most accurate representation of all construction details.

B3

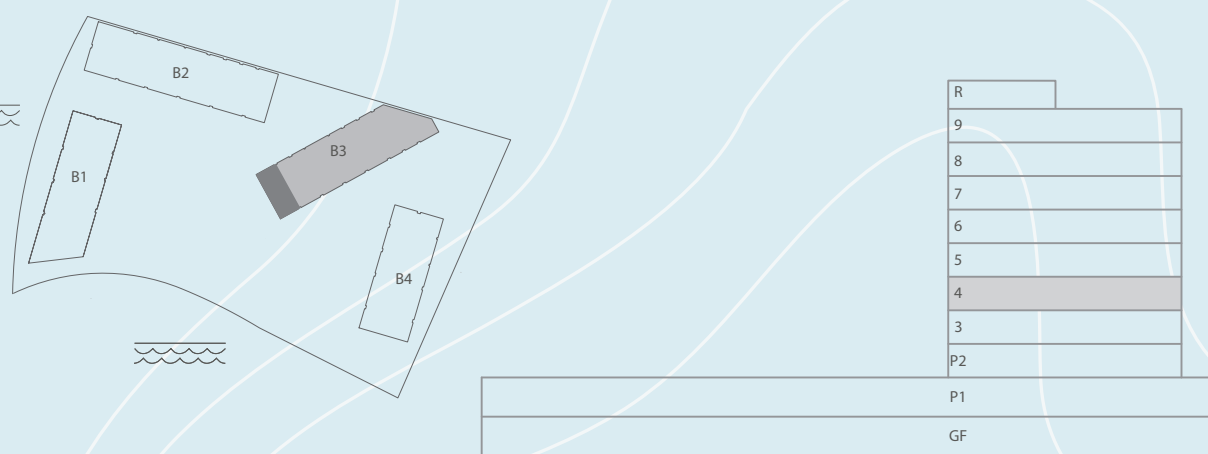
3 BEDROOM

LEVEL 04 UNIT 12

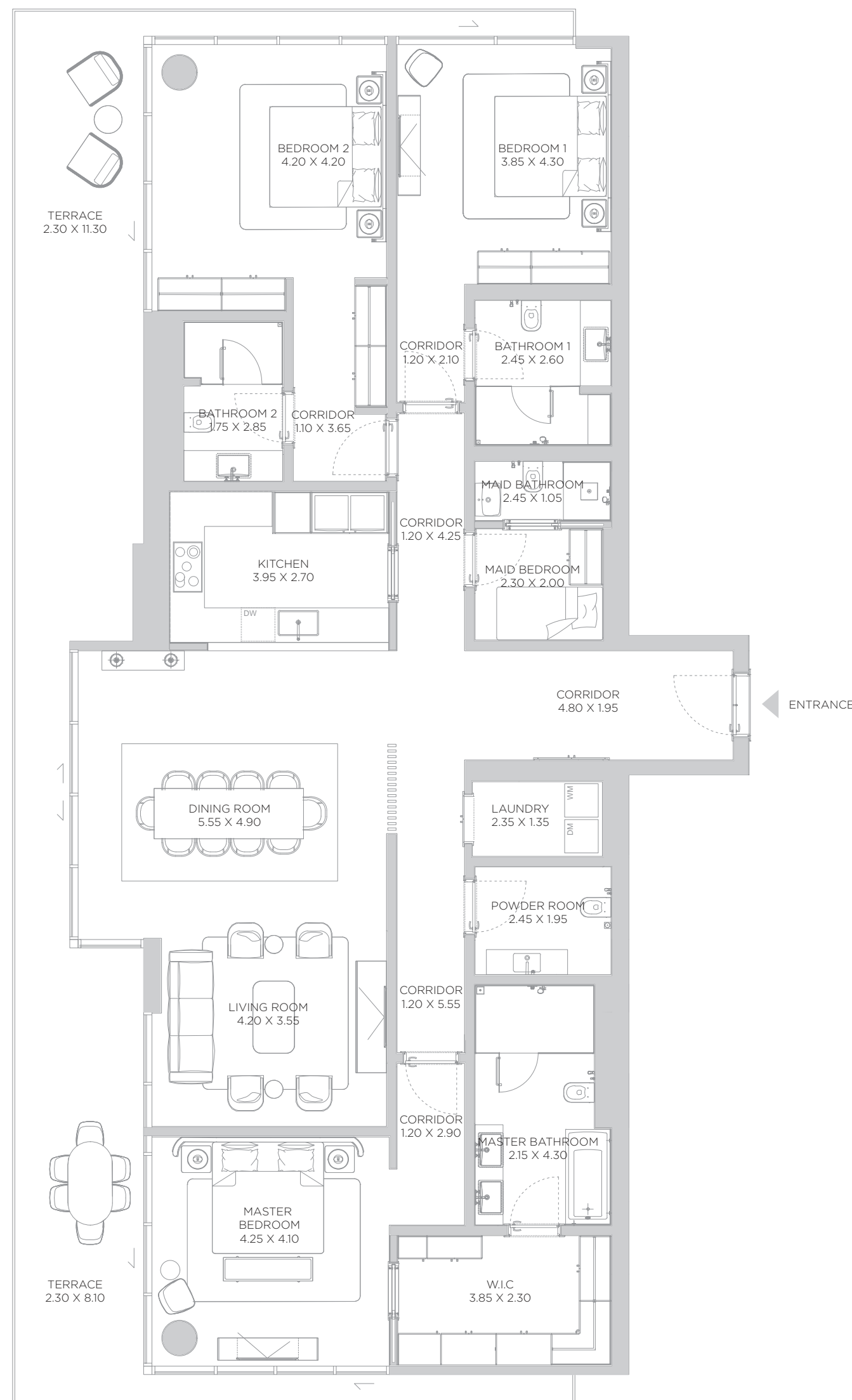
SUITE AREA	2,288	SQ.FT	212.59	SQ.M.
BALCONY AREA	653	SQ.FT	60.61	SQ.M.
TOTAL AREA	2,941	SQ.FT	273.20	SQ.M.

KEY PLAN

ELEVATION



FOURTH FLOOR PLAN



DISCLAIMER: All measurements, dimensions, coordinates and drawings, given as the Floor Plans in the literature are approximate and provided only for the purpose of marketing, illustration, information and general guidance as such drawings are not to scale. All the rooms, sizes, locations, orientations, dimensions, fixtures, fittings, finishes and specifications (including materials for, placement, size of rooms, windows, doors, balcony, furniture's inbuilt wardrobe etc.) provided in the floor plans may vary as the same have been taken from concept designs prior to the actual development/construction and therefore their accuracy in relation to actual construction cannot be confirmed. Hence, we make no guarantee, warranty or representation as to the accuracy and completeness of the floor plan information as changes may be made during the development process, without notice. Always refer to latest IFC design available in the sales office for the most accurate representation of all construction details.

B3

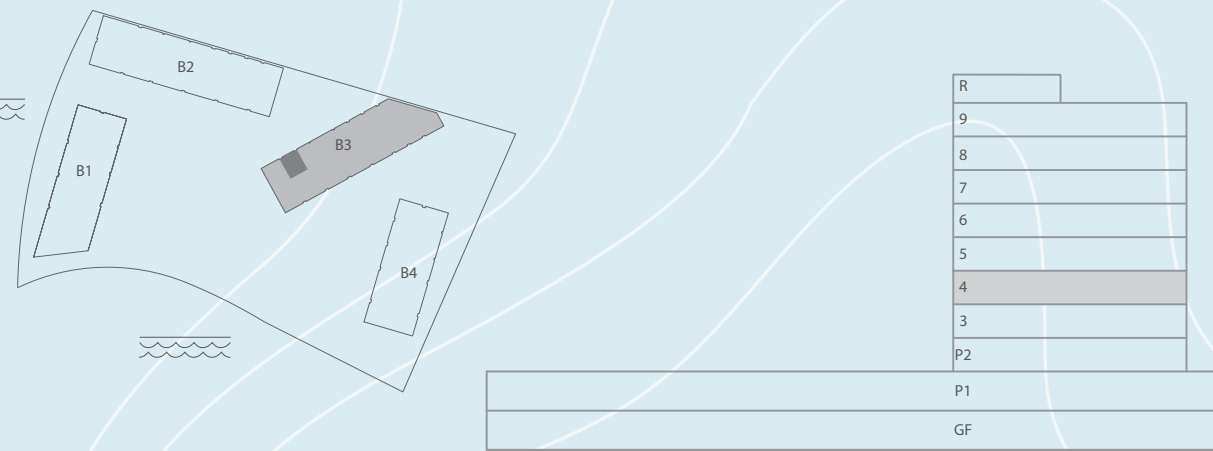
1 BEDROOM

LEVEL 04 UNIT 13

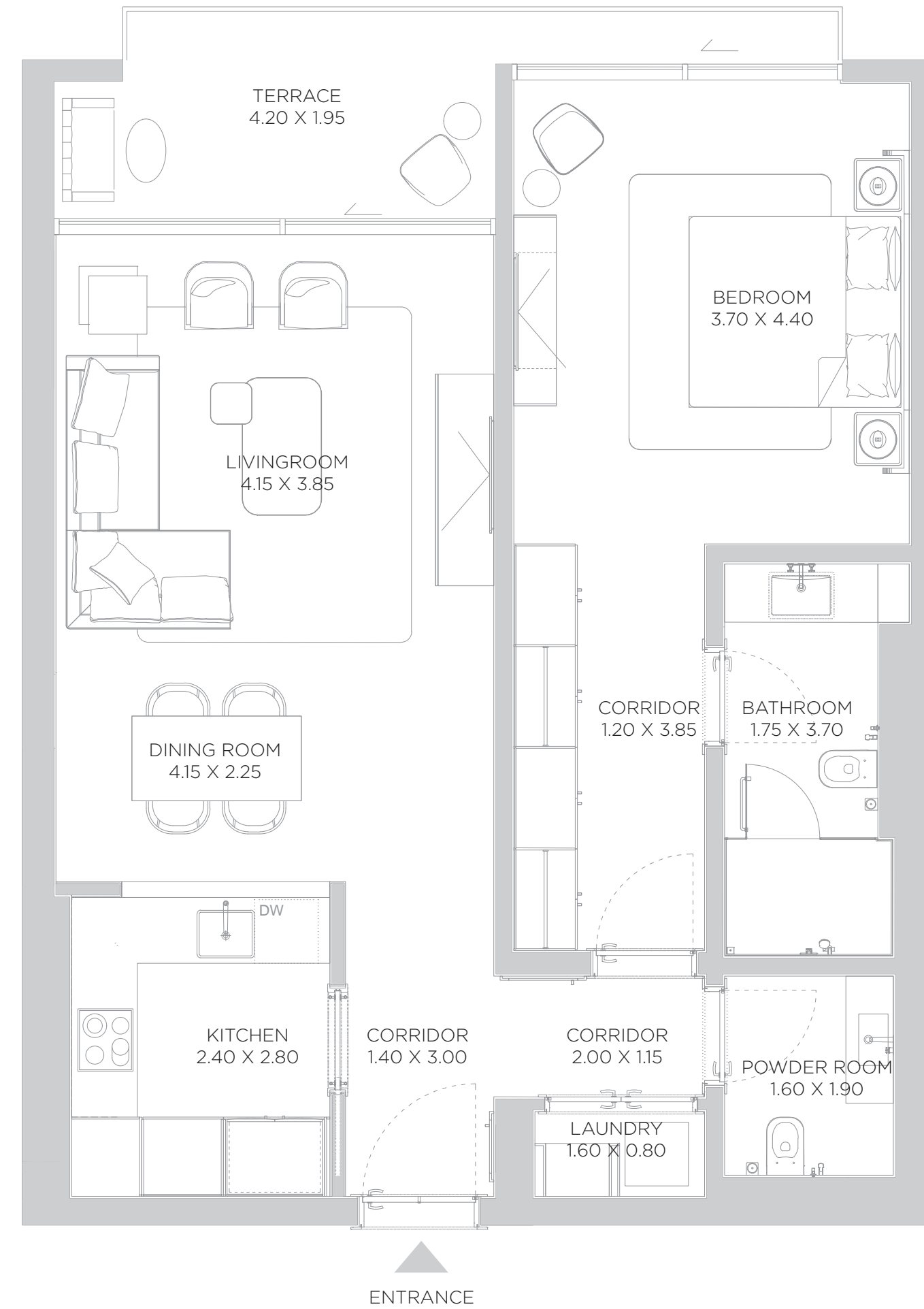
SUITE AREA	889	SQ.FT	82.57	SQ.M.
BALCONY AREA	108	SQ.FT	10.09	SQ.M.
TOTAL AREA	997	SQ.FT	92.66	SQ.M.

KEY PLAN

ELEVATION



FOURTH FLOOR PLAN



DISCLAIMER: All measurements, dimensions, coordinates and drawings, given as the Floor Plans in the literature are approximate and provided only for the purpose of marketing, illustration, information and general guidance as such drawings are not to scale. All the rooms, sizes, locations, orientations, dimensions, fixtures, fittings, finishes and specifications (including materials for, placement, size of rooms, windows, doors, balcony, furniture's inbuilt wardrobe etc.) provided in the floor plans may vary as the same have been taken from concept designs prior the actual development/construction and therefore their accuracy in relation to actual construction cannot be confirmed. Hence, we make no guarantee, warranty or representation as to the accuracy and completeness of the floor plan information as changes may be made during the development process, without notice. Always refer to latest IFC design available in the sales office for the most accurate representation of all construction details.

B3

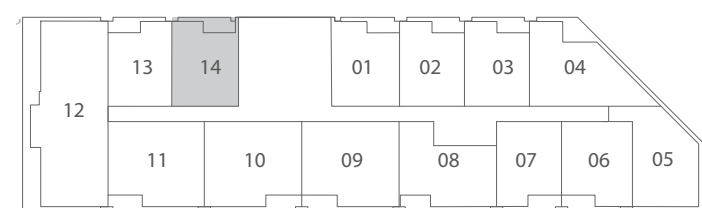
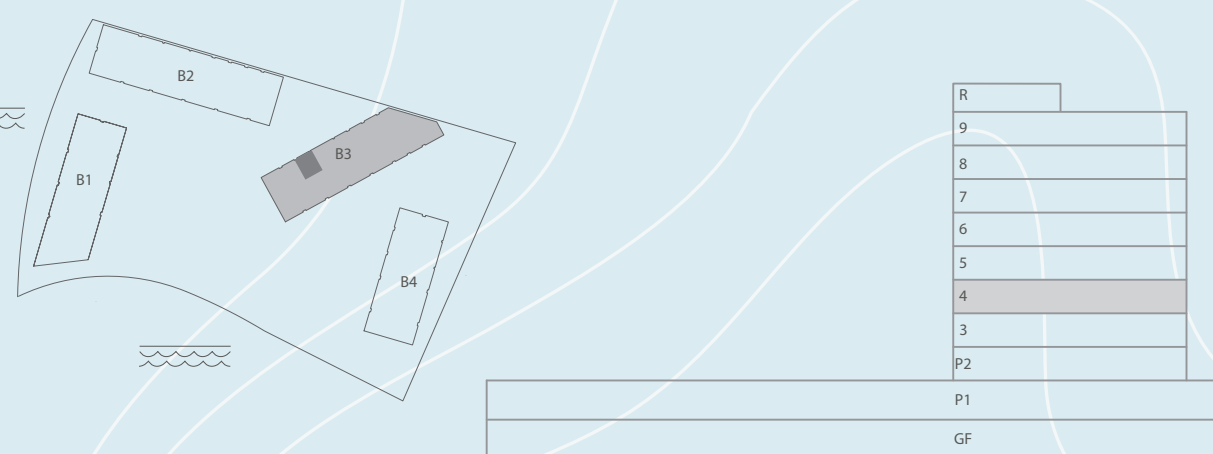
1 BEDROOM

LEVEL 04 UNIT 14

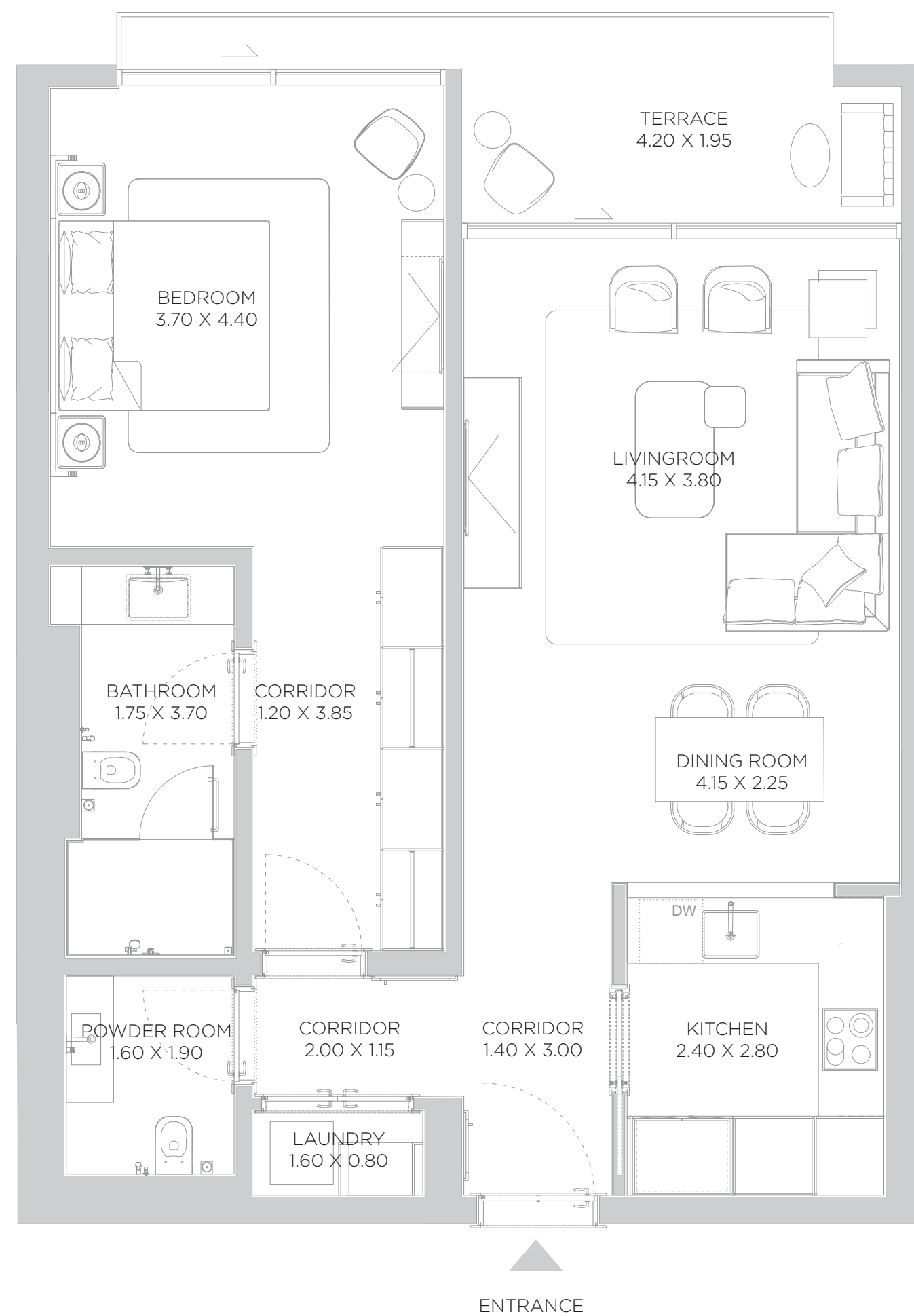
SUITE AREA	889	SQ.FT	82.57	SQ.M.
BALCONY AREA	109	SQ.FT	10.15	SQ.M.
TOTAL AREA	998	SQ.FT	92.72	SQ.M.

KEY PLAN

ELEVATION



FOURTH FLOOR PLAN



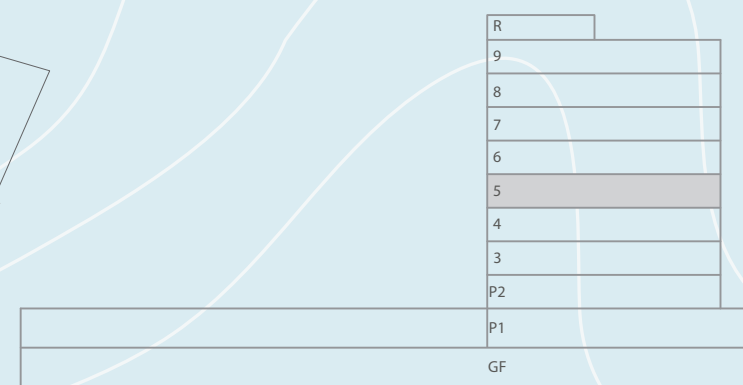
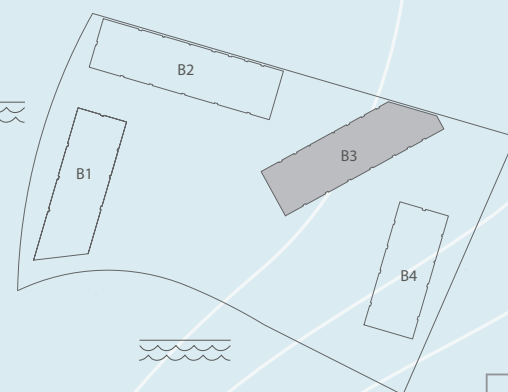
DISCLAIMER: All measurements, dimensions, coordinates and drawings, given as the Floor Plans in the literature are approximate and provided only for the purpose of marketing, illustration, information and general guidance as such drawings are not to scale. All the rooms, sizes, locations, orientations, dimensions, fixtures, fittings, finishes and specifications (including materials for, placement, size of rooms, windows, doors, balcony, furniture's inbuilt wardrobe etc.) provided in the floor plans may vary as the same have been taken from concept designs prior the actual development/construction and therefore their accuracy in relation to actual construction cannot be confirmed. Hence, we make no guarantee, warranty or representation as to the accuracy and completeness of the floor plan information as changes may be made during the development process, without notice. Always refer to latest IFC design available in the sales office for the most accurate representation of all construction details.

BEACH RESIDENCES DUBAI ISLANDS

B3 LEVEL 05

KEY PLAN

ELEVATION



DISCLAIMER: All measurements, dimensions, coordinates and drawings, given as the Floor Plans in the literature are approximate and provided only for the purpose of marketing, illustration, information and general guidance as such drawings are not to scale. All the rooms, sizes, locations, orientations, dimensions, fixtures, fittings, finishes and specifications (including materials for, placement, size of rooms, windows, doors, balcony, furniture's inbuilt wardrobe etc.) provided in the floor plans may vary as the same have been taken from concept designs prior the actual development/construction and therefore their accuracy in relation to actual construction cannot be confirmed. Hence, we make no guarantee, warranty or representation as to the accuracy and completeness of the floor plan information as changes may be made during the development process, without notice. Always refer to latest IFC design available in the sales office for the most accurate representation of all construction details.

B3

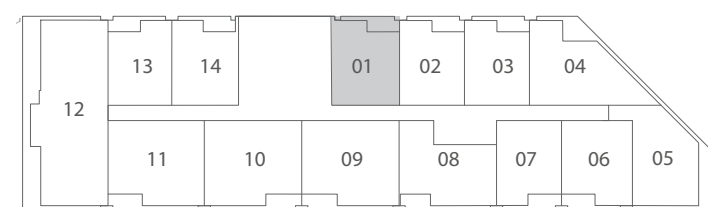
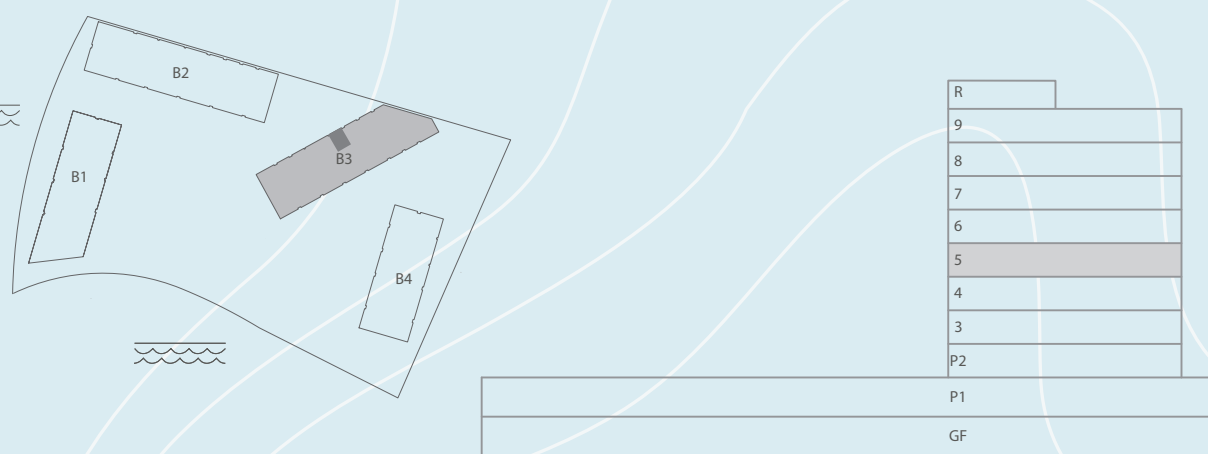
1 BEDROOM

LEVEL 05 UNIT 01

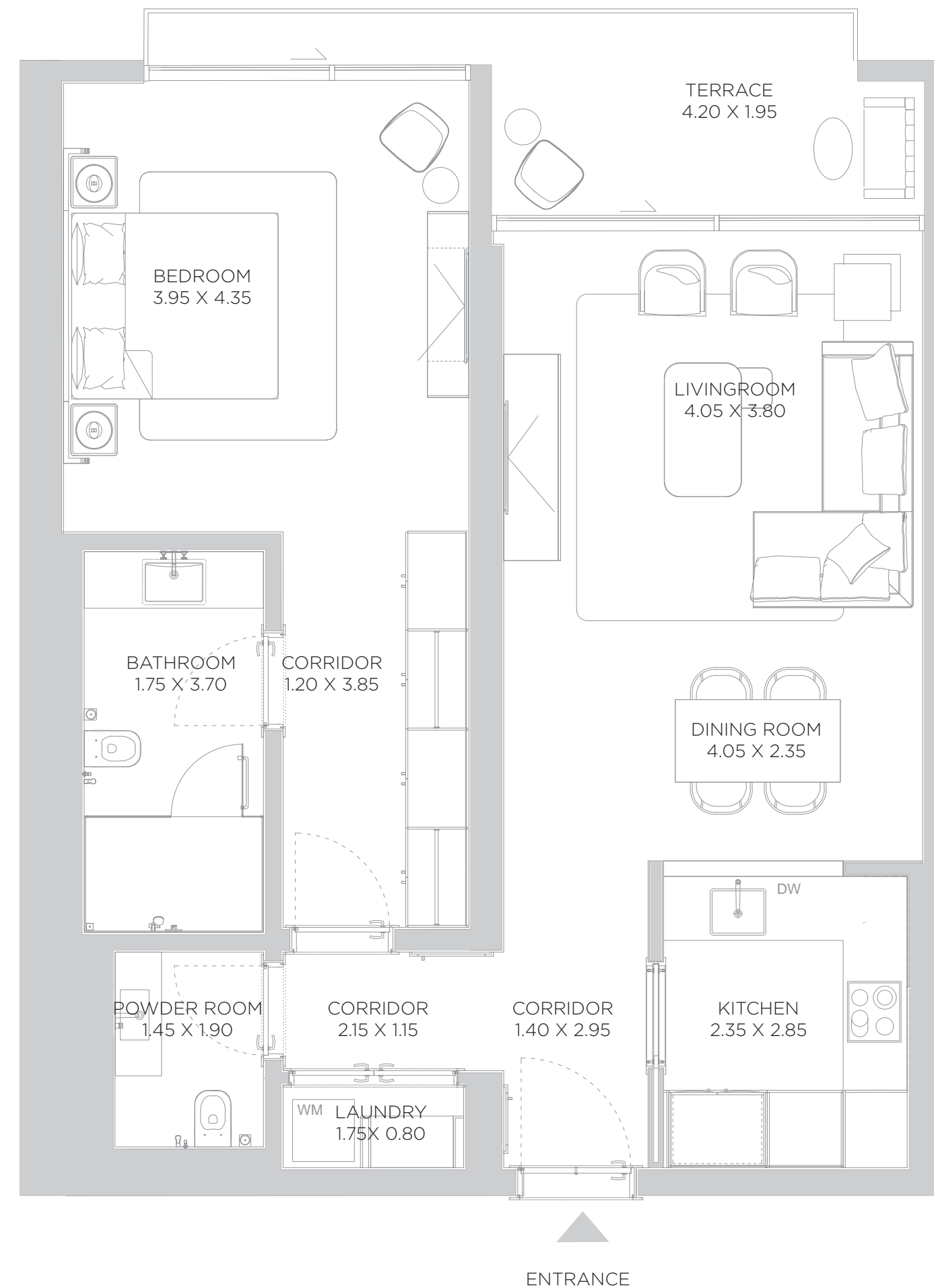
SUITE AREA	926	SQ.FT	86.04	SQ.M.
BALCONY AREA	110	SQ.FT	10.25	SQ.M.
TOTAL AREA	1,036	SQ.FT	96.29	SQ.M.

KEY PLAN

ELEVATION



FIFTH FLOOR PLAN



B3

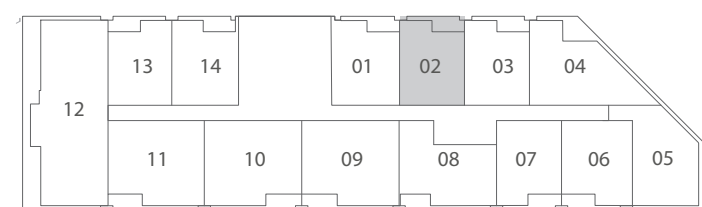
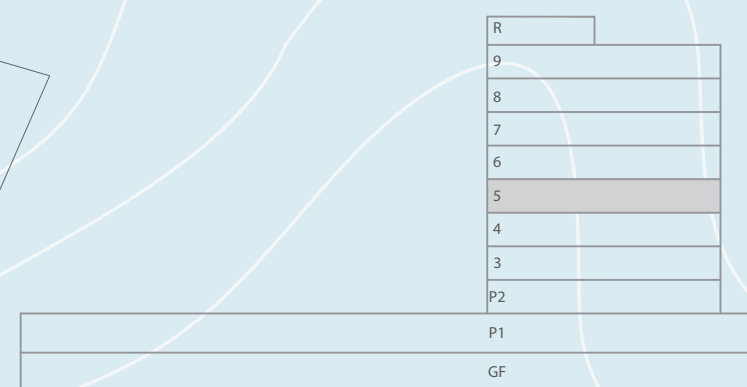
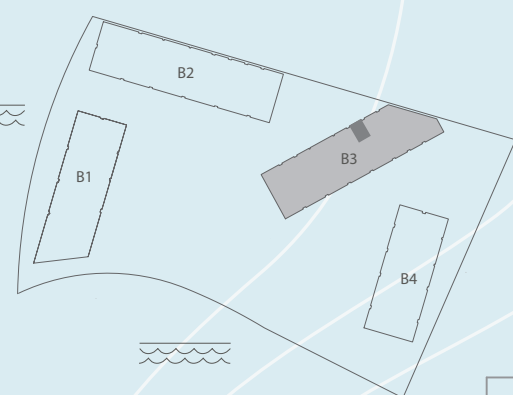
1 BEDROOM

LEVEL 05 UNIT 02

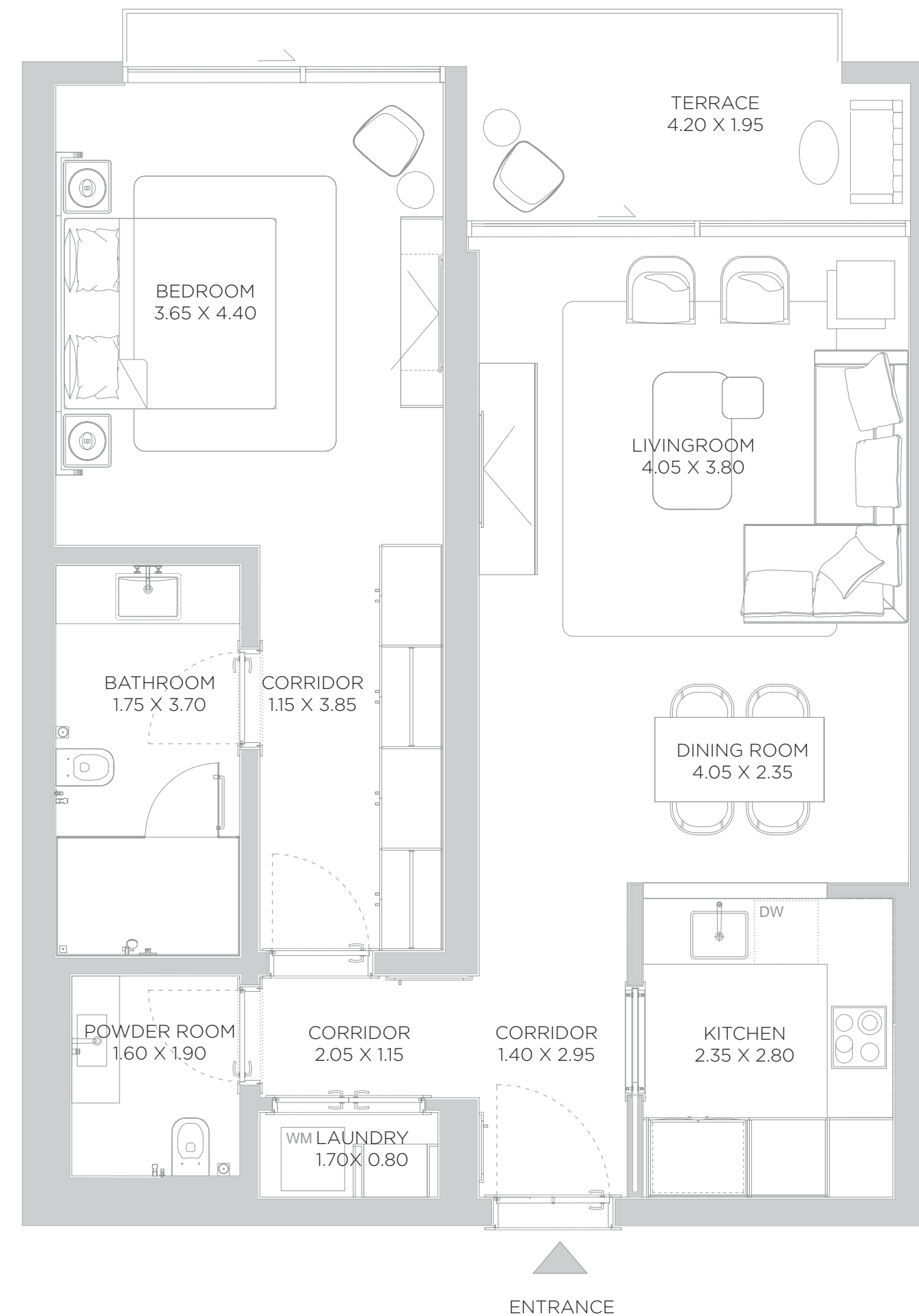
SUITE AREA	894	SQ.FT	83.06	SQ.M.
BALCONY AREA	110	SQ.FT	10.18	SQ.M.
TOTAL AREA	1,004	SQ.FT	93.24	SQ.M.

KEY PLAN

ELEVATION



FIFTH FLOOR PLAN



DISCLAIMER: All measurements, dimensions, coordinates and drawings, given as the Floor Plans in the literature are approximate and provided only for the purpose of marketing, illustration, information and general guidance as such drawings are not to scale. All the rooms, sizes, locations, orientations, dimensions, fixtures, fittings, finishes and specifications (including materials for, placement, size of rooms, windows, doors, balcony, furniture's inbuilt wardrobe etc.) provided in the floor plans may vary as the same have been taken from concept designs prior the actual development/construction and therefore their accuracy in relation to actual construction cannot be confirmed. Hence, we make no guarantee, warranty or representation as to the accuracy and completeness of the floor plan information as changes may be made during the development process, without notice. Always refer to latest IFC design available in the sales office for the most accurate representation of all construction details.

B3

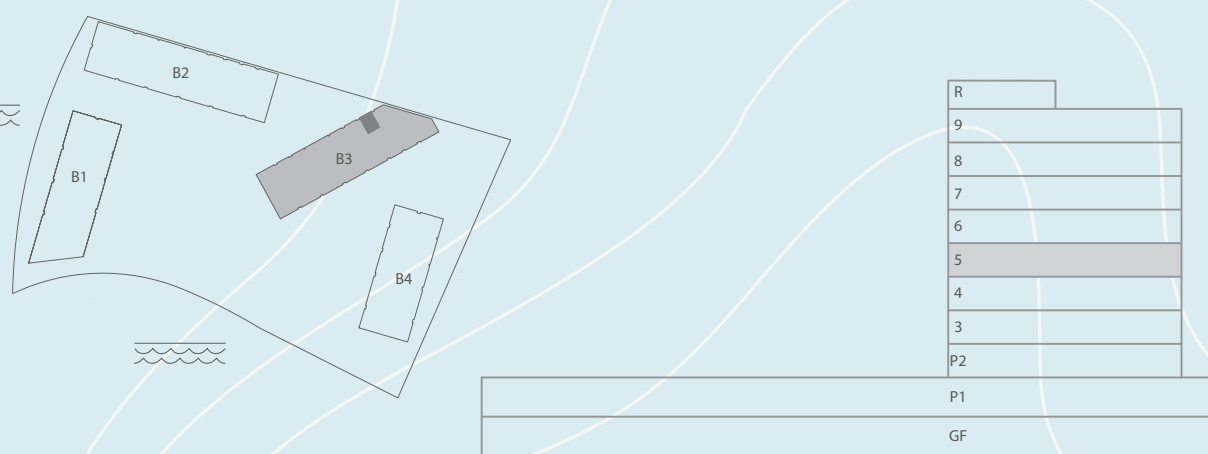
1 BEDROOM

LEVEL 05 UNIT 03

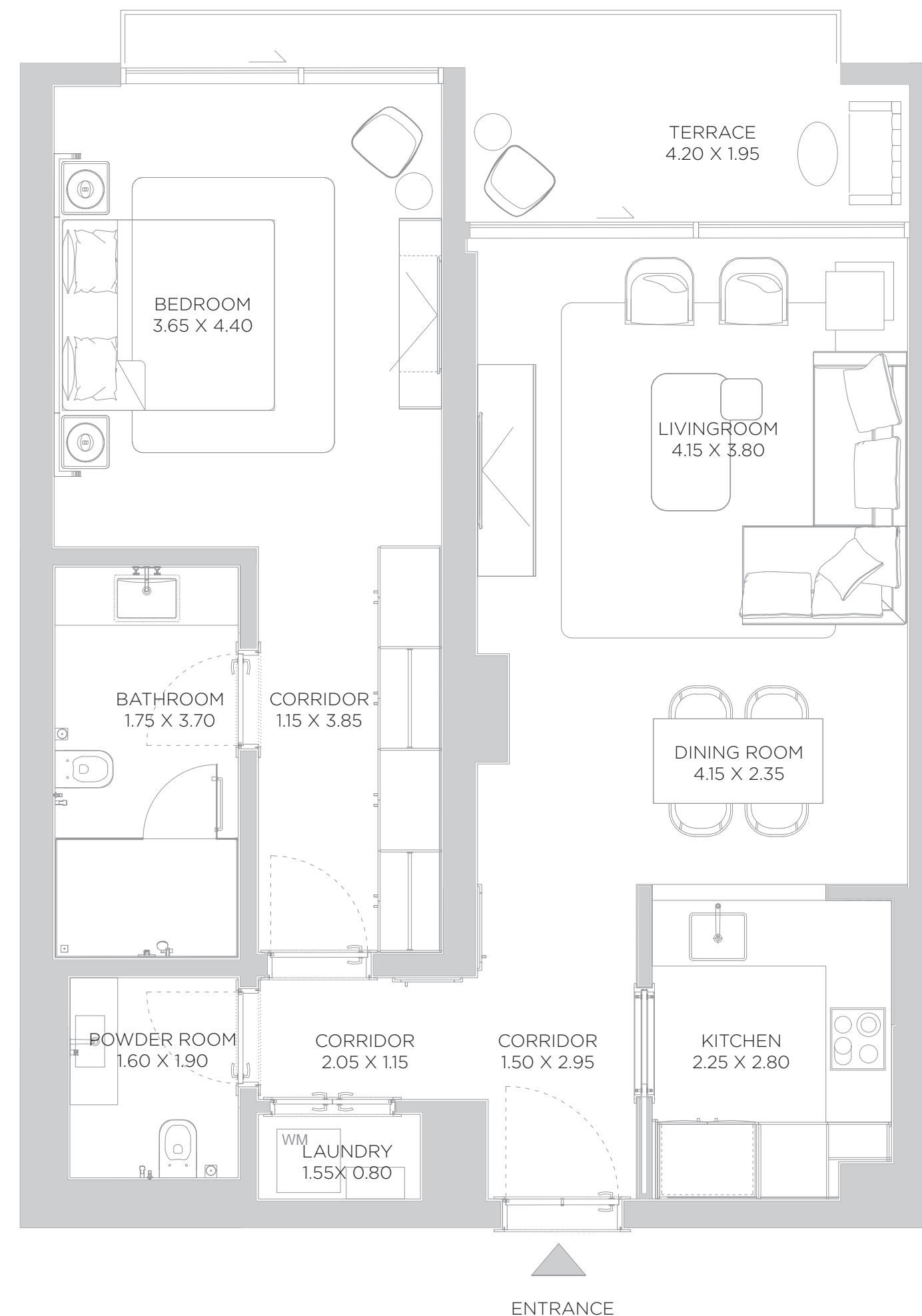
SUITE AREA	880	SQ.FT	81.76	SQ.M.
BALCONY AREA	110	SQ.FT	10.17	SQ.M.
TOTAL AREA	990	SQ.FT	91.93	SQ.M.

KEY PLAN

ELEVATION



FIFTH FLOOR PLAN



DISCLAIMER: All measurements, dimensions, coordinates and drawings, given as the Floor Plans in the literature are approximate and provided only for the purpose of marketing, illustration, information and general guidance as such drawings are not to scale. All the rooms, sizes, locations, orientations, dimensions, fixtures, fittings, finishes and specifications (including materials for, placement, size of rooms, windows, doors, balcony, furniture's inbuilt wardrobe etc.) provided in the floor plans may vary as the same have been taken from concept designs prior the actual development/construction and therefore their accuracy in relation to actual construction cannot be confirmed. Hence, we make no guarantee, warranty or representation as to the accuracy and completeness of the floor plan information as changes may be made during the development process, without notice. Always refer to latest IFC design available in the sales office for the most accurate representation of all construction details.

B3

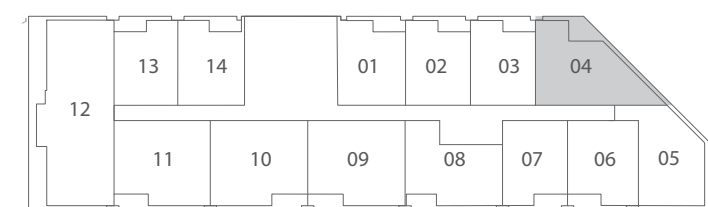
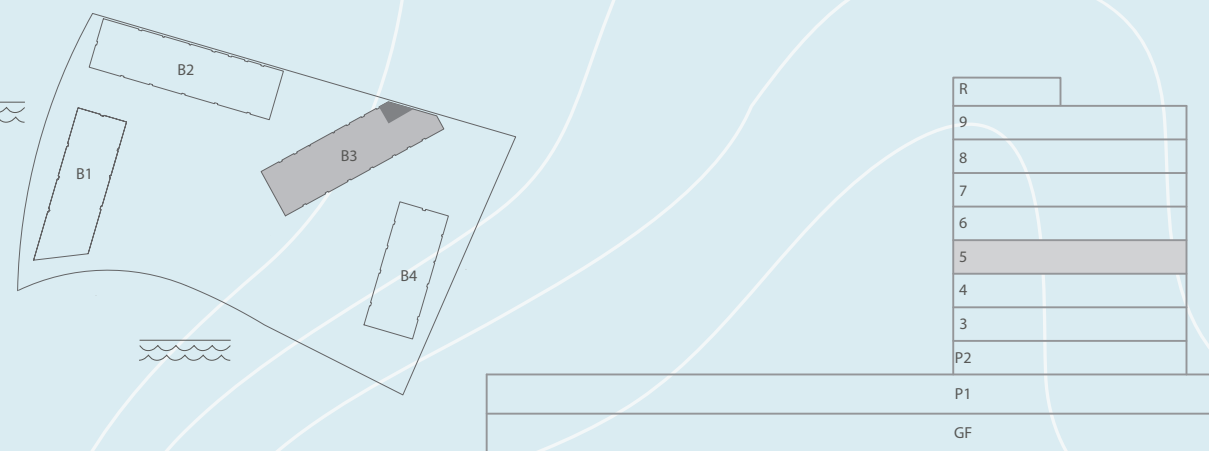
1 BEDROOM

LEVEL 05 UNIT 04

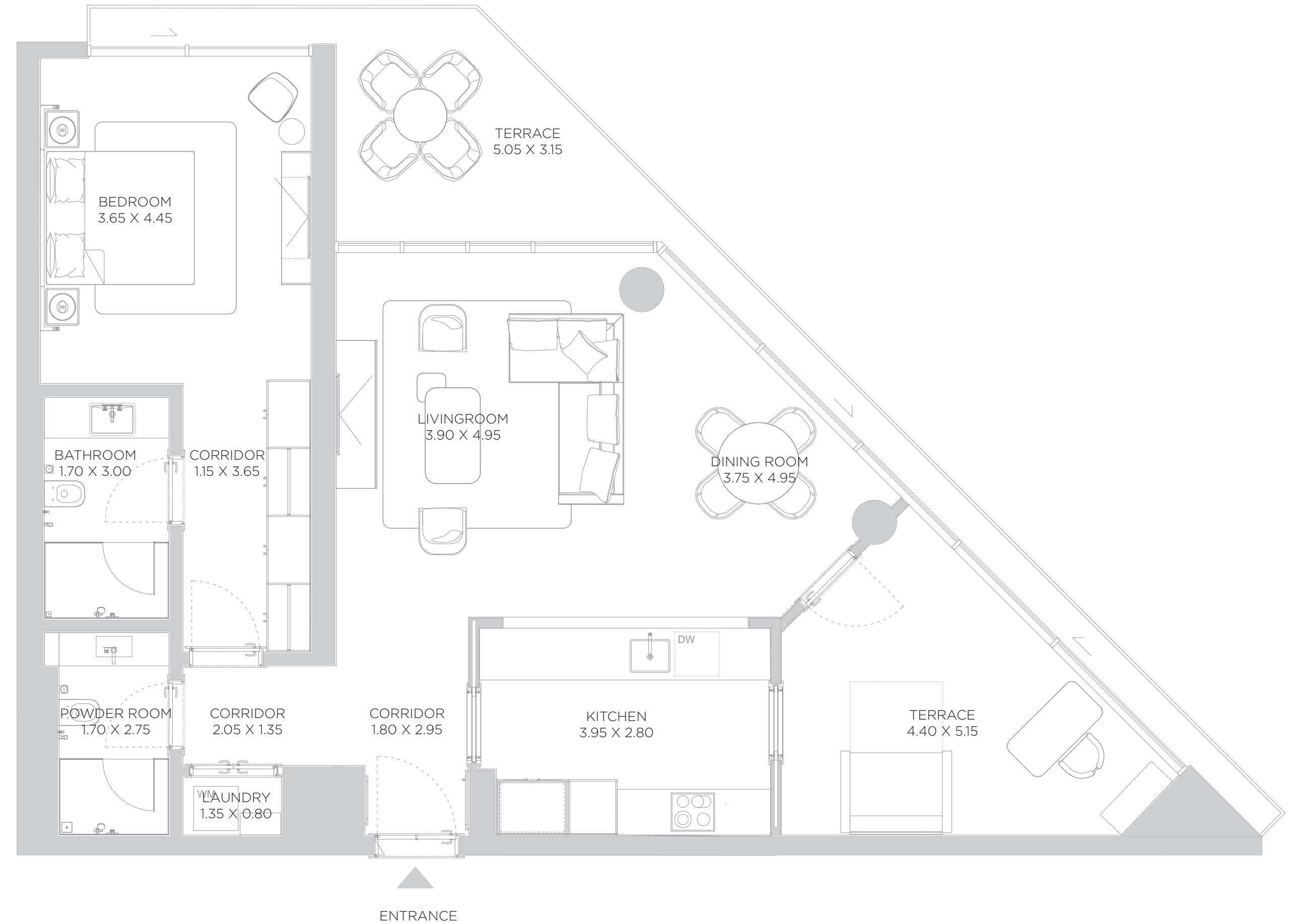
SUITE AREA	1,199	SQ.FT	111.36	SQ.M.
BALCONY AREA	206	SQ.FT	19.13	SQ.M.
TOTAL AREA	1,405	SQ.FT	130.49	SQ.M.

KEY PLAN

ELEVATION



FIFTH FLOOR PLAN



DISCLAIMER: All measurements, dimensions, coordinates and drawings, given as the Floor Plans in the literature are approximate and provided only for the purpose of marketing, illustration, information and general guidance as such drawings are not to scale. All the rooms, sizes, locations, orientations, dimensions, fixtures, fittings, finishes and specifications (including materials for, placement, size of rooms, windows, doors, balcony, furniture's inbuilt wardrobe etc.) provided in the floor plans may vary as the same have been taken from concept designs prior the actual development/construction and therefore their accuracy in relation to actual construction cannot be confirmed. Hence, we make no guarantee, warranty or representation as to the accuracy and completeness of the floor plan information as changes may be made during the development process, without notice. Always refer to latest IFC design available in the sales office for the most accurate representation of all construction details.

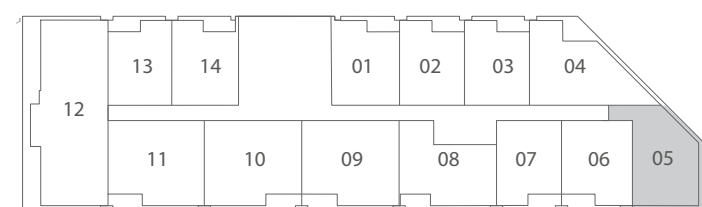
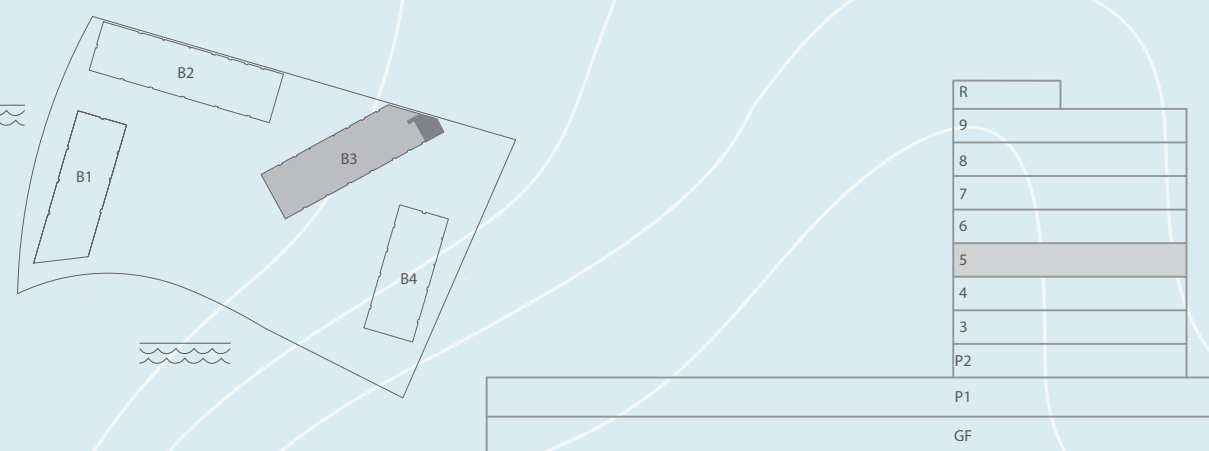
B3

1 BEDROOM
 LEVEL 05 UNIT 05

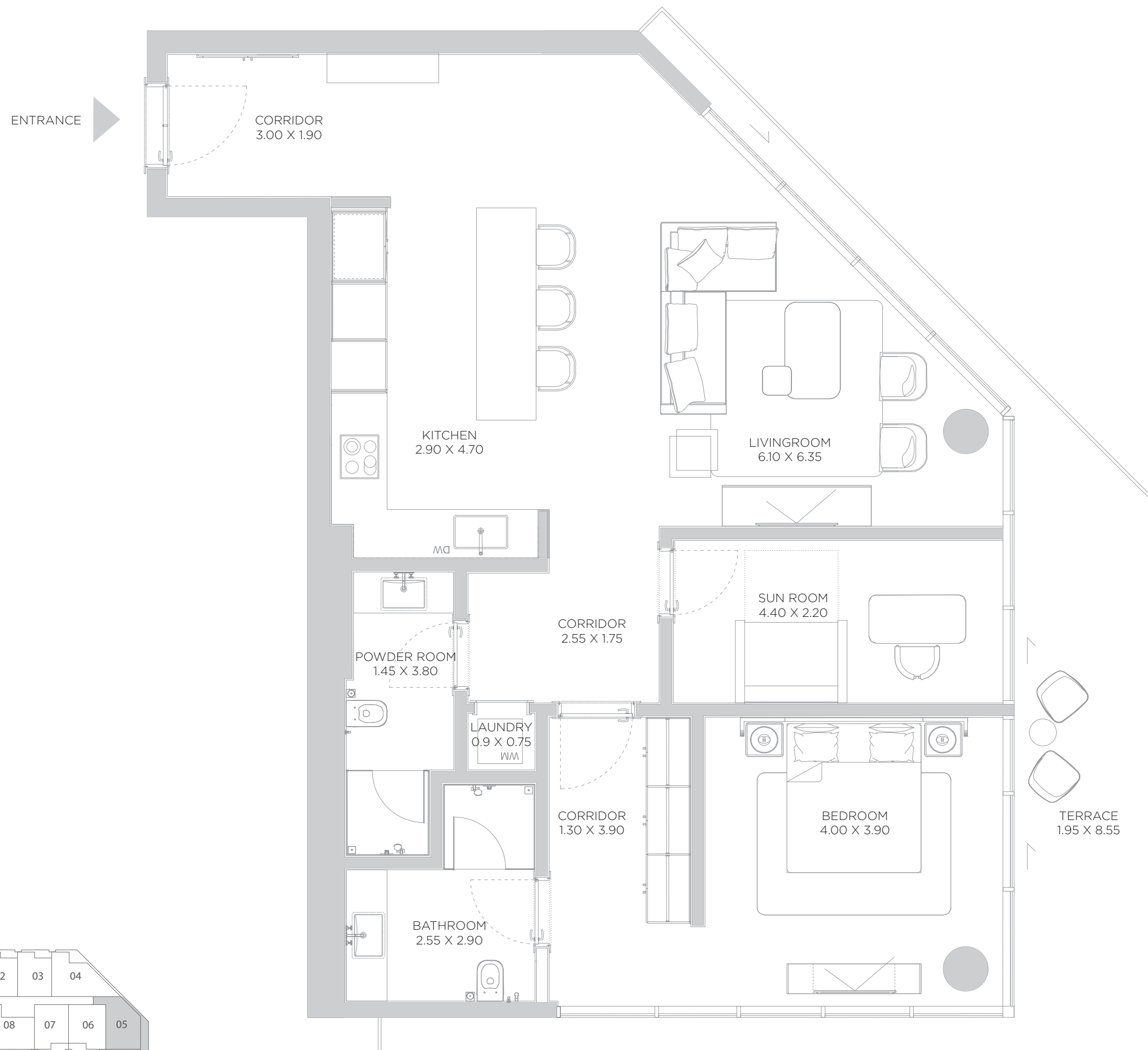
SUITE AREA	1,215	SQ.FT	112.84	SQ.M.
BALCONY AREA	262	SQ.FT	24.42	SQ.M.
TOTAL AREA	1,477	SQ.FT	137.26	SQ.M.

KEY PLAN

ELEVATION



FIFTH FLOOR PLAN



DISCLAIMER: All measurements, dimensions, coordinates and drawings, given as the Floor Plans in the literature are approximate and provided only for the purpose of marketing, illustration, information and general guidance as such drawings are not to scale. All the rooms, sizes, locations, orientations, dimensions, fixtures, fittings, finishes and specifications (including materials for, placement, size of rooms, windows, doors, balcony, furniture's inbuilt wardrobe etc.) provided in the floor plans may vary as the same have been taken from concept designs prior to the actual development/construction and therefore their accuracy in relation to actual construction cannot be confirmed. Hence, we make no guarantee, warranty or representation as to the accuracy and completeness of the floor plan information as changes may be made during the development process, without notice. Always refer to latest IFC design available in the sales office for the most accurate representation of all construction details.

B3

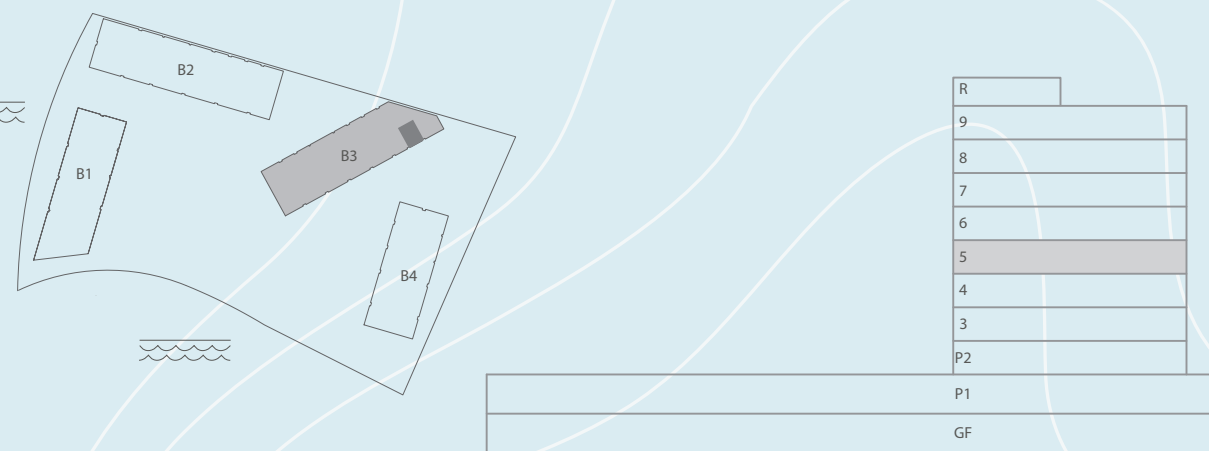
1 BEDROOM

LEVEL 05 UNIT 06

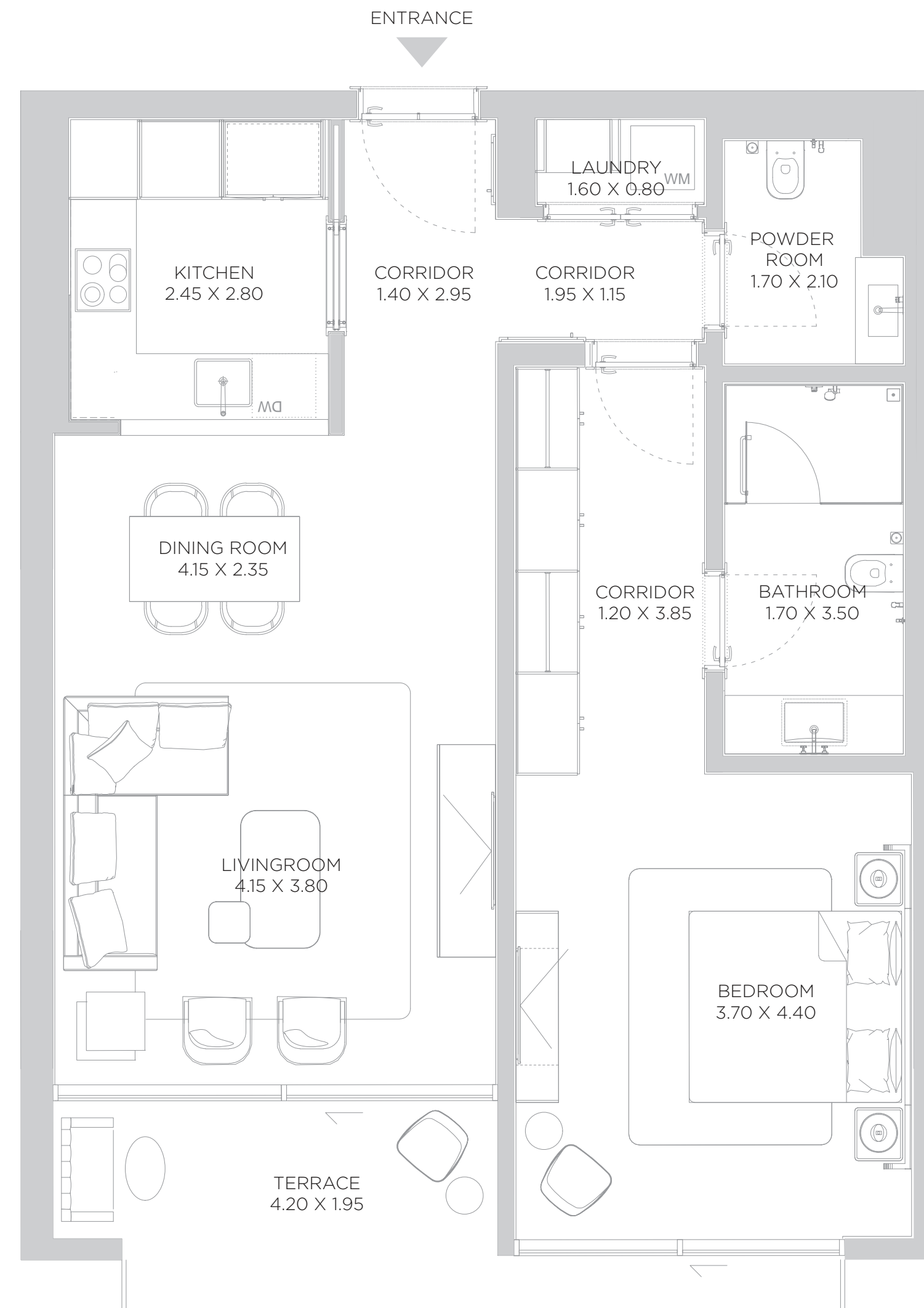
SUITE AREA	894	SQ.FT	83.03	SQ.M.
BALCONY AREA	108	SQ.FT	10.09	SQ.M.
TOTAL AREA	1,002	SQ.FT	93.12	SQ.M.

KEY PLAN

ELEVATION



FIFTH FLOOR PLAN



DISCLAIMER: All measurements, dimensions, coordinates and drawings, given as the Floor Plans in the literature are approximate and provided only for the purpose of marketing, illustration, information and general guidance as such drawings are not to scale. All the rooms, sizes, locations, orientations, dimensions, fixtures, fittings, finishes and specifications (including materials for, placement, size of rooms, windows, doors, balcony, furniture's inbuilt wardrobe etc.) provided in the floor plans may vary as the same have been taken from concept designs prior the actual development/construction and therefore their accuracy in relation to actual construction cannot be confirmed. Hence, we make no guarantee, warranty or representation as to the accuracy and completeness of the floor plan information as changes may be made during the development process, without notice. Always refer to latest IFC design available in the sales office for the most accurate representation of all construction details.

B3

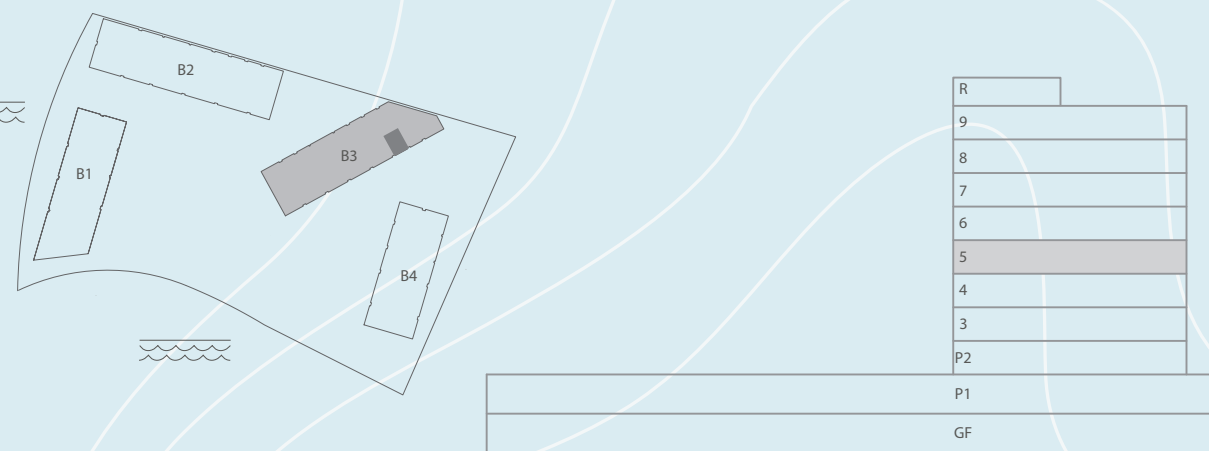
1 BEDROOM

LEVEL 05 UNIT 07

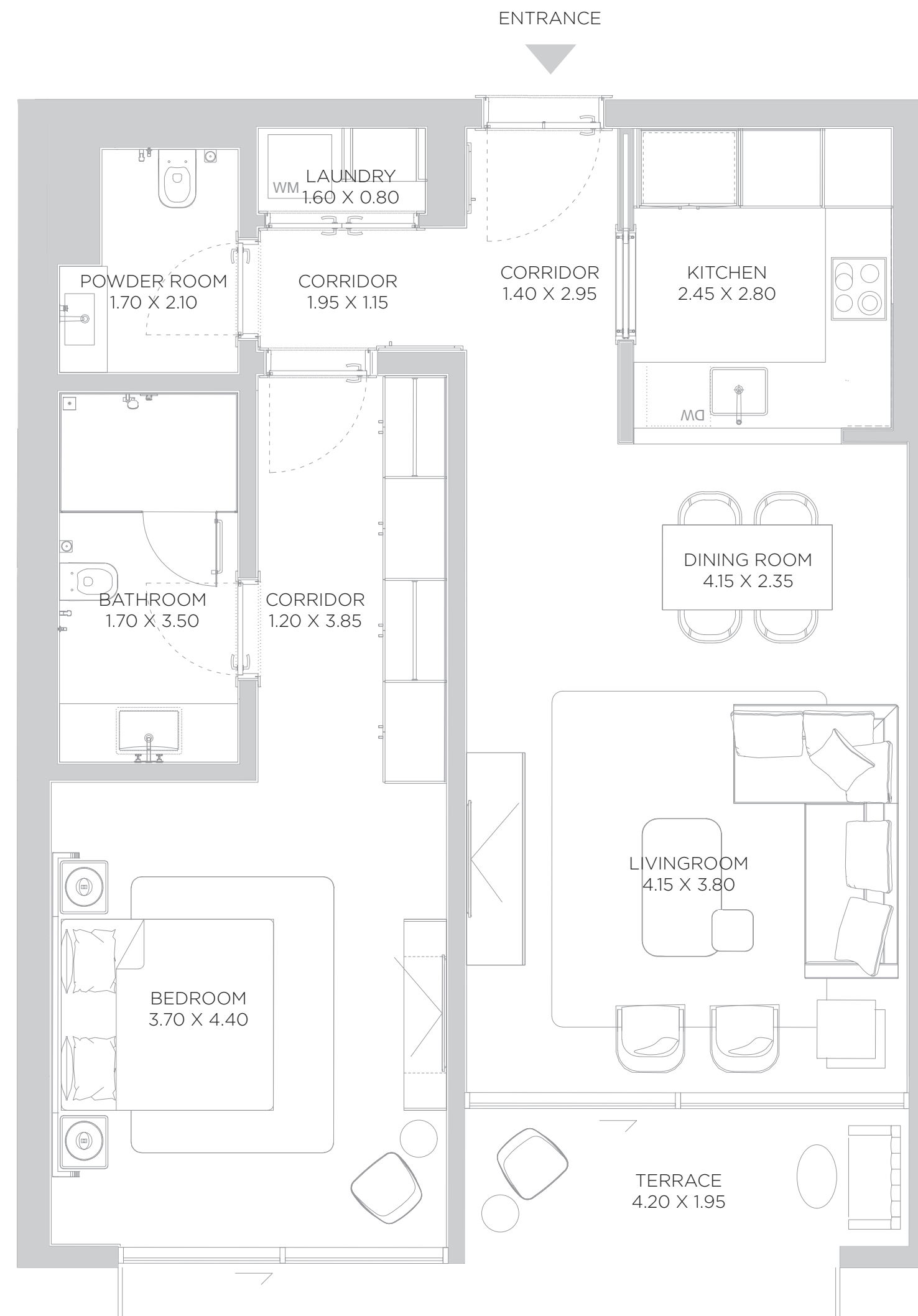
SUITE AREA	892	SQ.FT	82.90	SQ.M.
BALCONY AREA	109	SQ.FT	10.08	SQ.M.
TOTAL AREA	1,001	SQ.FT	92.98	SQ.M.

KEY PLAN

ELEVATION



FIFTH FLOOR PLAN



DISCLAIMER: All measurements, dimensions, coordinates and drawings, given as the Floor Plans in the literature are approximate and provided only for the purpose of marketing, illustration, information and general guidance as such drawings are not to scale. All the rooms, sizes, locations, orientations, dimensions, fixtures, fittings, finishes and specifications (including materials for, placement, size of rooms, windows, doors, balcony, furniture's inbuilt wardrobe etc.) provided in the floor plans may vary as the same have been taken from concept designs prior the actual development/construction and therefore their accuracy in relation to actual construction cannot be confirmed. Hence, we make no guarantee, warranty or representation as to the accuracy and completeness of the floor plan information as changes may be made during the development process, without notice. Always refer to latest IFC design available in the sales office for the most accurate representation of all construction details.

B3

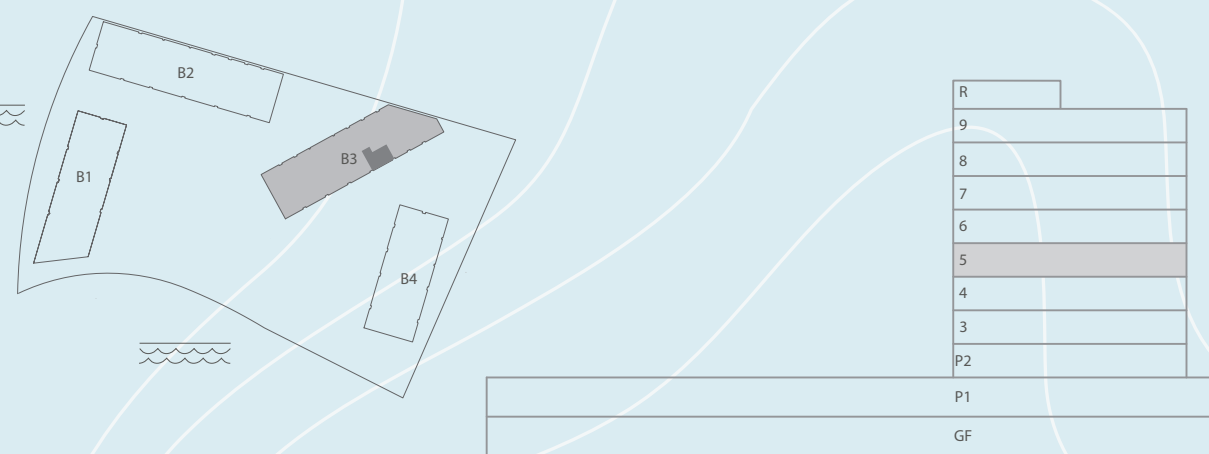
2 BEDROOM

LEVEL 05 UNIT 08

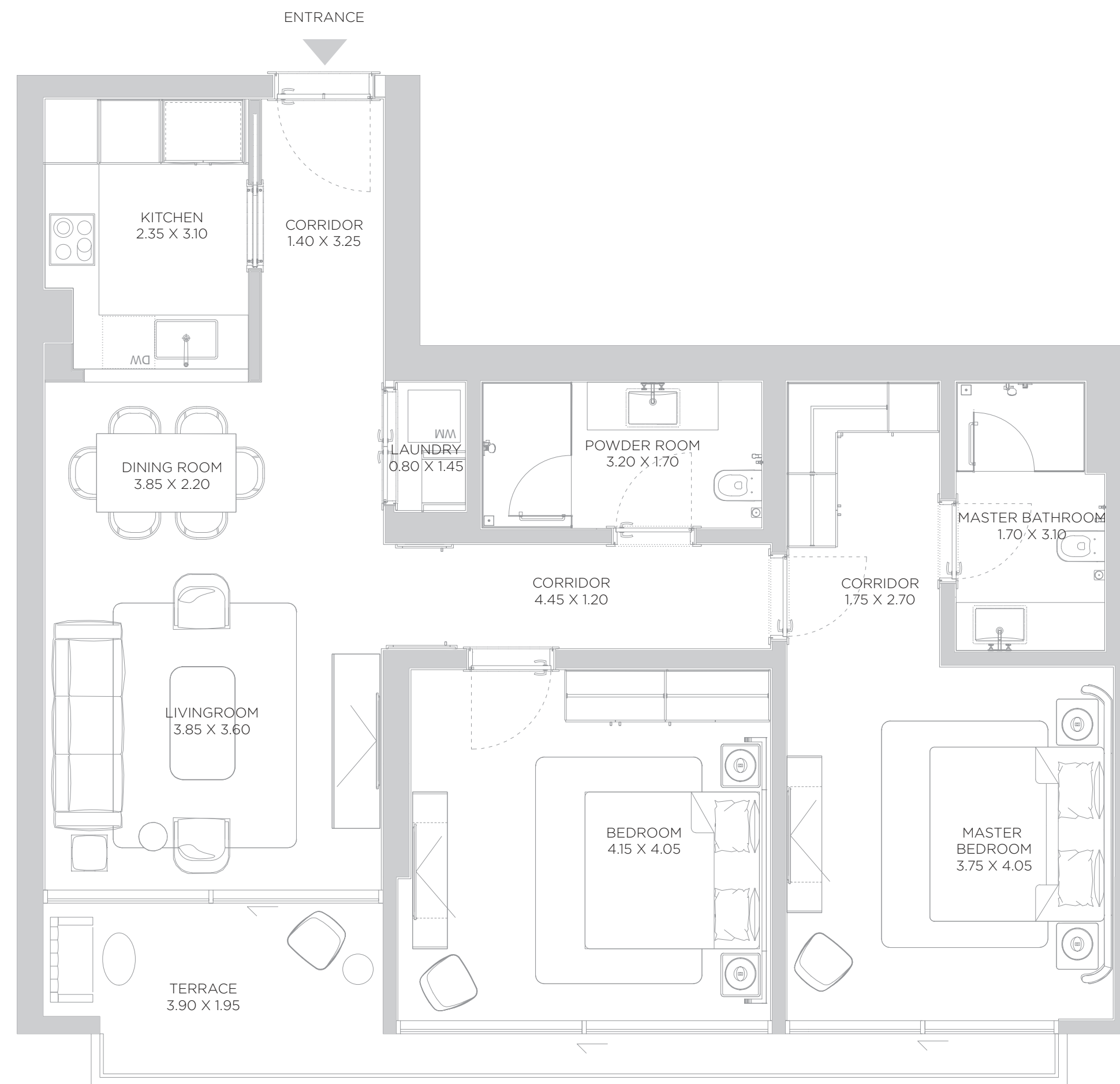
SUITE AREA	1,110	SQ.FT	103.13	SQ.M.
BALCONY AREA	126	SQ.FT	11.67	SQ.M.
TOTAL AREA	1,236	SQ.FT	114.80	SQ.M.

KEY PLAN

ELEVATION



FIFTH FLOOR PLAN



DISCLAIMER: All measurements, dimensions, coordinates and drawings, given as the Floor Plans in the literature are approximate and provided only for the purpose of marketing, illustration, information and general guidance as such drawings are not to scale. All the rooms, sizes, locations, orientations, dimensions, fixtures, fittings, finishes and specifications (including materials for, placement, size of rooms, windows, doors, balcony, furniture's inbuilt wardrobe etc.) provided in the floor plans may vary as the same have been taken from concept designs prior the actual development/construction and therefore their accuracy in relation to actual construction cannot be confirmed. Hence, we make no guarantee, warranty or representation as to the accuracy and completeness of the floor plan information as changes may be made during the development process, without notice. Always refer to latest IFC design available in the sales office for the most accurate representation of all construction details.

B3

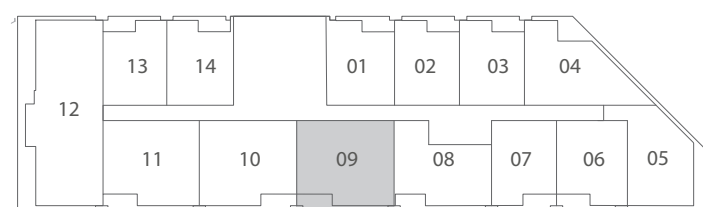
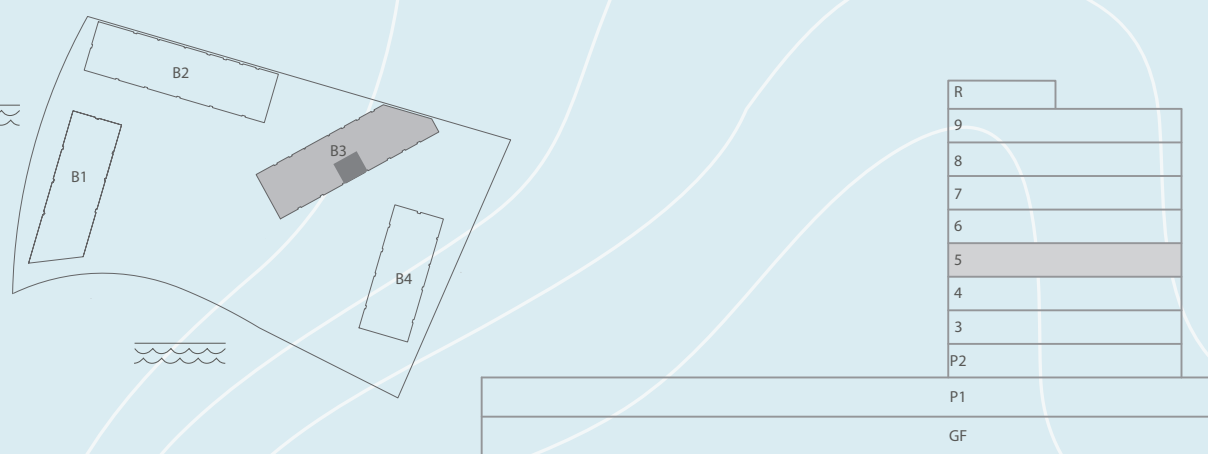
2 BEDROOM

LEVEL 05 UNIT 09

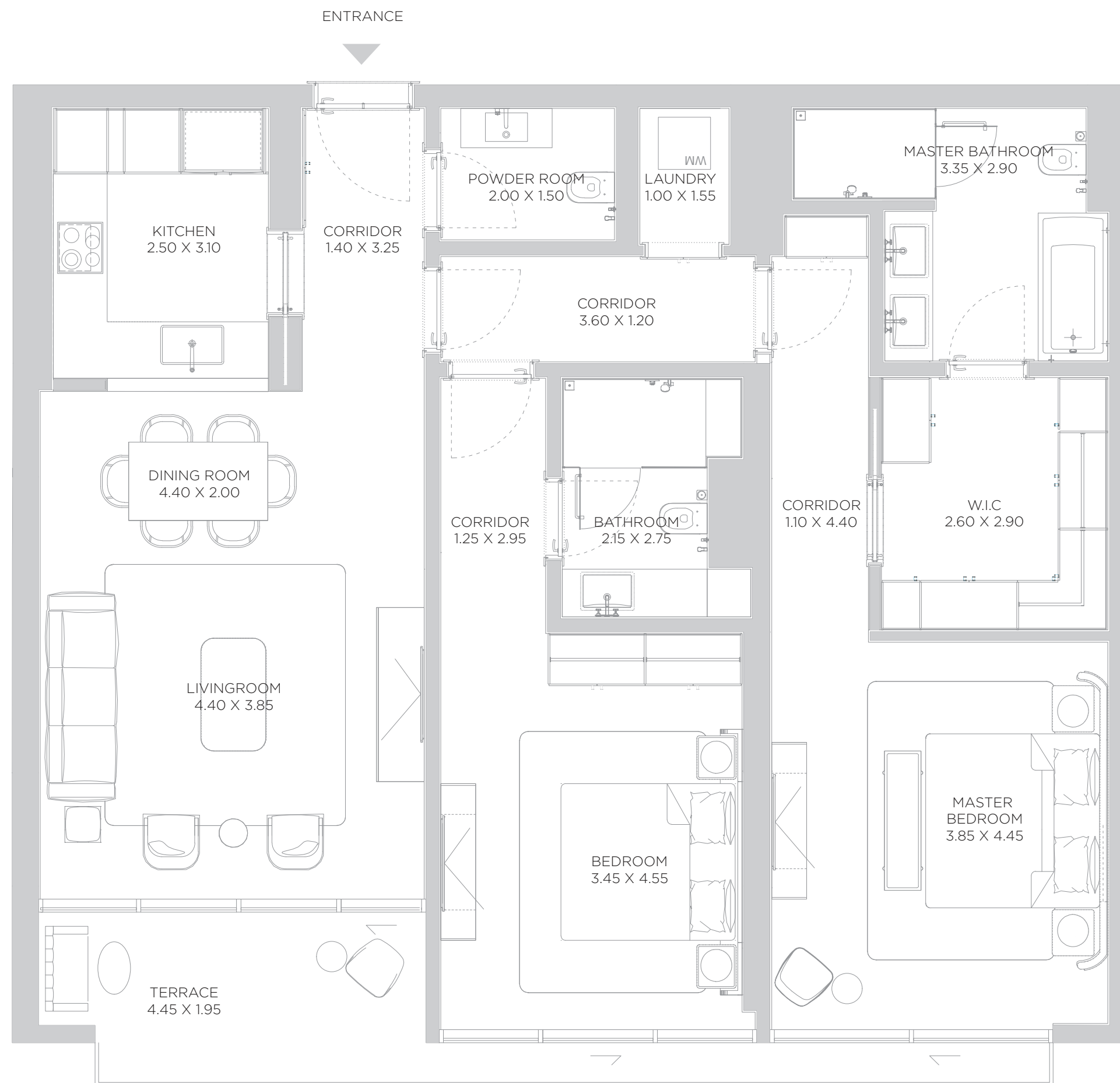
SUITE AREA	1,360	SQ.FT	126.35	SQ.M.
BALCONY AREA	134	SQ.FT	12.46	SQ.M.
TOTAL AREA	1,494	SQ.FT	138.81	SQ.M.

KEY PLAN

ELEVATION



FIFTH FLOOR PLAN



DISCLAIMER: All measurements, dimensions, coordinates and drawings, given as the Floor Plans in the literature are approximate and provided only for the purpose of marketing, illustration, information and general guidance as such drawings are not to scale. All the rooms, sizes, locations, orientations, dimensions, fixtures, fittings, finishes and specifications (including materials for, placement, size of rooms, windows, doors, balcony, furniture's inbuilt wardrobe etc.) provided in the floor plans may vary as the same have been taken from concept designs prior the actual development/construction and therefore their accuracy in relation to actual construction cannot be confirmed. Hence, we make no guarantee, warranty or representation as to the accuracy and completeness of the floor plan information as changes may be made during the development process, without notice. Always refer to latest IFC design available in the sales office for the most accurate representation of all construction details.

B3

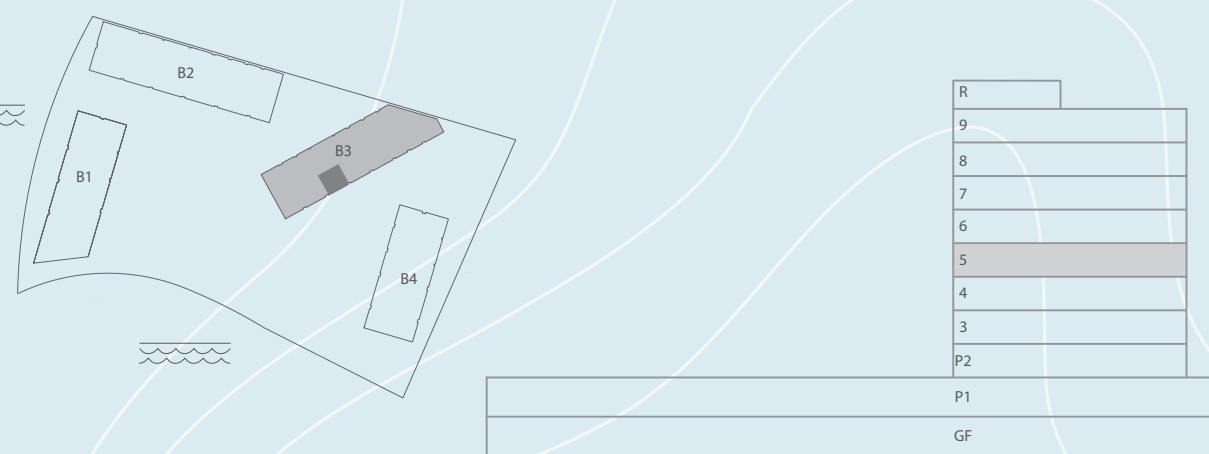
2 BEDROOM

LEVEL 05 UNIT 10

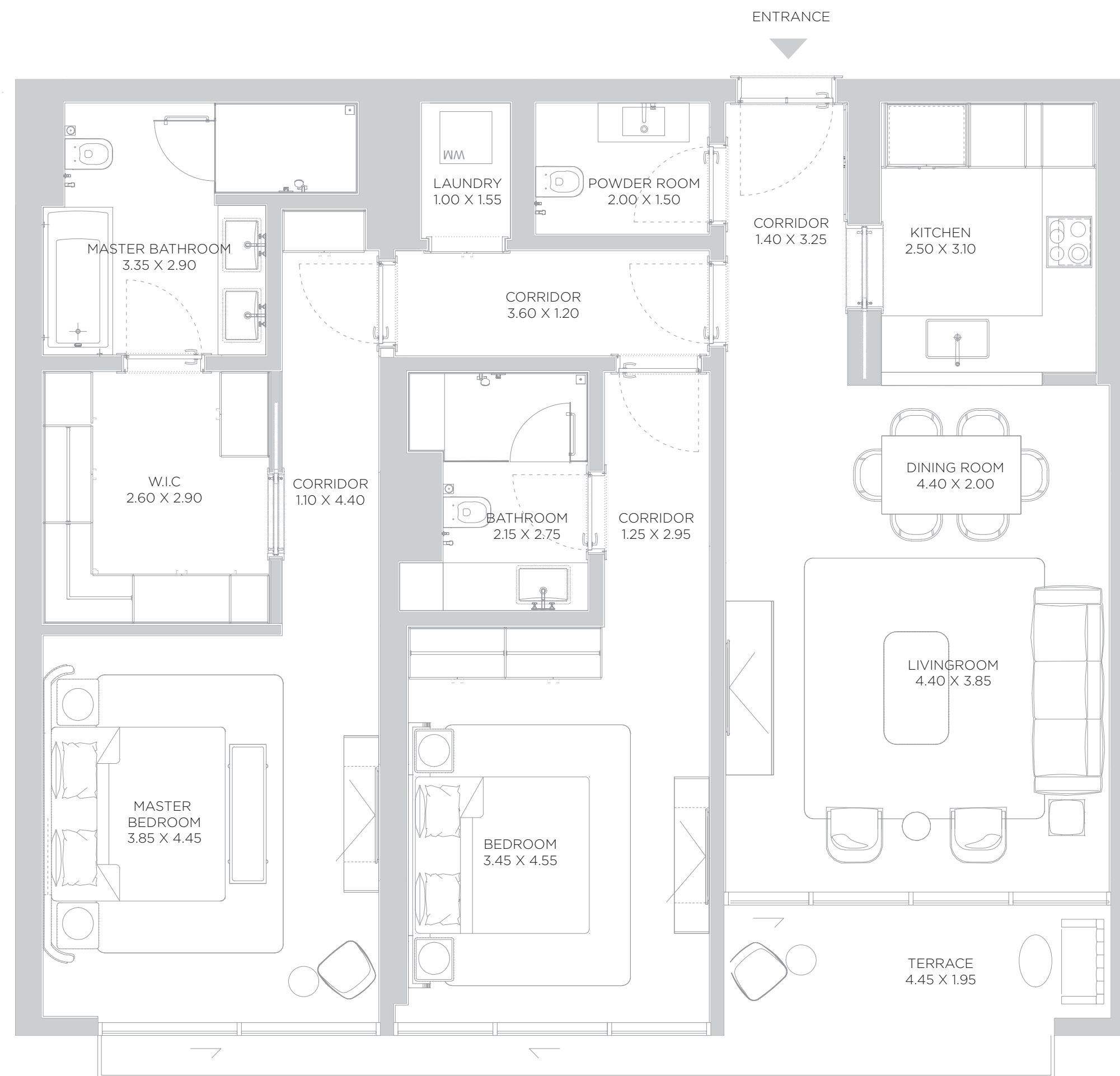
SUITE AREA	1,370	SQ.FT	127.26	SQ.M.
BALCONY AREA	136	SQ.FT	12.69	SQ.M.
TOTAL AREA	1,506	SQ.FT	139.95	SQ.M.

KEY PLAN

ELEVATION



FIFTH FLOOR PLAN



DISCLAIMER: All measurements, dimensions, coordinates and drawings, given as the Floor Plans in the literature are approximate and provided only for the purpose of marketing, illustration, information and general guidance as such drawings are not to scale. All the rooms, sizes, locations, orientations, dimensions, fixtures, fittings, finishes and specifications (including materials for, placement, size of rooms, windows, doors, balcony, furniture's inbuilt wardrobe etc.) provided in the floor plans may vary as the same have been taken from concept designs prior to the actual development/construction and therefore their accuracy in relation to actual construction cannot be confirmed. Hence, we make no guarantee, warranty or representation as to the accuracy and completeness of the floor plan information as changes may be made during the development process, without notice. Always refer to latest IFC design available in the sales office for the most accurate representation of all construction details.

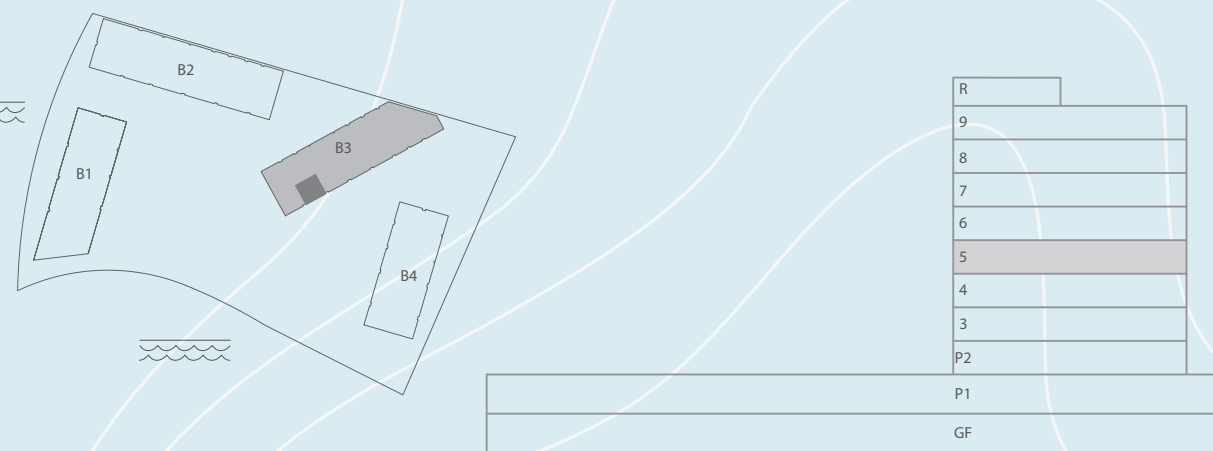
B3

2 BEDROOM
 LEVEL 05 UNIT 11

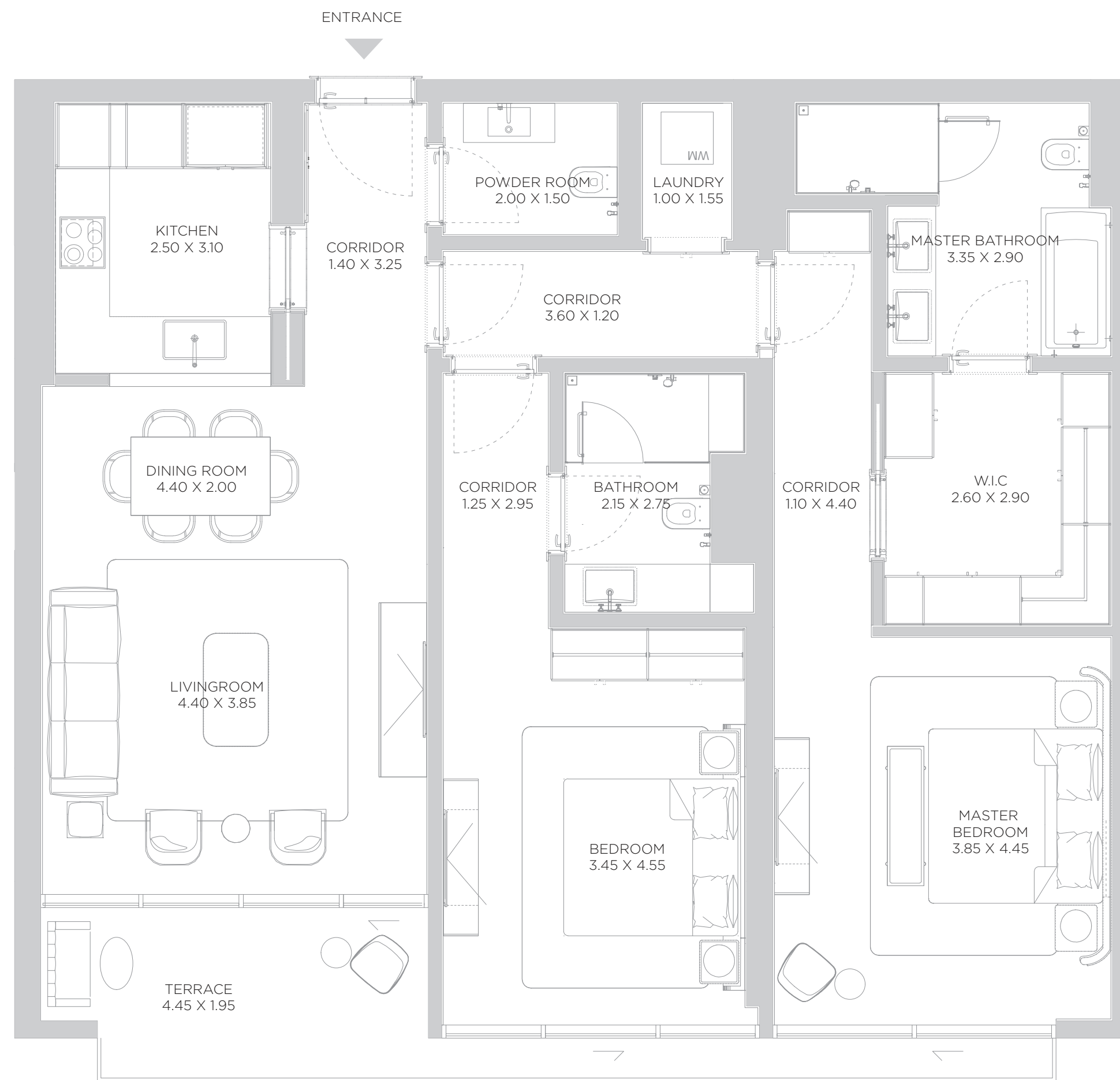
SUITE AREA	1,368	SQ.FT	127.07	SQ.M.
BALCONY AREA	136	SQ.FT	12.61	SQ.M.
TOTAL AREA	1,504	SQ.FT	139.68	SQ.M.

KEY PLAN

ELEVATION



FIFTH FLOOR PLAN



DISCLAIMER: All measurements, dimensions, coordinates and drawings, given as the Floor Plans in the literature are approximate and provided only for the purpose of marketing, illustration, information and general guidance as such drawings are not to scale. All the rooms, sizes, locations, orientations, dimensions, fixtures, fittings, finishes and specifications (including materials for, placement, size of rooms, windows, doors, balcony, furniture's inbuilt wardrobe etc.) provided in the floor plans may vary as the same have been taken from concept designs prior the actual development/construction and therefore their accuracy in relation to actual construction cannot be confirmed. Hence, we make no guarantee, warranty or representation as to the accuracy and completeness of the floor plan information as changes may be made during the development process, without notice. Always refer to latest IFC design available in the sales office for the most accurate representation of all construction details.

B3

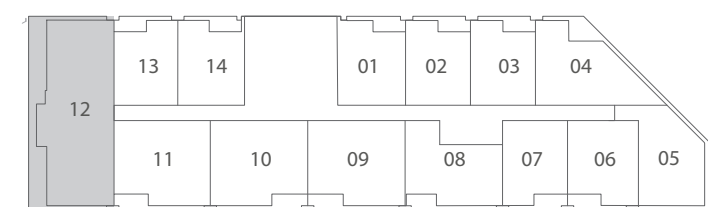
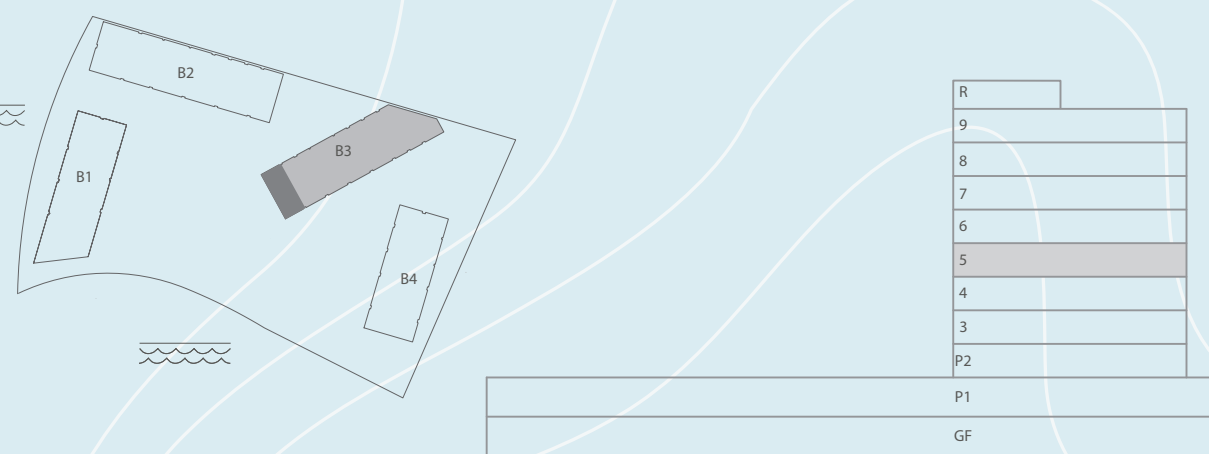
3 BEDROOM

LEVEL 05 UNIT 12

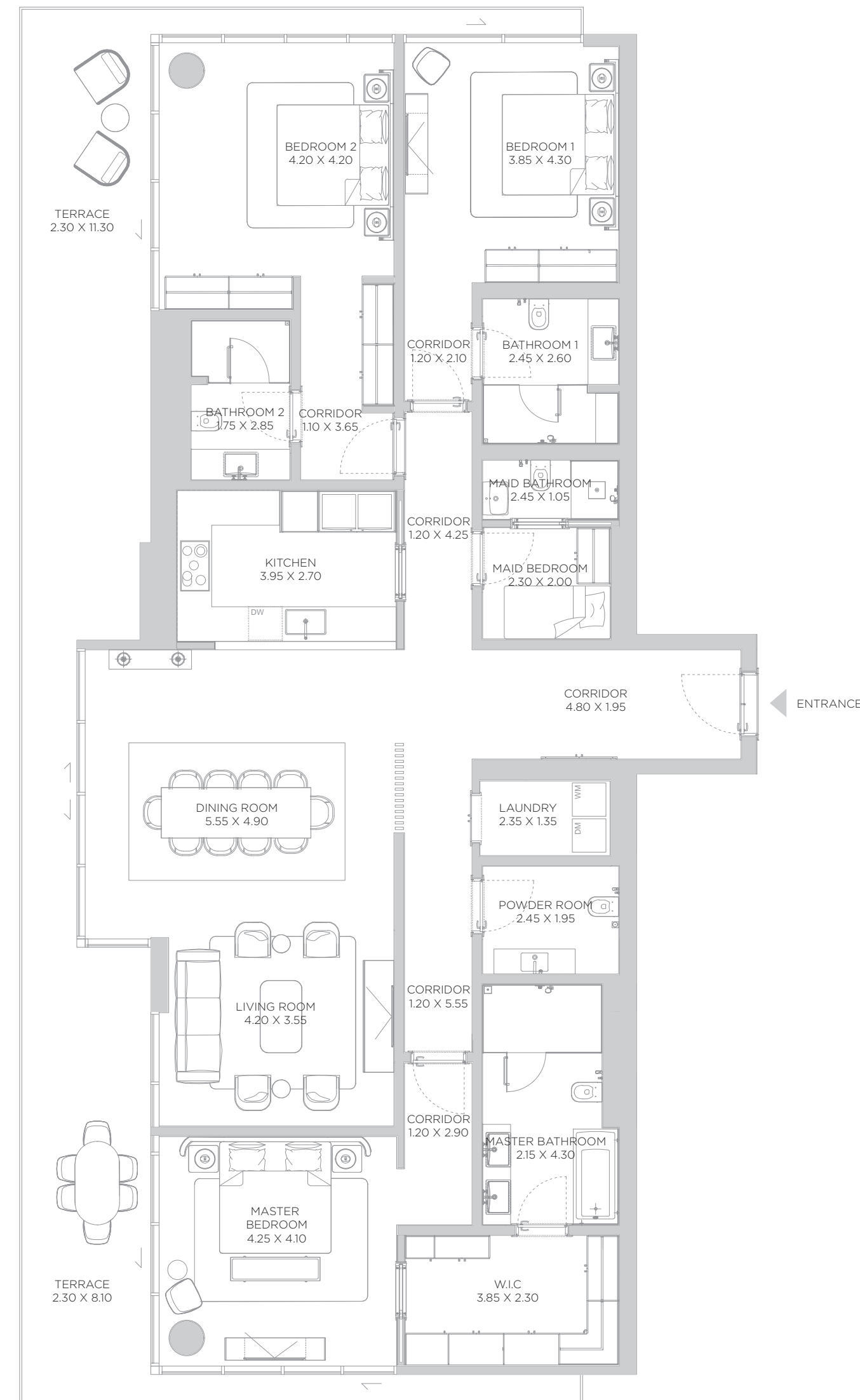
SUITE AREA	2,288	SQ.FT	212.59	SQ.M.
BALCONY AREA	653	SQ.FT	60.61	SQ.M.
TOTAL AREA	2,941	SQ.FT	273.20	SQ.M.

KEY PLAN

ELEVATION



FIFTH FLOOR PLAN



DISCLAIMER: All measurements, dimensions, coordinates and drawings, given as the Floor Plans in the literature are approximate and provided only for the purpose of marketing, illustration, information and general guidance as such drawings are not to scale. All the rooms, sizes, locations, orientations, dimensions, fixtures, fittings, finishes and specifications (including materials for, placement, size of rooms, windows, doors, balcony, furniture's inbuilt wardrobe etc.) provided in the floor plans may vary as the same have been taken from concept designs prior to the actual development/construction and therefore their accuracy in relation to actual construction cannot be confirmed. Hence, we make no guarantee, warranty or representation as to the accuracy and completeness of the floor plan information as changes may be made during the development process, without notice. Always refer to latest IFC design available in the sales office for the most accurate representation of all construction details.

B3

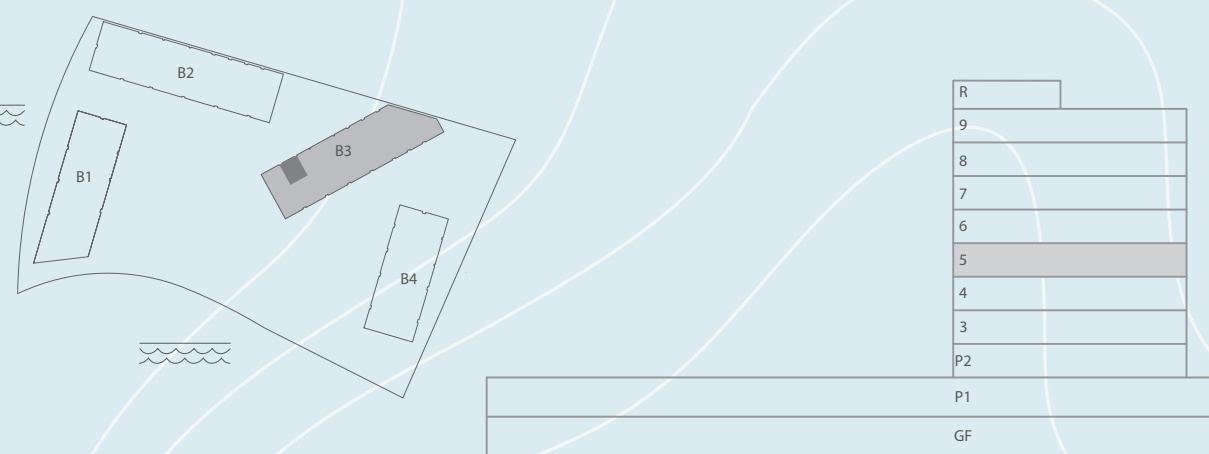
1 BEDROOM

LEVEL 05 UNIT 13

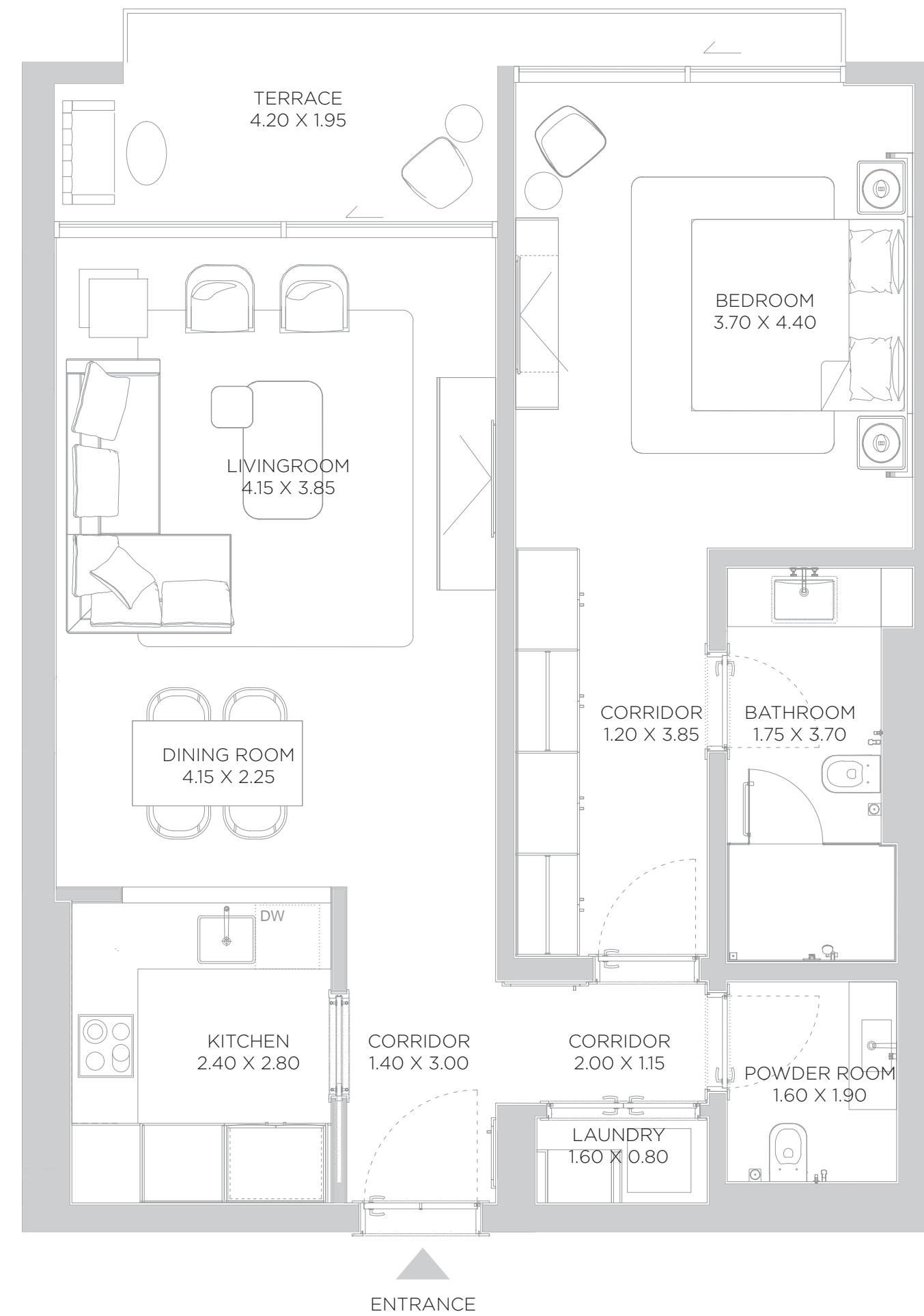
SUITE AREA	889	SQ.FT	82.57	SQ.M.
BALCONY AREA	108	SQ.FT	10.09	SQ.M.
TOTAL AREA	997	SQ.FT	92.66	SQ.M.

KEY PLAN

ELEVATION



FIFTH FLOOR PLAN



DISCLAIMER: All measurements, dimensions, coordinates and drawings, given as the Floor Plans in the literature are approximate and provided only for the purpose of marketing, illustration, information and general guidance as such drawings are not to scale. All the rooms, sizes, locations, orientations, dimensions, fixtures, fittings, finishes and specifications (including materials for, placement, size of rooms, windows, doors, balcony, furniture's inbuilt wardrobe etc.) provided in the floor plans may vary as the same have been taken from concept designs prior the actual development/construction and therefore their accuracy in relation to actual construction cannot be confirmed. Hence, we make no guarantee, warranty or representation as to the accuracy and completeness of the floor plan information as changes may be made during the development process, without notice. Always refer to latest IFC design available in the sales office for the most accurate representation of all construction details.

B3

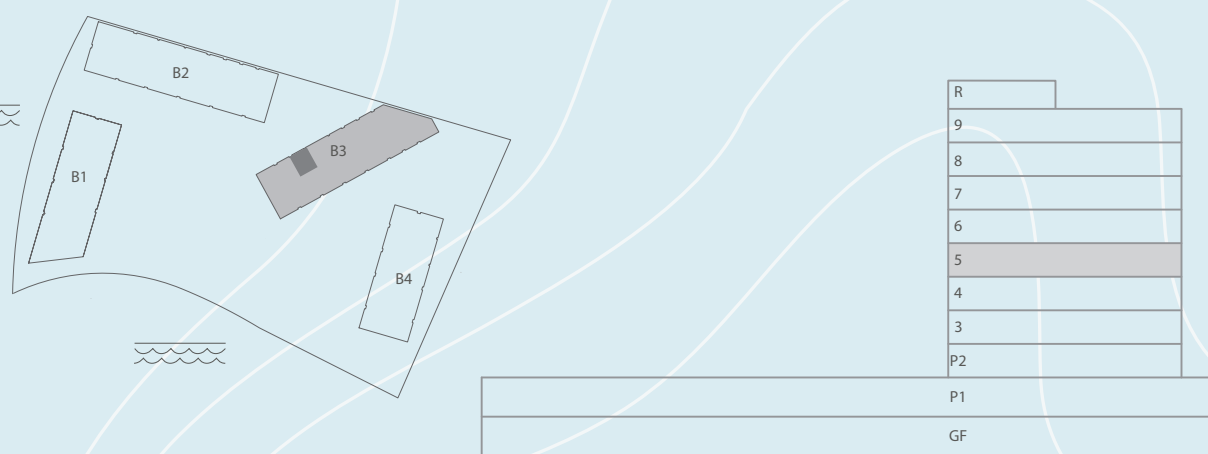
1 BEDROOM

LEVEL 05 UNIT 14

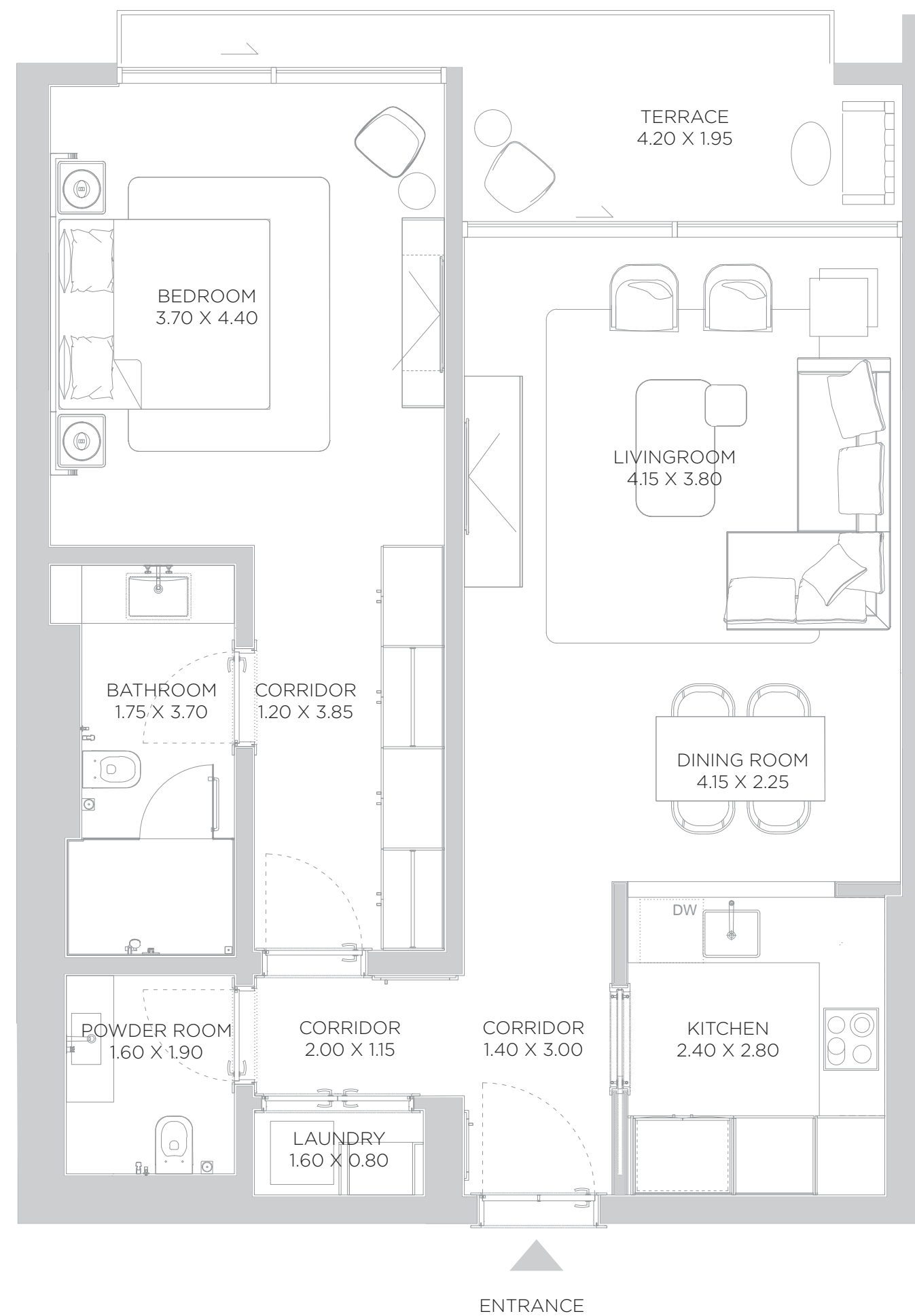
SUITE AREA	889	SQ.FT	82.57	SQ.M.
BALCONY AREA	109	SQ.FT	10.15	SQ.M.
TOTAL AREA	998	SQ.FT	92.72	SQ.M.

KEY PLAN

ELEVATION



FIFTH FLOOR PLAN



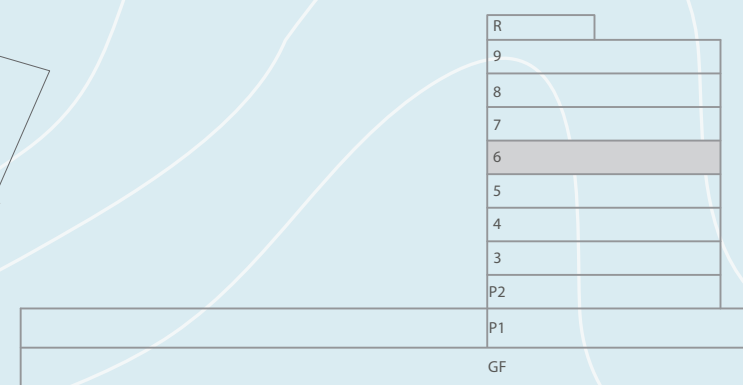
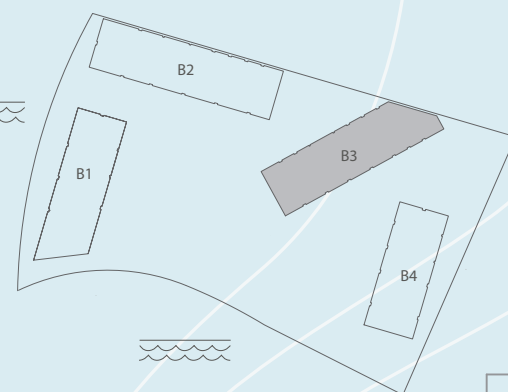
DISCLAIMER: All measurements, dimensions, coordinates and drawings, given as the Floor Plans in the literature are approximate and provided only for the purpose of marketing, illustration, information and general guidance as such drawings are not to scale. All the rooms, sizes, locations, orientations, dimensions, fixtures, fittings, finishes and specifications (including materials for, placement, size of rooms, windows, doors, balcony, furniture's inbuilt wardrobe etc.) provided in the floor plans may vary as the same have been taken from concept designs prior the actual development/construction and therefore their accuracy in relation to actual construction cannot be confirmed. Hence, we make no guarantee, warranty or representation as to the accuracy and completeness of the floor plan information as changes may be made during the development process, without notice. Always refer to latest IFC design available in the sales office for the most accurate representation of all construction details.

BEACH RESIDENCES DUBAI ISLANDS

B3 LEVEL 06

KEY PLAN

ELEVATION



DISCLAIMER: All measurements, dimensions, coordinates and drawings, given as the Floor Plans in the literature are approximate and provided only for the purpose of marketing, illustration, information and general guidance as such drawings are not to scale. All the rooms, sizes, locations, orientations, dimensions, fixtures, fittings, finishes and specifications (including materials for, placement, size of rooms, windows, doors, balcony, furniture's inbuilt wardrobe etc.) provided in the floor plans may vary as the same have been taken from concept designs prior the actual development/construction and therefore their accuracy in relation to actual construction cannot be confirmed. Hence, we make no guarantee, warranty or representation as to the accuracy and completeness of the floor plan information as changes may be made during the development process, without notice. Always refer to latest IFC design available in the sales office for the most accurate representation of all construction details.

B3

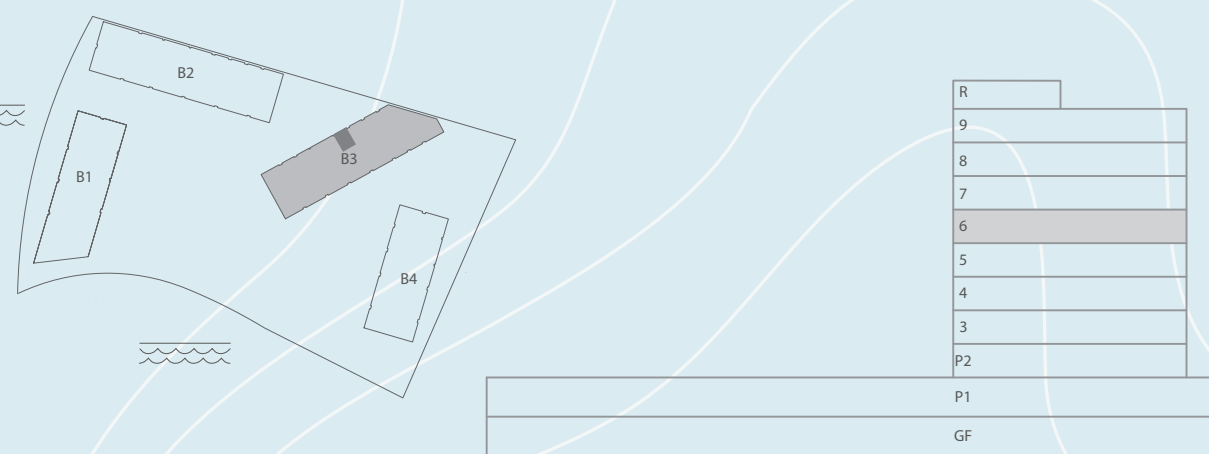
1 BEDROOM

LEVEL 06 UNIT 01

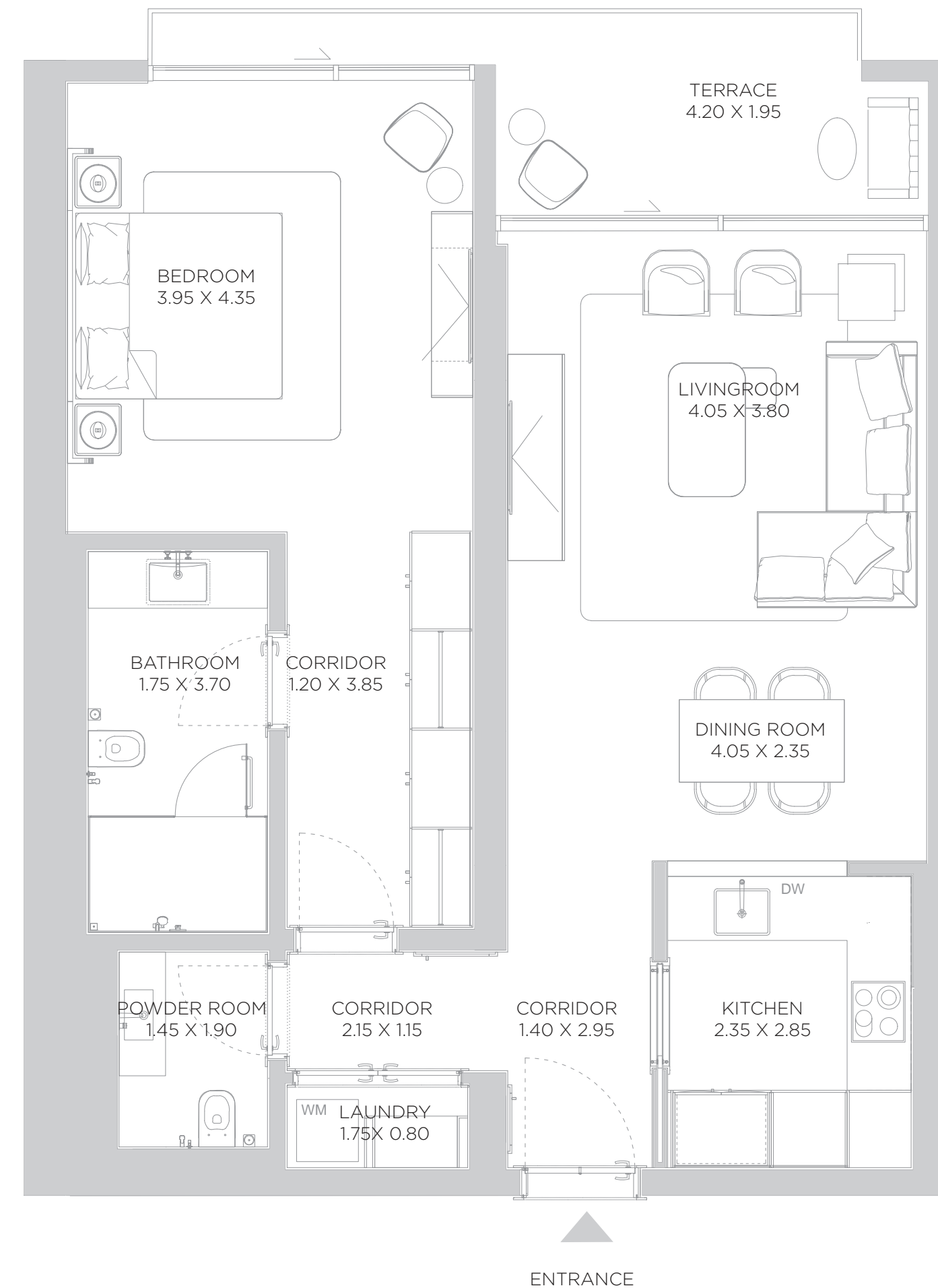
SUITE AREA	926	SQ.FT	86.04	SQ.M.
BALCONY AREA	110	SQ.FT	10.25	SQ.M.
TOTAL AREA	1,036	SQ.FT	96.29	SQ.M.

KEY PLAN

ELEVATION



SIXTH FLOOR PLAN



B3

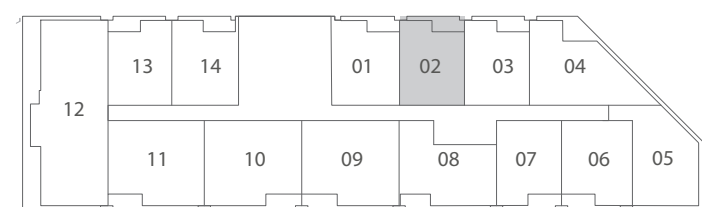
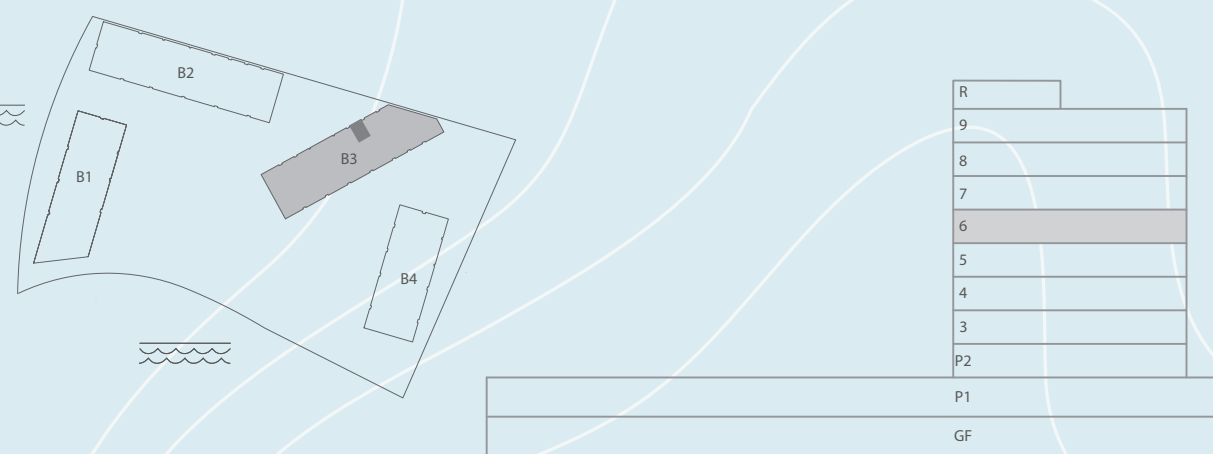
1 BEDROOM

LEVEL 06 UNIT 02

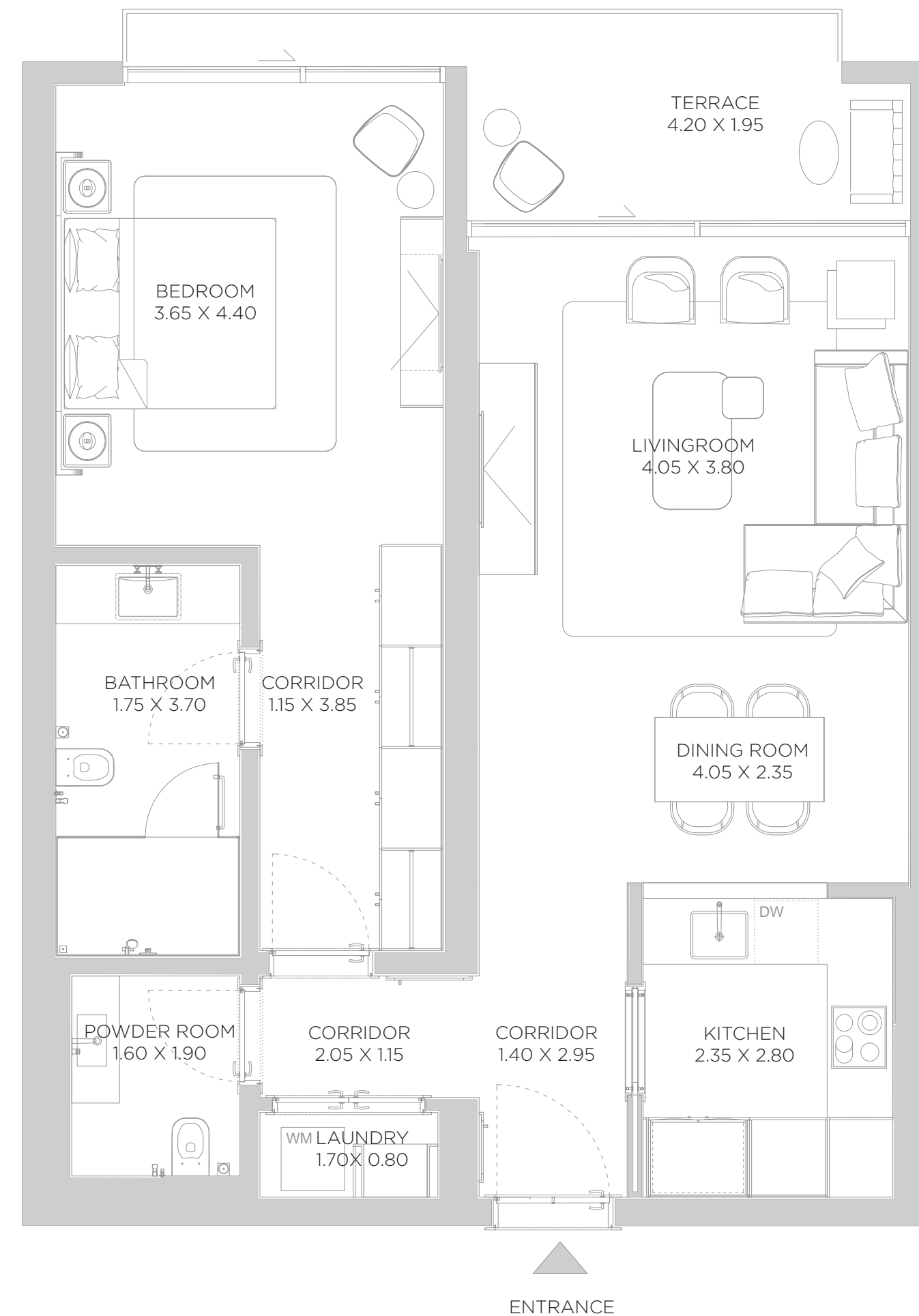
SUITE AREA	894	SQ.FT	83.06	SQ.M.
BALCONY AREA	110	SQ.FT	10.18	SQ.M.
TOTAL AREA	1,004	SQ.FT	93.24	SQ.M.

KEY PLAN

ELEVATION



SIXTH FLOOR PLAN



DISCLAIMER: All measurements, dimensions, coordinates and drawings, given as the Floor Plans in the literature are approximate and provided only for the purpose of marketing, illustration, information and general guidance as such drawings are not to scale. All the rooms, sizes, locations, orientations, dimensions, fixtures, fittings, finishes and specifications (including materials for, placement, size of rooms, windows, doors, balcony, furniture's inbuilt wardrobe etc.) provided in the floor plans may vary as the same have been taken from concept designs prior the actual development/construction and therefore their accuracy in relation to actual construction cannot be confirmed. Hence, we make no guarantee, warranty or representation as to the accuracy and completeness of the floor plan information as changes may be made during the development process, without notice. Always refer to latest IFC design available in the sales office for the most accurate representation of all construction details.

B3

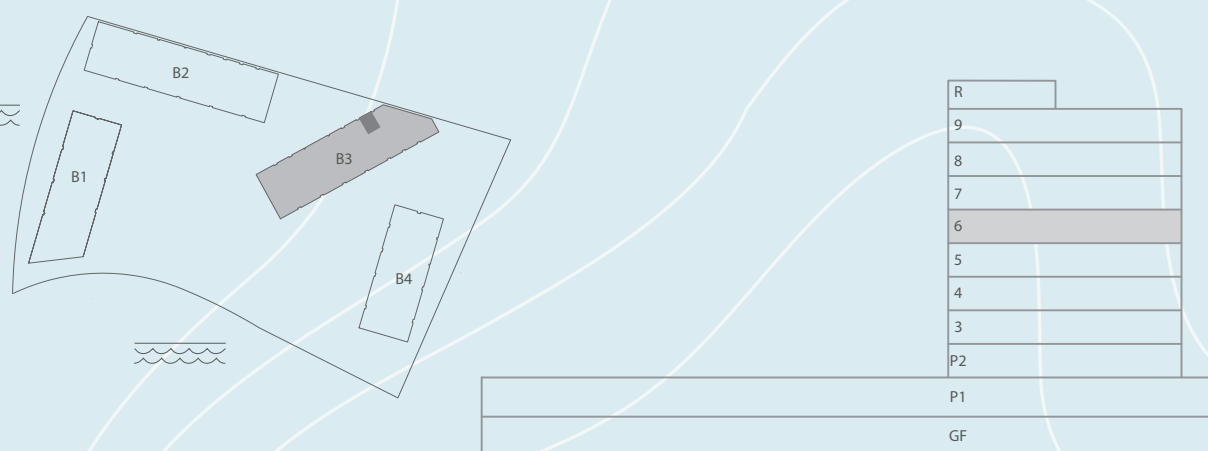
1 BEDROOM

LEVEL 06 UNIT 03

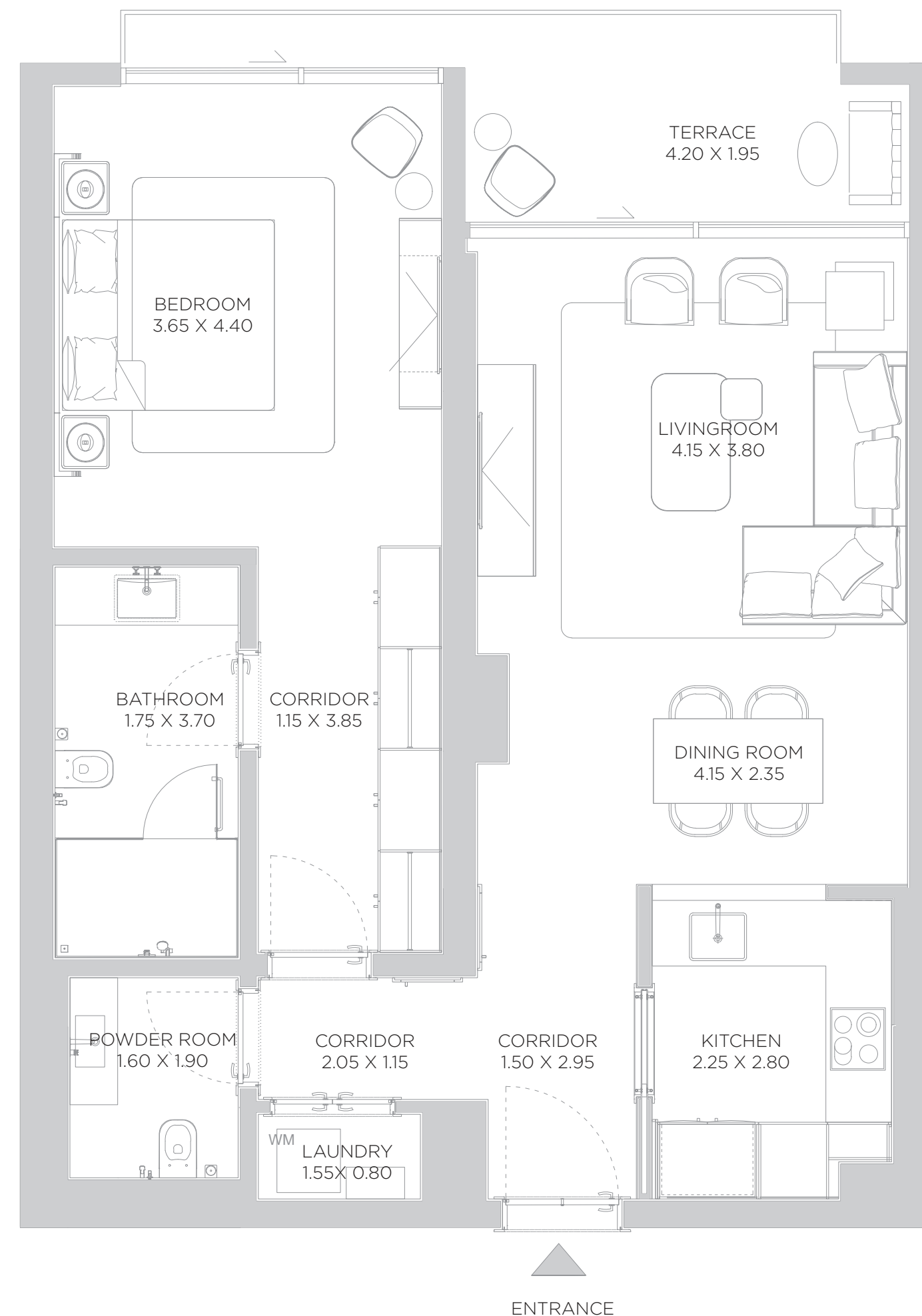
SUITE AREA	880	SQ.FT	81.76	SQ.M.
BALCONY AREA	110	SQ.FT	10.17	SQ.M.
TOTAL AREA	990	SQ.FT	91.93	SQ.M.

KEY PLAN

ELEVATION



SIXTH FLOOR PLAN



B3

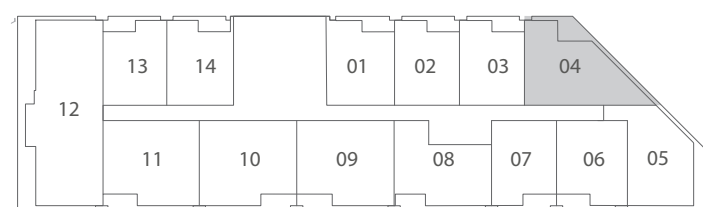
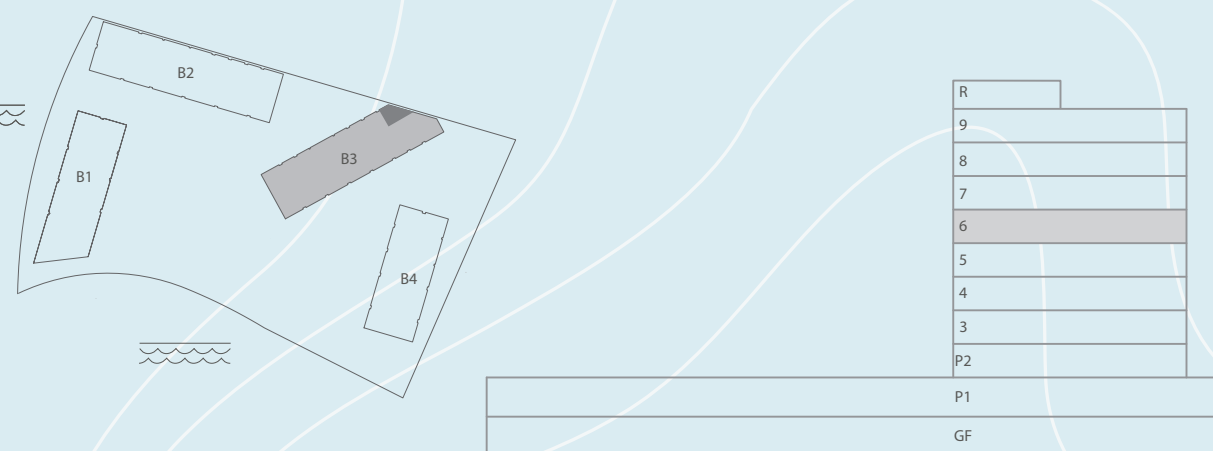
1 BEDROOM

LEVEL 06 UNIT 04

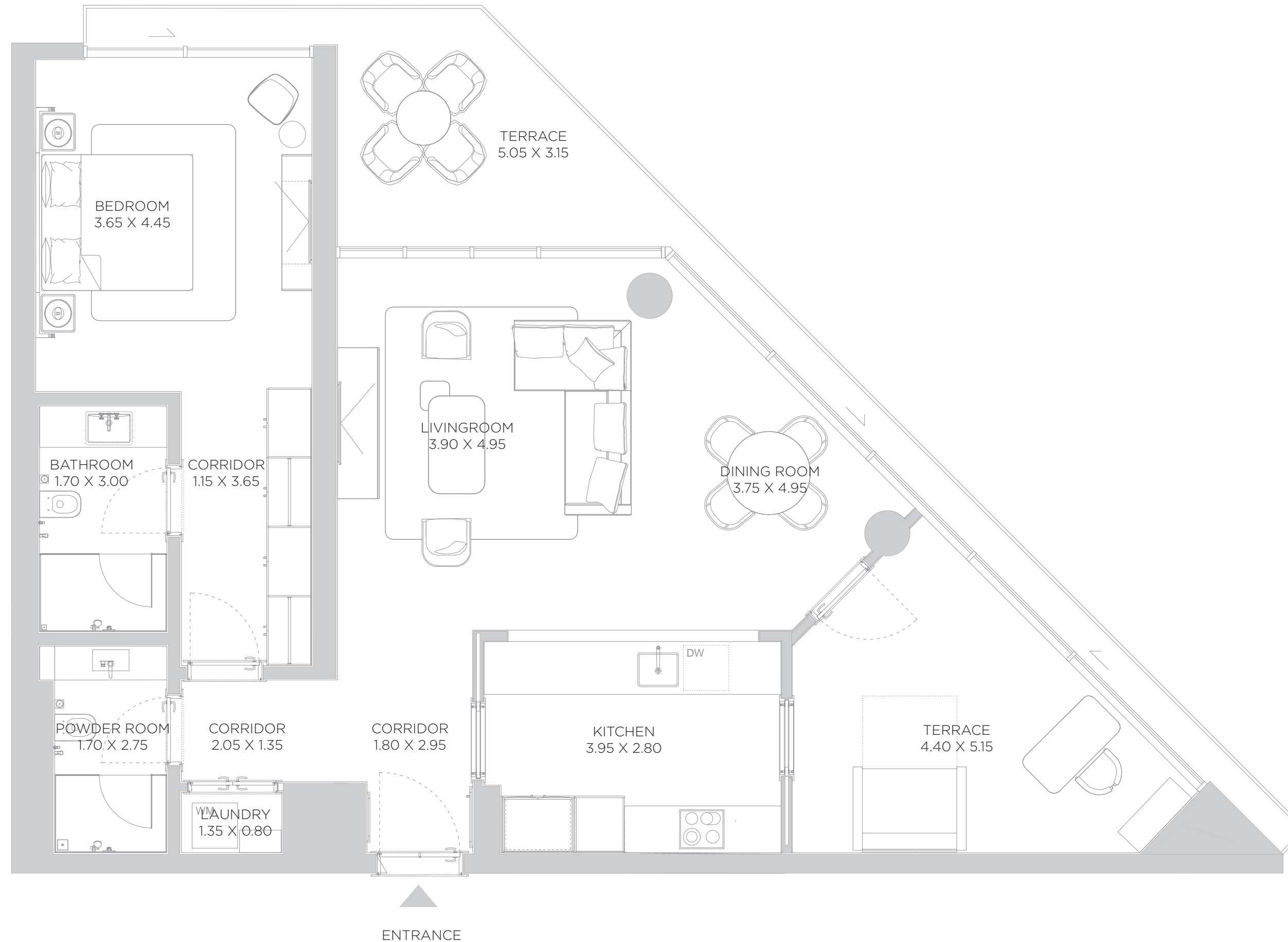
SUITE AREA	1,199	SQ.FT	111.36	SQ.M.
BALCONY AREA	206	SQ.FT	19.13	SQ.M.
TOTAL AREA	1,405	SQ.FT	130.49	SQ.M.

KEY PLAN

ELEVATION



SIXTH FLOOR PLAN



DISCLAIMER: All measurements, dimensions, coordinates and drawings, given as the Floor Plans in the literature are approximate and provided only for the purpose of marketing, illustration, information and general guidance as such drawings are not to scale. All the rooms, sizes, locations, orientations, dimensions, fixtures, fittings, finishes and specifications (including materials for, placement, size of rooms, windows, doors, balcony, furniture's inbuilt wardrobe etc.) provided in the floor plans may vary as the same have been taken from concept designs prior the actual development/construction and therefore their accuracy in relation to actual construction cannot be confirmed. Hence, we make no guarantee, warranty or representation as to the accuracy and completeness of the floor plan information as changes may be made during the development process, without notice. Always refer to latest IFC design available in the sales office for the most accurate representation of all construction details.

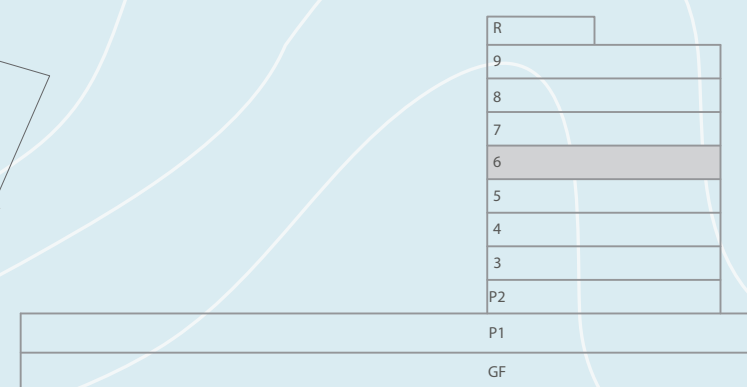
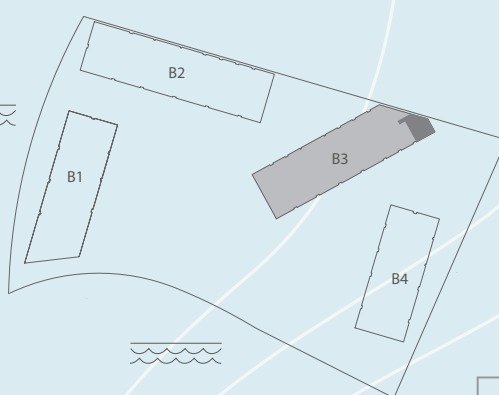
B3

1 BEDROOM
 LEVEL 06 UNIT 05

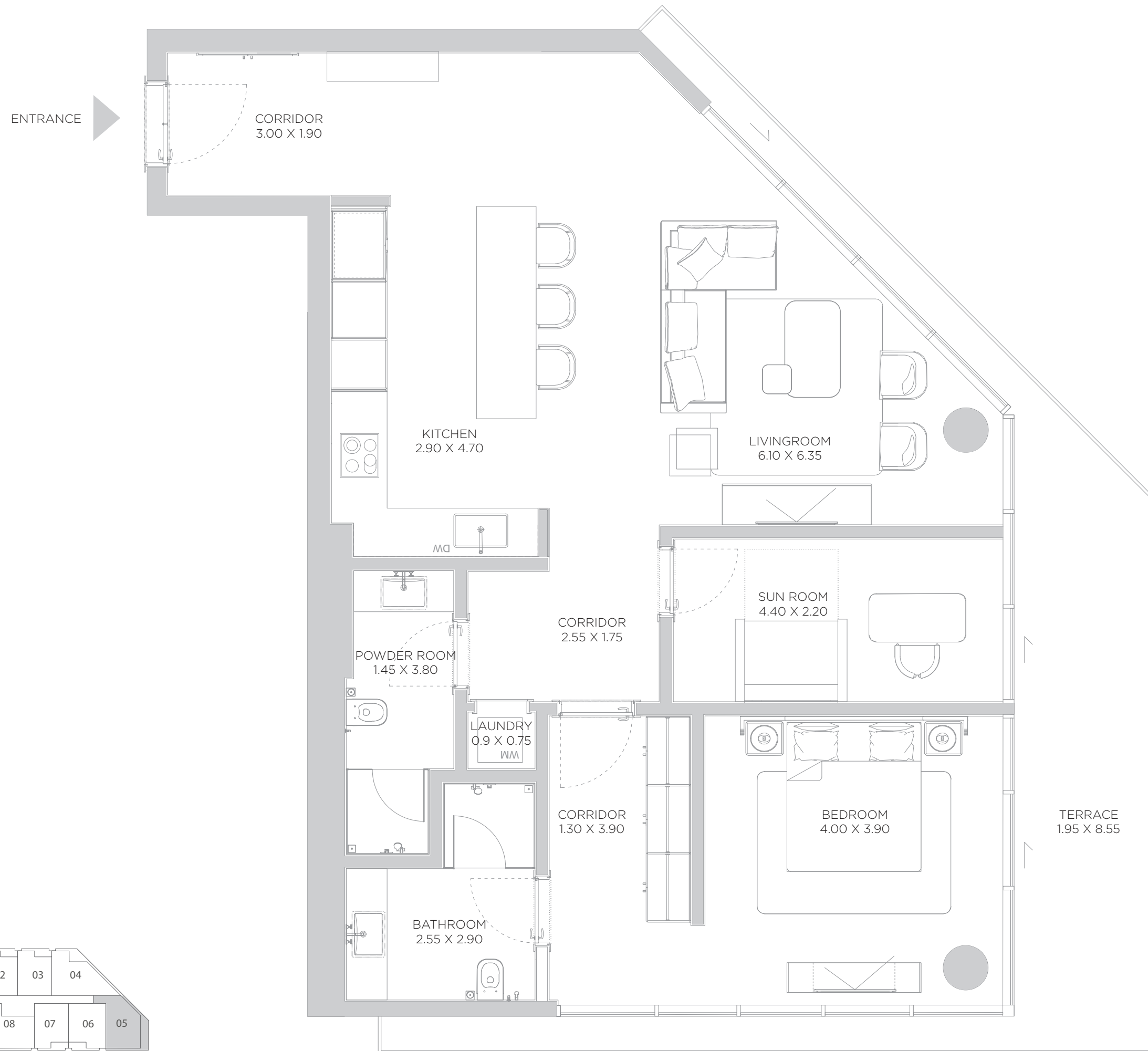
SUITE AREA	1,215	SQ.FT	112.84	SQ.M.
BALCONY AREA	262	SQ.FT	24.42	SQ.M.
TOTAL AREA	1,477	SQ.FT	137.26	SQ.M.

KEY PLAN

ELEVATION



SIXTH FLOOR PLAN



DISCLAIMER: All measurements, dimensions, coordinates and drawings, given as the Floor Plans in the literature are approximate and provided only for the purpose of marketing, illustration, information and general guidance as such drawings are not to scale. All the rooms, sizes, locations, orientations, dimensions, fixtures, fittings, finishes and specifications (including materials for, placement, size of rooms, windows, doors, balcony, furniture's inbuilt wardrobe etc.) provided in the floor plans may vary as the same have been taken from concept designs prior to the actual development/construction and therefore their accuracy in relation to actual construction cannot be confirmed. Hence, we make no guarantee, warranty or representation as to the accuracy and completeness of the floor plan information as changes may be made during the development process, without notice. Always refer to latest IFC design available in the sales office for the most accurate representation of all construction details.

B3

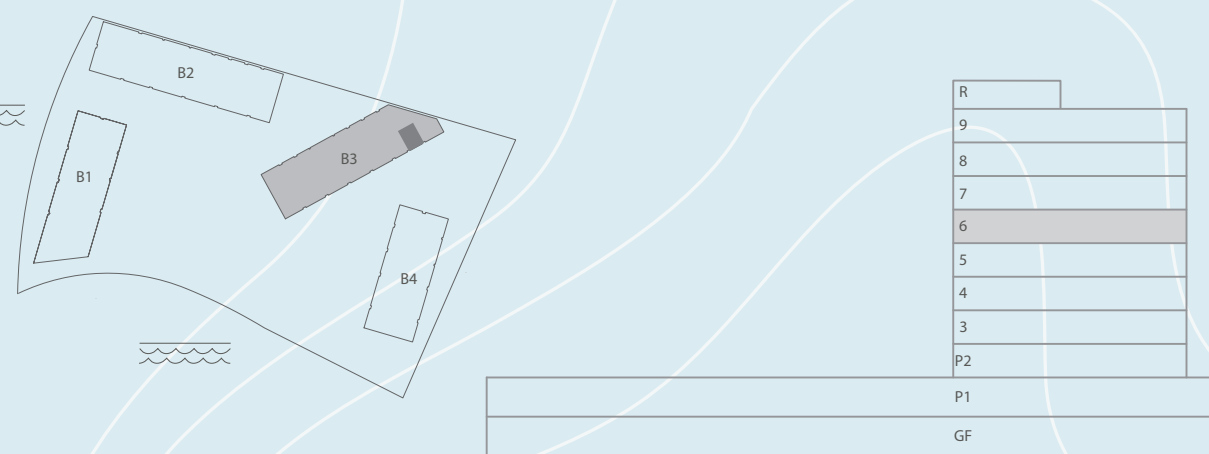
1 BEDROOM

LEVEL 06 UNIT 06

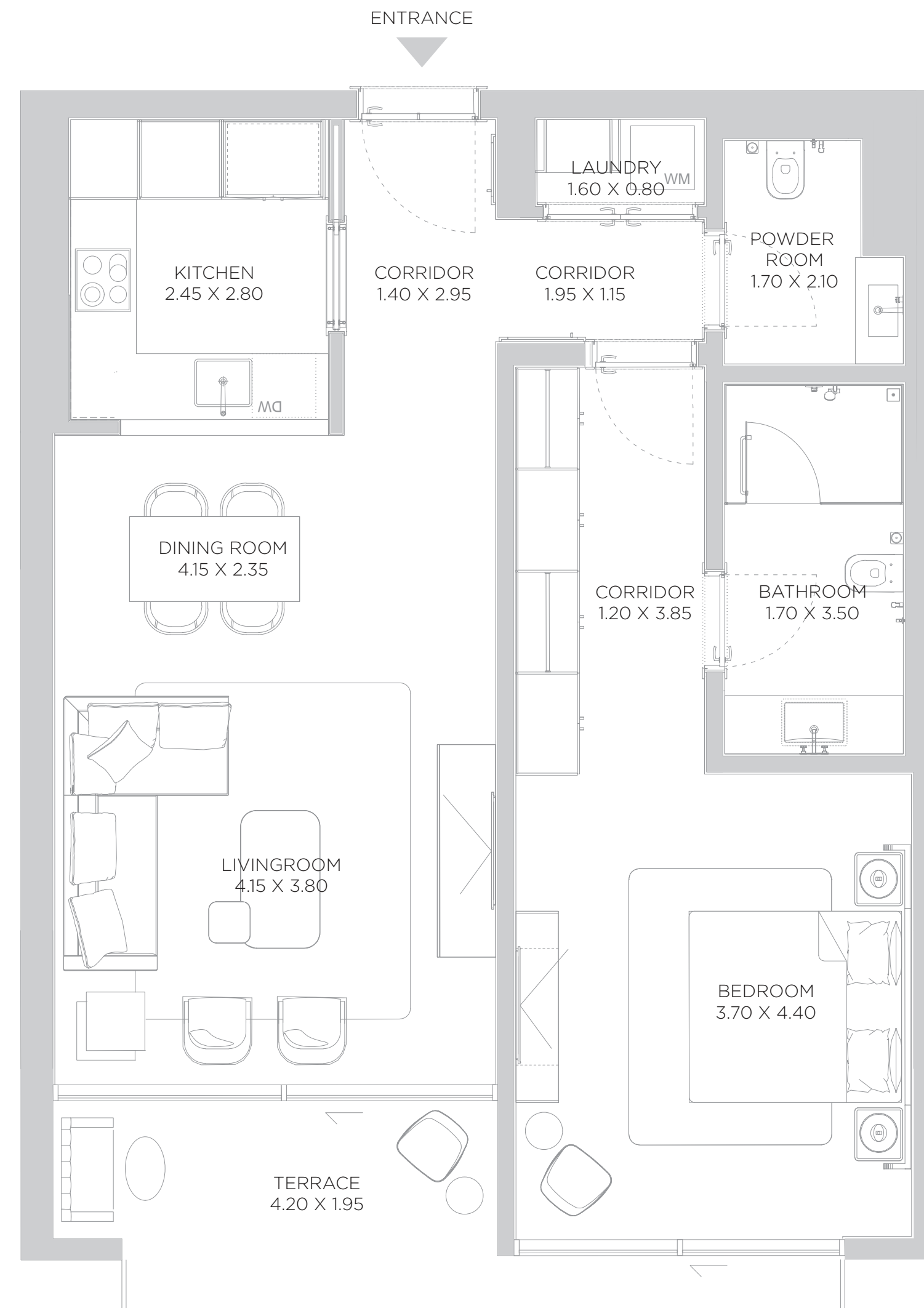
SUITE AREA	894	SQ.FT	83.03	SQ.M.
BALCONY AREA	108	SQ.FT	10.09	SQ.M.
TOTAL AREA	1,002	SQ.FT	93.12	SQ.M.

KEY PLAN

ELEVATION



SIXTH FLOOR PLAN



DISCLAIMER: All measurements, dimensions, coordinates and drawings, given as the Floor Plans in the literature are approximate and provided only for the purpose of marketing, illustration, information and general guidance as such drawings are not to scale. All the rooms, sizes, locations, orientations, dimensions, fixtures, fittings, finishes and specifications (including materials for, placement, size of rooms, windows, doors, balcony, furniture's inbuilt wardrobe etc.) provided in the floor plans may vary as the same have been taken from concept designs prior to the actual development/construction and therefore their accuracy in relation to actual construction cannot be confirmed. Hence, we make no guarantee, warranty or representation as to the accuracy and completeness of the floor plan information as changes may be made during the development process, without notice. Always refer to latest IFC design available in the sales office for the most accurate representation of all construction details.

B3

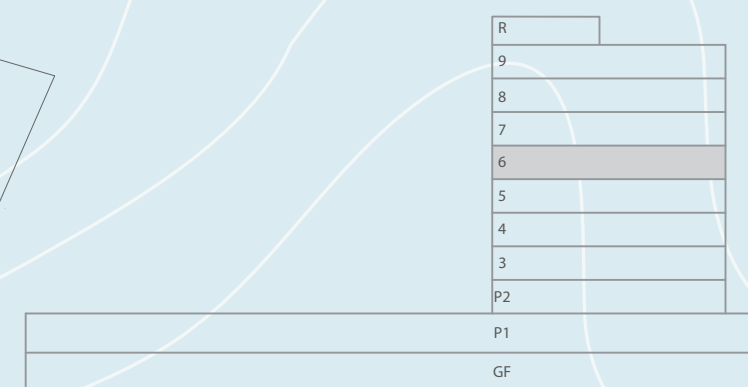
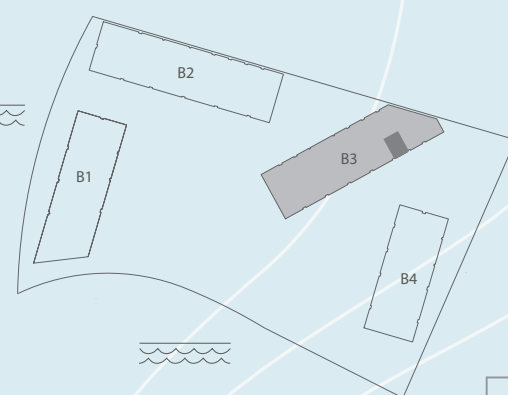
1 BEDROOM

LEVEL 06 UNIT 07

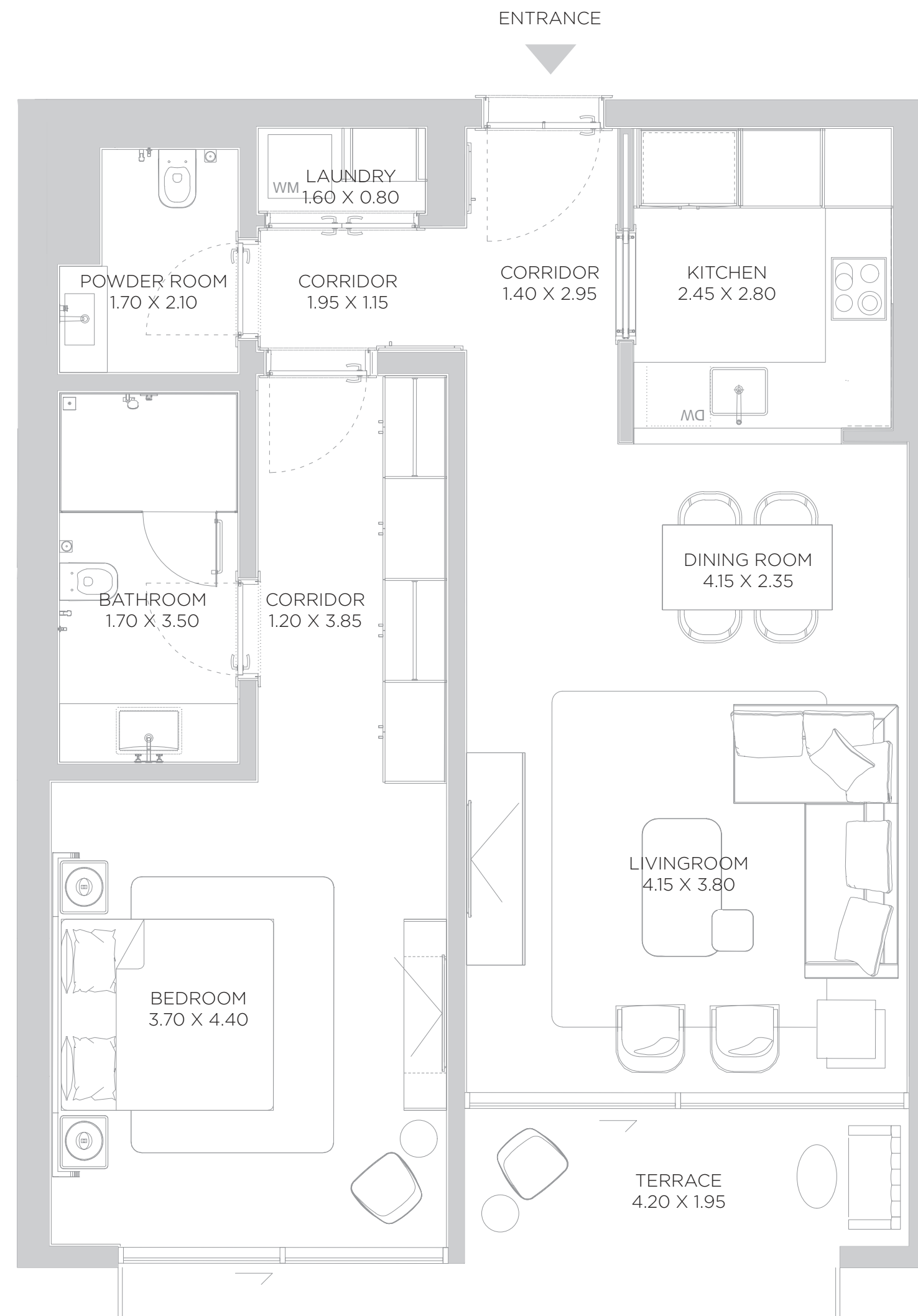
SUITE AREA	892	SQ.FT	82.90	SQ.M.
BALCONY AREA	109	SQ.FT	10.08	SQ.M.
TOTAL AREA	1,001	SQ.FT	92.98	SQ.M.

KEY PLAN

ELEVATION



SIXTH FLOOR PLAN



DISCLAIMER: All measurements, dimensions, coordinates and drawings, given as the Floor Plans in the literature are approximate and provided only for the purpose of marketing, illustration, information and general guidance as such drawings are not to scale. All the rooms, sizes, locations, orientations, dimensions, fixtures, fittings, finishes and specifications (including materials for, placement, size of rooms, windows, doors, balcony, furniture's inbuilt wardrobe etc.) provided in the floor plans may vary as the same have been taken from concept designs prior the actual development/construction and therefore their accuracy in relation to actual construction cannot be confirmed. Hence, we make no guarantee, warranty or representation as to the accuracy and completeness of the floor plan information as changes may be made during the development process, without notice. Always refer to latest IFC design available in the sales office for the most accurate representation of all construction details.

B3

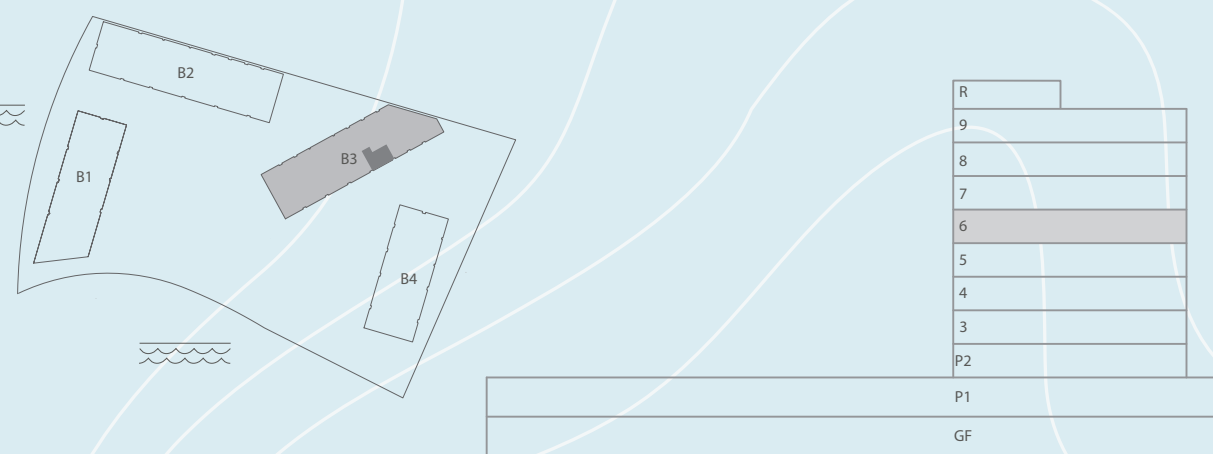
2 BEDROOM

LEVEL 06 UNIT 08

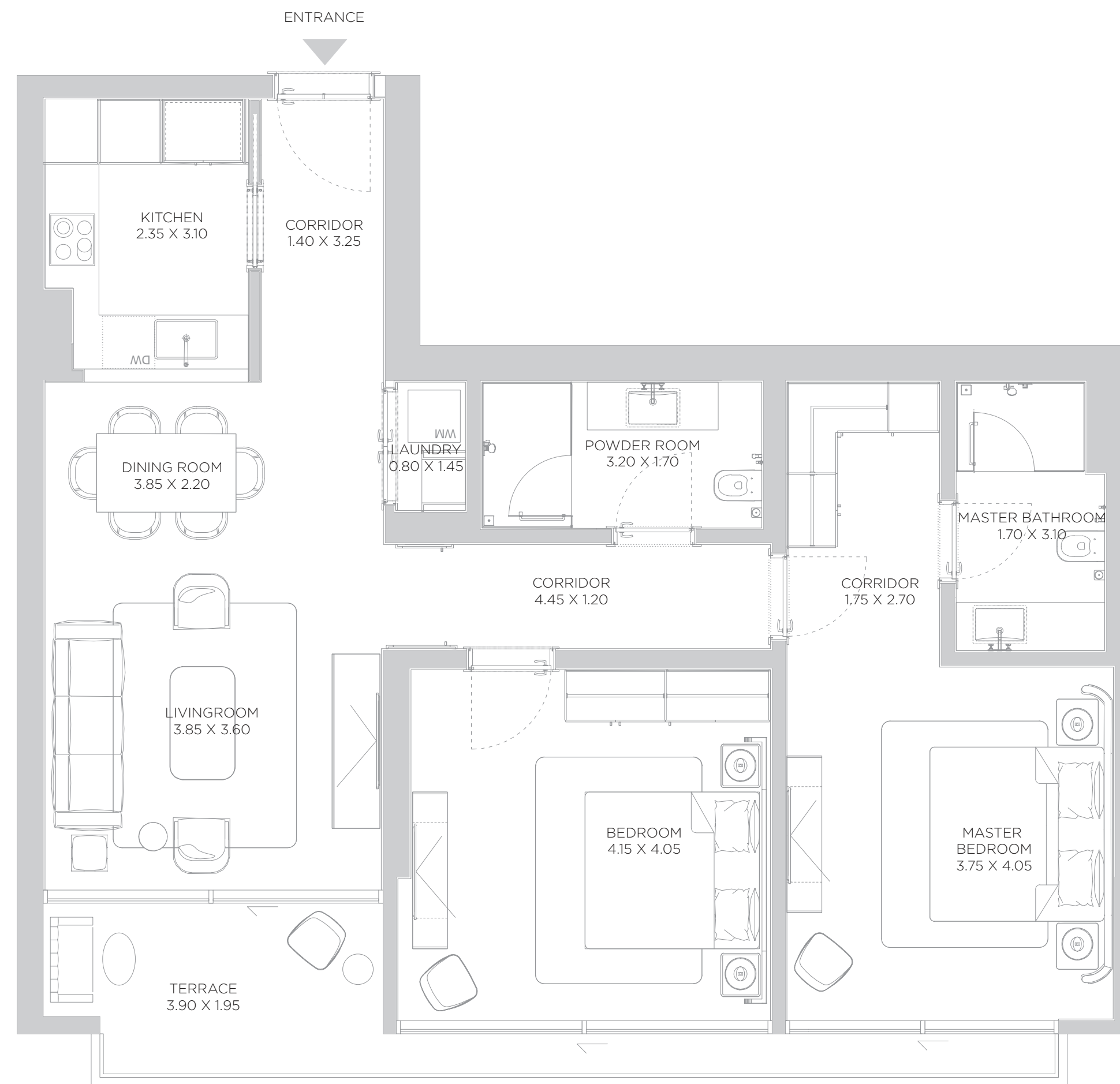
SUITE AREA	1,110	SQ.FT	103.13	SQ.M.
BALCONY AREA	126	SQ.FT	11.67	SQ.M.
TOTAL AREA	1,236	SQ.FT	114.80	SQ.M.

KEY PLAN

ELEVATION



SIXTH FLOOR PLAN



DISCLAIMER: All measurements, dimensions, coordinates and drawings, given as the Floor Plans in the literature are approximate and provided only for the purpose of marketing, illustration, information and general guidance as such drawings are not to scale. All the rooms, sizes, locations, orientations, dimensions, fixtures, fittings, finishes and specifications (including materials for, placement, size of rooms, windows, doors, balcony, furniture's inbuilt wardrobe etc.) provided in the floor plans may vary as the same have been taken from concept designs prior the actual development/construction and therefore their accuracy in relation to actual construction cannot be confirmed. Hence, we make no guarantee, warranty or representation as to the accuracy and completeness of the floor plan information as changes may be made during the development process, without notice. Always refer to latest IFC design available in the sales office for the most accurate representation of all construction details.

B3

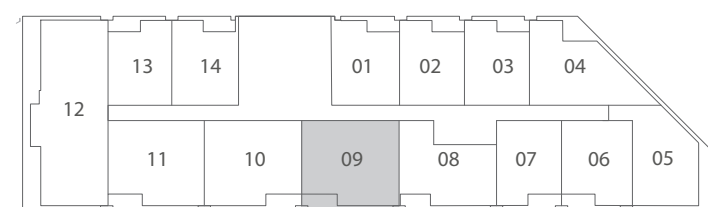
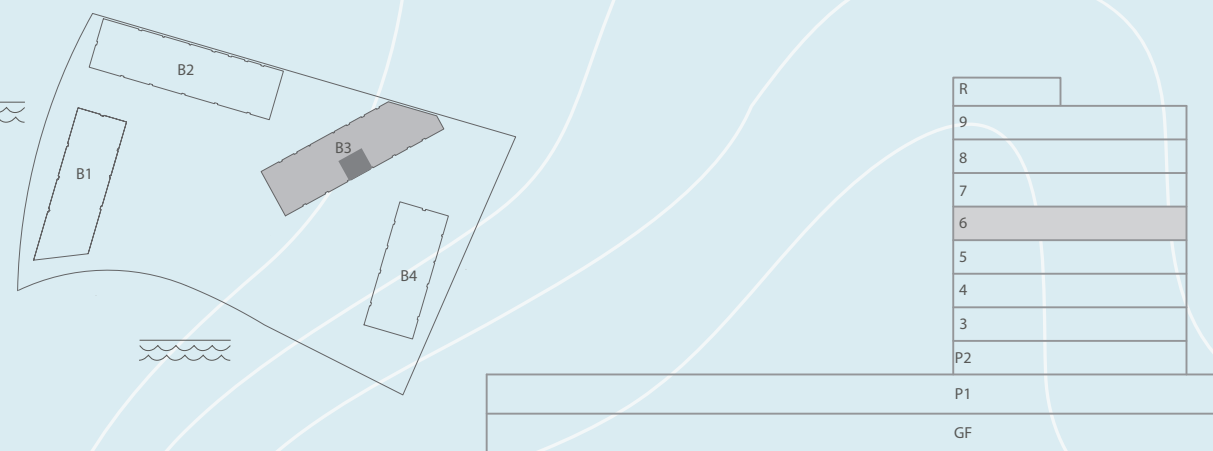
2 BEDROOM

LEVEL 06 UNIT 09

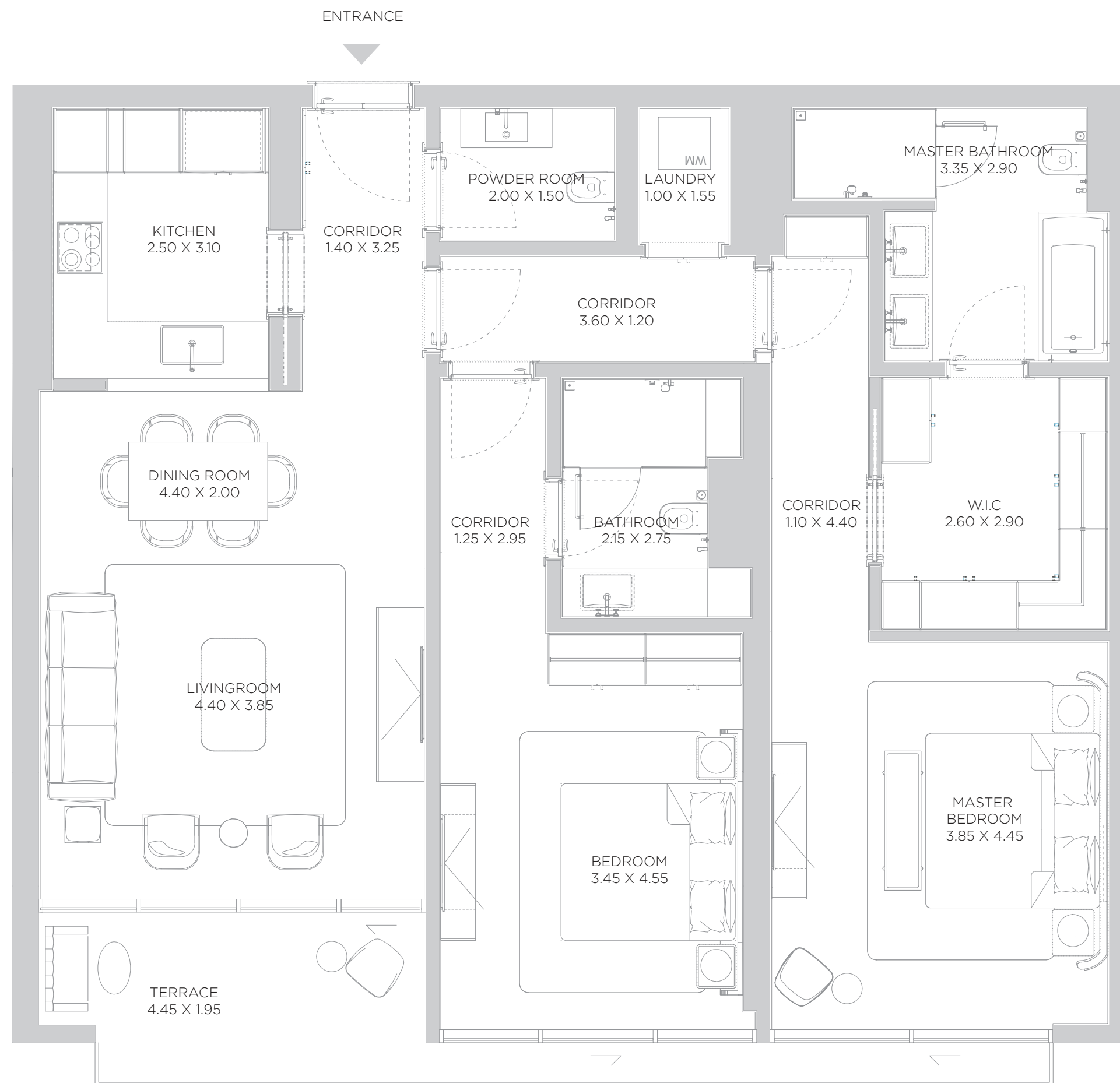
SUITE AREA	1,360	SQ.FT	126.35	SQ.M.
BALCONY AREA	134	SQ.FT	12.46	SQ.M.
TOTAL AREA	1,494	SQ.FT	138.81	SQ.M.

KEY PLAN

ELEVATION



SIXTH FLOOR PLAN



DISCLAIMER: All measurements, dimensions, coordinates and drawings, given as the Floor Plans in the literature are approximate and provided only for the purpose of marketing, illustration, information and general guidance as such drawings are not to scale. All the rooms, sizes, locations, orientations, dimensions, fixtures, fittings, finishes and specifications (including materials for, placement, size of rooms, windows, doors, balcony, furniture's inbuilt wardrobe etc.) provided in the floor plans may vary as the same have been taken from concept designs prior the actual development/construction and therefore their accuracy in relation to actual construction cannot be confirmed. Hence, we make no guarantee, warranty or representation as to the accuracy and completeness of the floor plan information as changes may be made during the development process, without notice. Always refer to latest IFC design available in the sales office for the most accurate representation of all construction details.

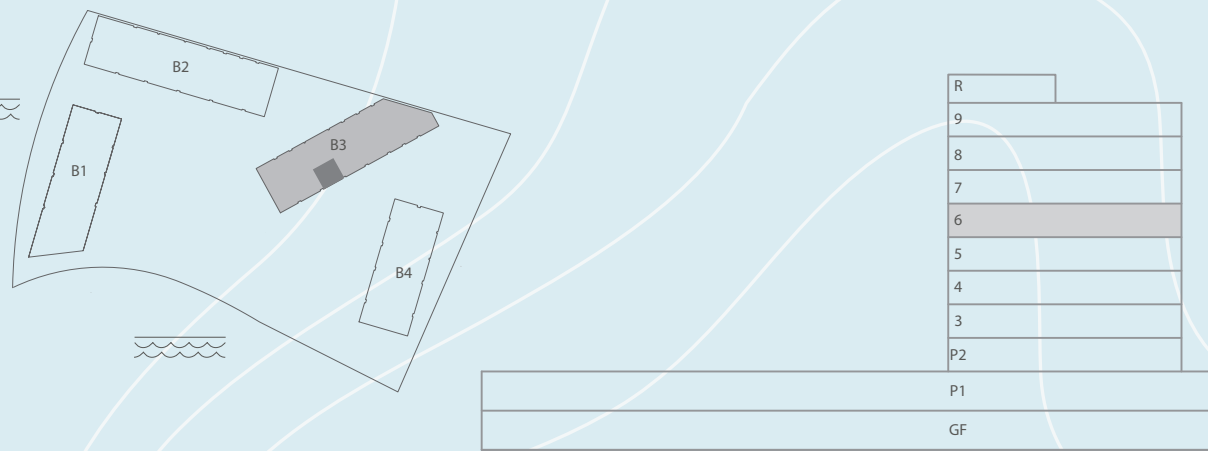
B3

2 BEDROOM
LEVEL 06 UNIT 10

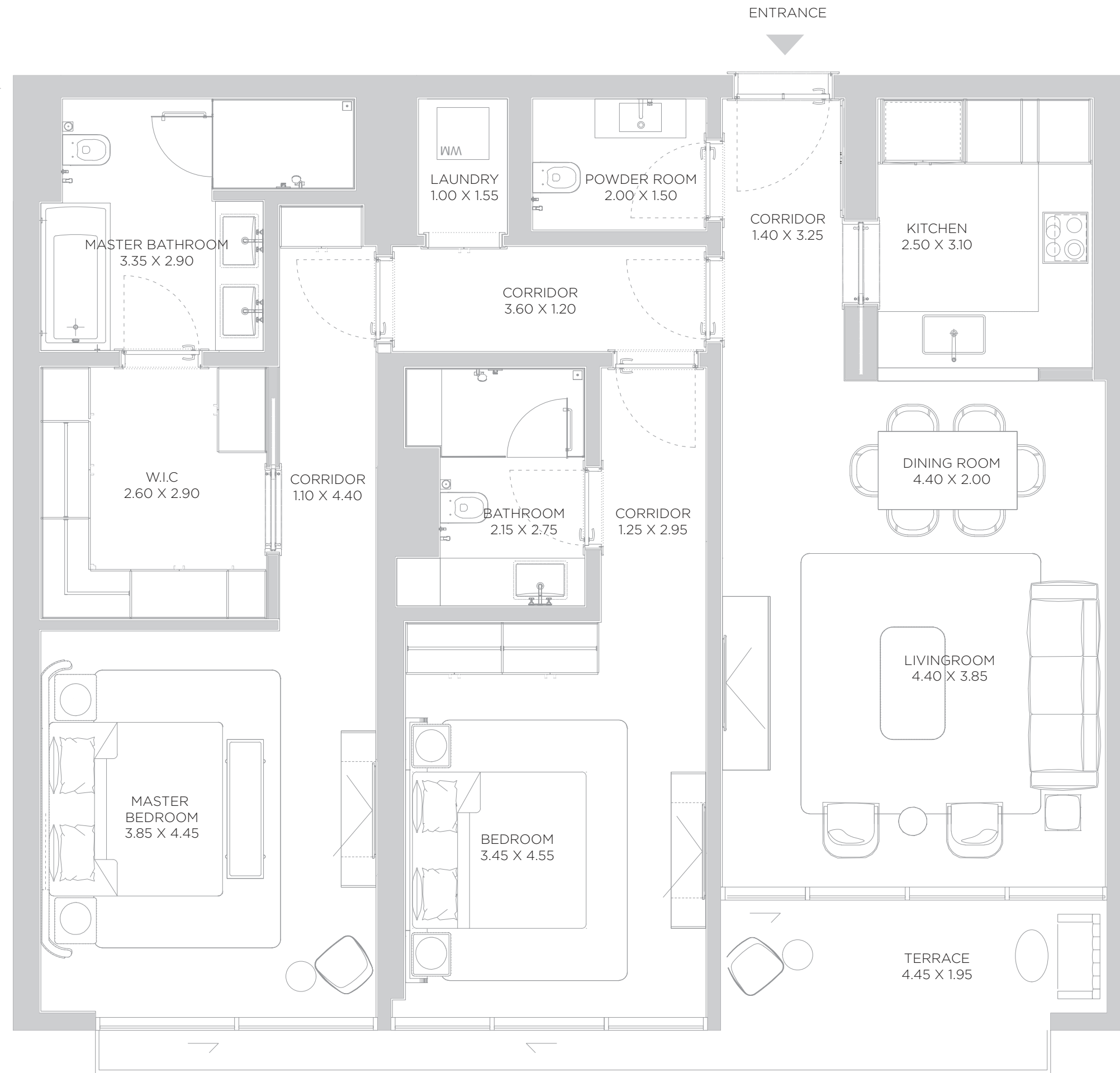
SUITE AREA	1,370	SQ.FT	127.26	SQ.M.
BALCONY AREA	136	SQ.FT	12.69	SQ.M.
TOTAL AREA	1,506	SQ.FT	139.95	SQ.M.

KEY PLAN

ELEVATION



SIXTH FLOOR PLAN



DISCLAIMER: All measurements, dimensions, coordinates and drawings, given as the Floor Plans in the literature are approximate and provided only for the purpose of marketing, illustration, information and general guidance as such drawings are not to scale. All the rooms, sizes, locations, orientations, dimensions, fixtures, fittings, finishes and specifications (including materials for, placement, size of rooms, windows, doors, balcony, furniture's inbuilt wardrobe etc.) provided in the floor plans may vary as the same have been taken from concept designs prior to the actual development/construction and therefore their accuracy in relation to actual construction cannot be confirmed. Hence, we make no guarantee, warranty or representation as to the accuracy and completeness of the floor plan information as changes may be made during the development process, without notice. Always refer to latest IFC design available in the sales office for the most accurate representation of all construction details.

B3

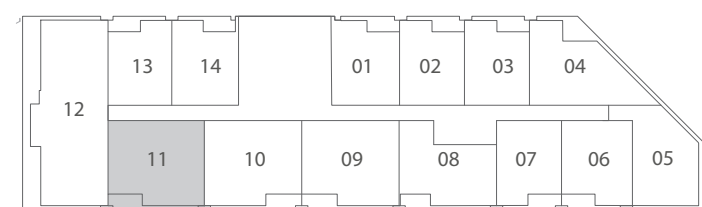
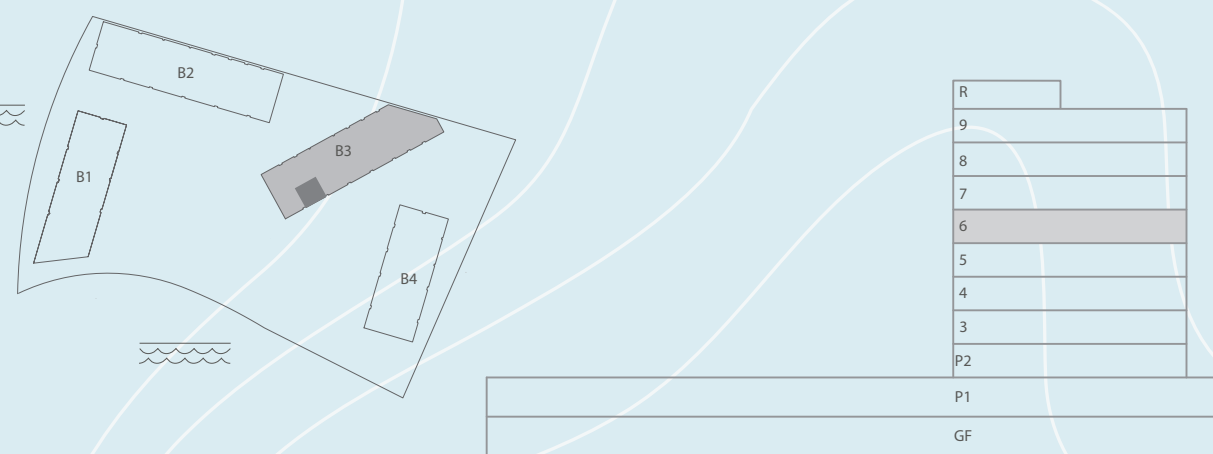
2 BEDROOM

LEVEL 06 UNIT 11

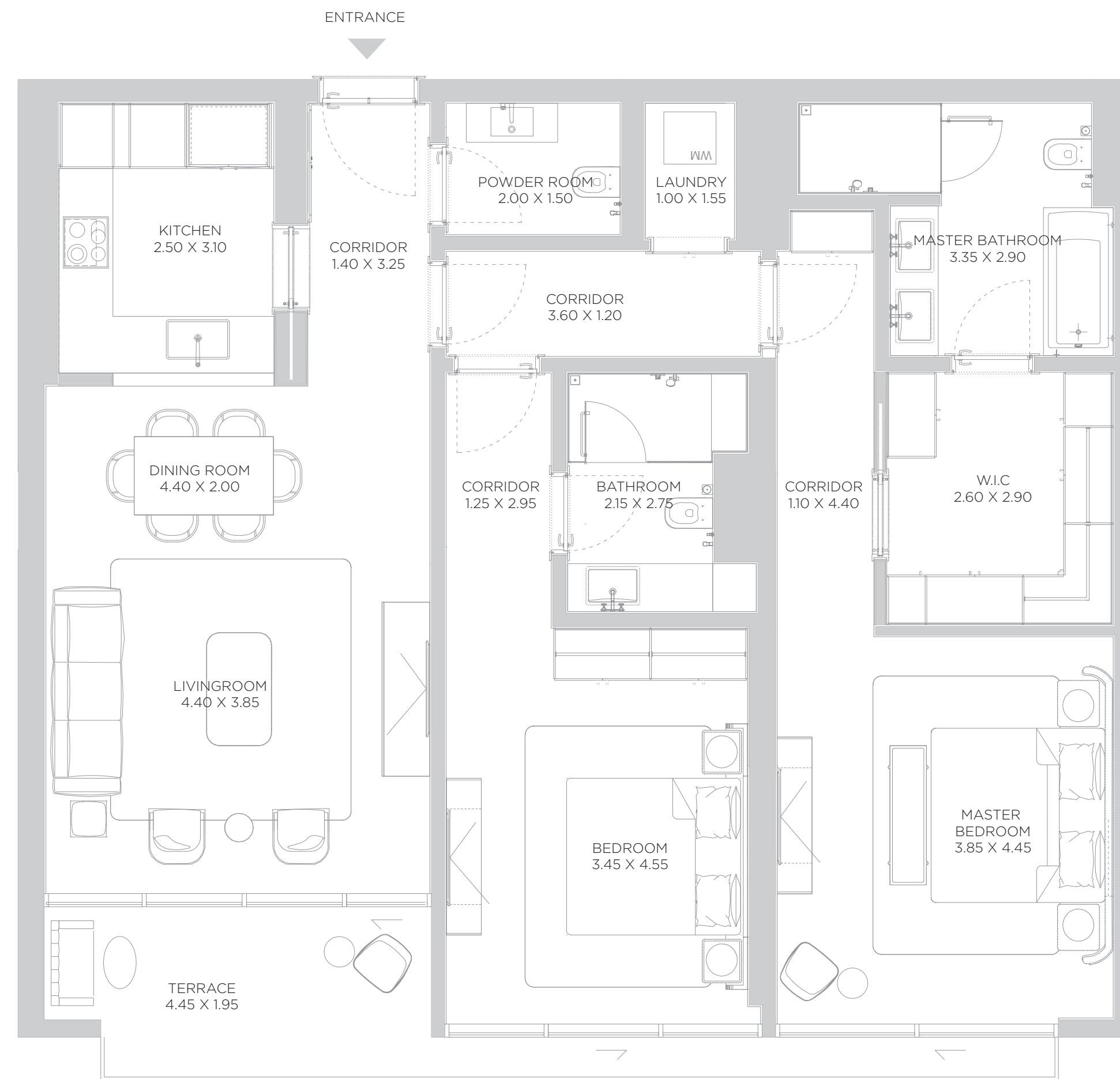
SUITE AREA	1,368	SQ.FT	127.07	SQ.M.
BALCONY AREA	136	SQ.FT	12.61	SQ.M.
TOTAL AREA	1,504	SQ.FT	139.68	SQ.M.

KEY PLAN

ELEVATION



SIXTH FLOOR PLAN



DISCLAIMER: All measurements, dimensions, coordinates and drawings, given as the Floor Plans in the literature are approximate and provided only for the purpose of marketing, illustration, information and general guidance as such drawings are not to scale. All the rooms, sizes, locations, orientations, dimensions, fixtures, fittings, finishes and specifications (including materials for, placement, size of rooms, windows, doors, balcony, furniture's inbuilt wardrobe etc.) provided in the floor plans may vary as the same have been taken from concept designs prior the actual development/construction and therefore their accuracy in relation to actual construction cannot be confirmed. Hence, we make no guarantee, warranty or representation as to the accuracy and completeness of the floor plan information as changes may be made during the development process, without notice. Always refer to latest IFC design available in the sales office for the most accurate representation of all construction details.

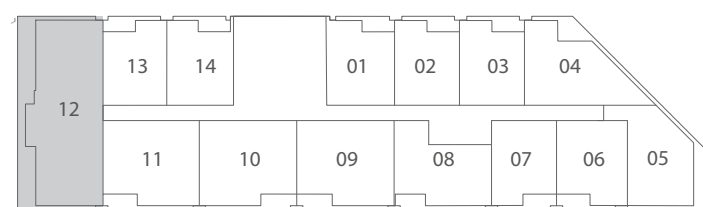
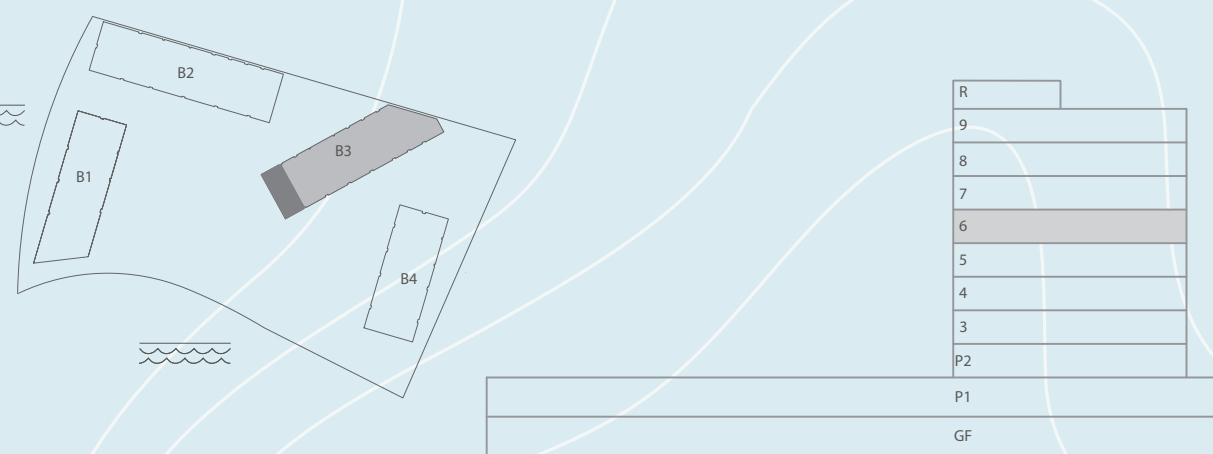
B3

3 BEDROOM
 LEVEL 06 UNIT 12

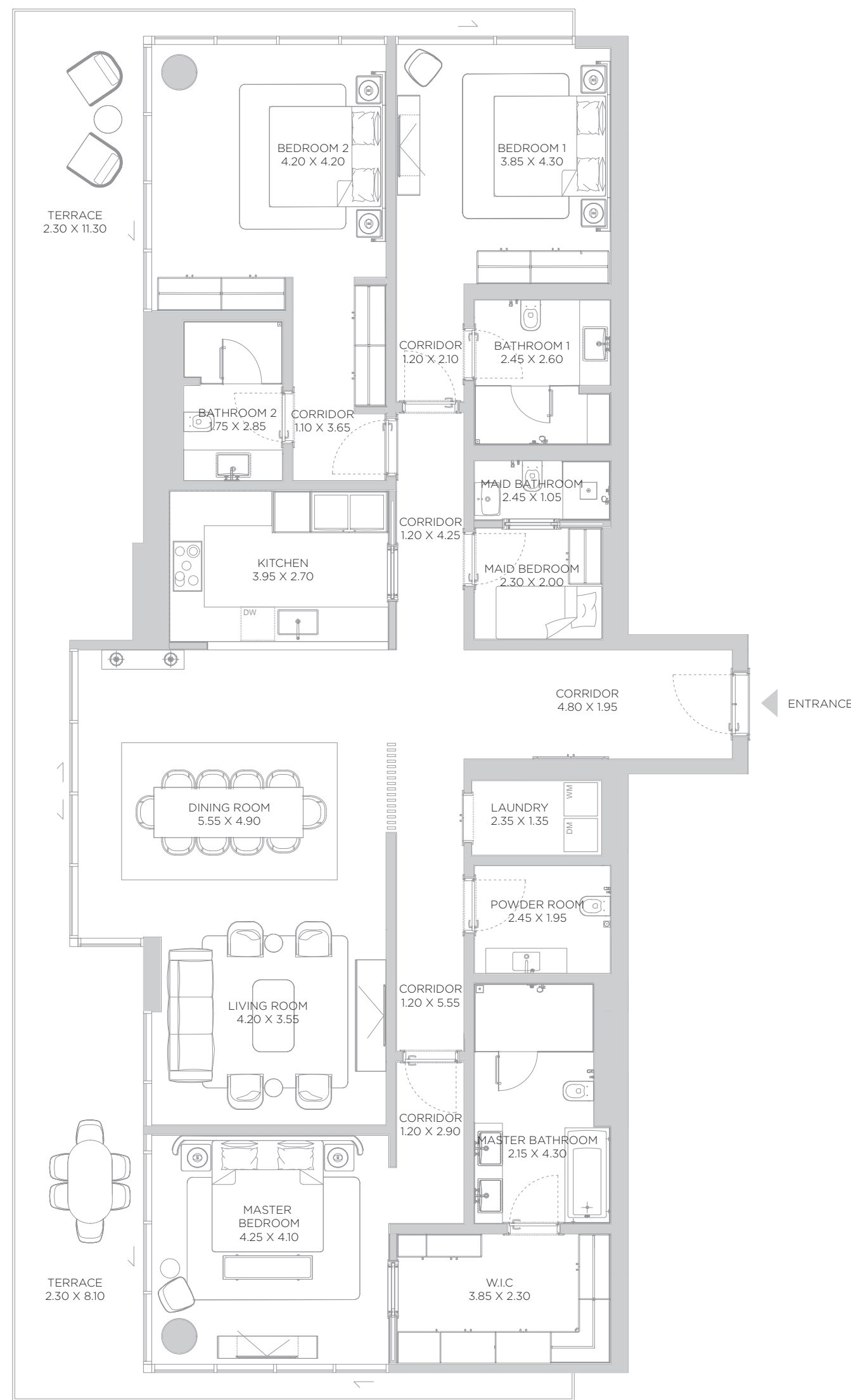
SUITE AREA	2,288	SQ.FT	212.59	SQ.M.
BALCONY AREA	653	SQ.FT	60.61	SQ.M.
TOTAL AREA	2,941	SQ.FT	273.20	SQ.M.

KEY PLAN

ELEVATION



SIXTH FLOOR PLAN



DISCLAIMER: All measurements, dimensions, coordinates and drawings, given as the Floor Plans in the literature are approximate and provided only for the purpose of marketing, illustration, information and general guidance as such drawings are not to scale. All the rooms, sizes, locations, orientations, dimensions, fixtures, fittings, finishes and specifications (including materials for, placement, size of rooms, windows, doors, balcony, furniture's inbuilt wardrobe etc.) provided in the floor plans may vary as the same have been taken from concept designs prior the actual development/construction and therefore their accuracy in relation to actual construction cannot be confirmed. Hence, we make no guarantee, warranty or representation as to the accuracy and completeness of the floor plan information as changes may be made during the development process, without notice. Always refer to latest IFC design available in the sales office for the most accurate representation of all construction details.

B3

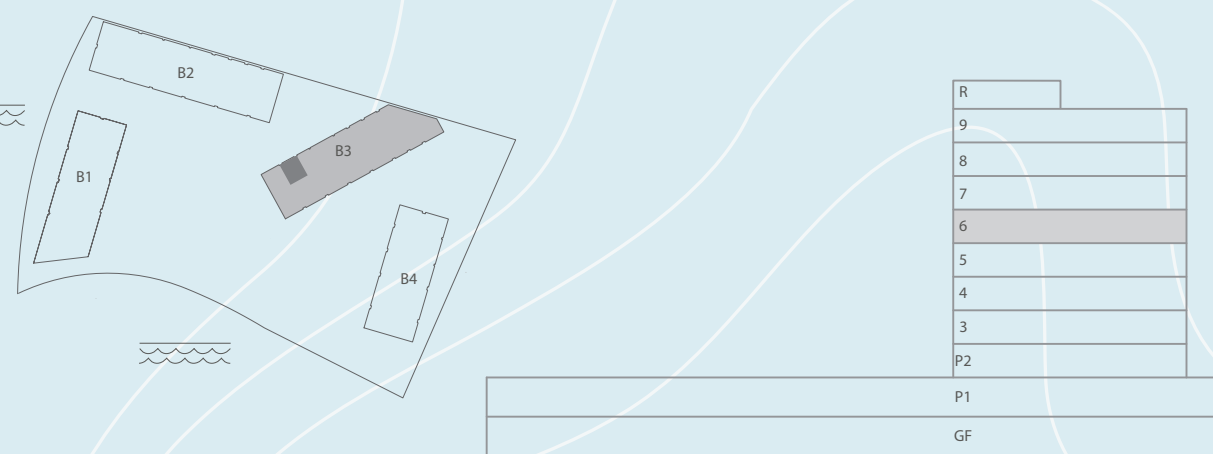
1 BEDROOM

LEVEL 06 UNIT 13

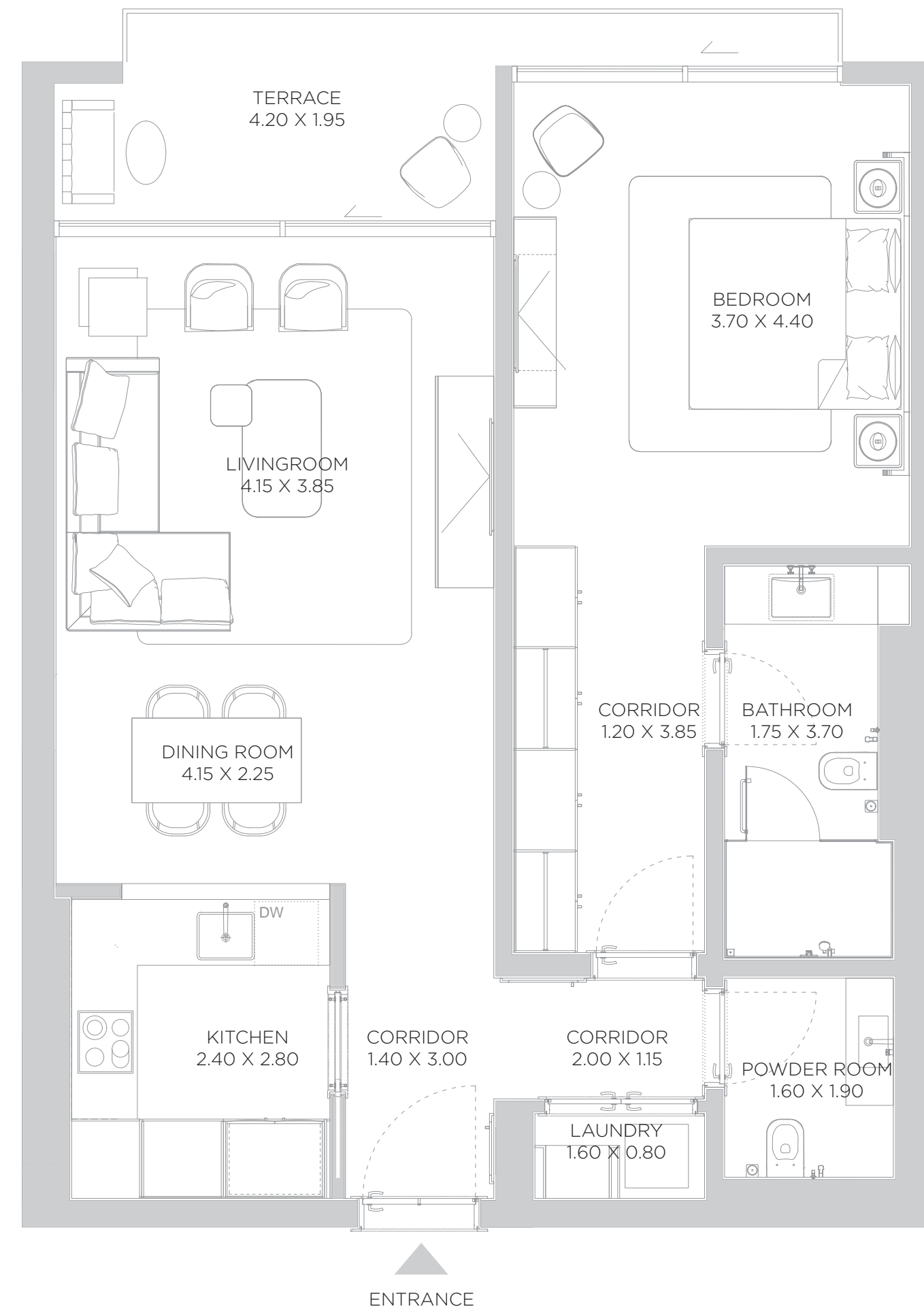
SUITE AREA	889	SQ.FT	82.57	SQ.M.
BALCONY AREA	108	SQ.FT	10.09	SQ.M.
TOTAL AREA	997	SQ.FT	92.66	SQ.M.

KEY PLAN

ELEVATION



SIXTH FLOOR PLAN



DISCLAIMER: All measurements, dimensions, coordinates and drawings, given as the Floor Plans in the literature are approximate and provided only for the purpose of marketing, illustration, information and general guidance as such drawings are not to scale. All the rooms, sizes, locations, orientations, dimensions, fixtures, fittings, finishes and specifications (including materials for, placement, size of rooms, windows, doors, balcony, furniture's inbuilt wardrobe etc.) provided in the floor plans may vary as the same have been taken from concept designs prior the actual development/construction and therefore their accuracy in relation to actual construction cannot be confirmed. Hence, we make no guarantee, warranty or representation as to the accuracy and completeness of the floor plan information as changes may be made during the development process, without notice. Always refer to latest IFC design available in the sales office for the most accurate representation of all construction details.

B3

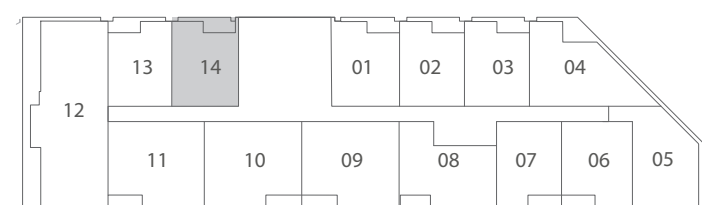
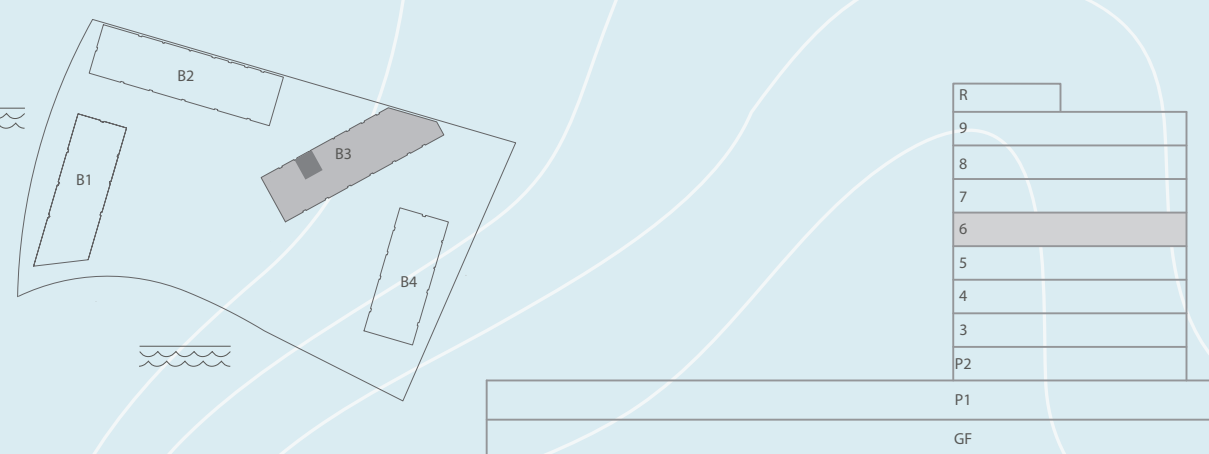
1 BEDROOM

LEVEL 06 UNIT 14

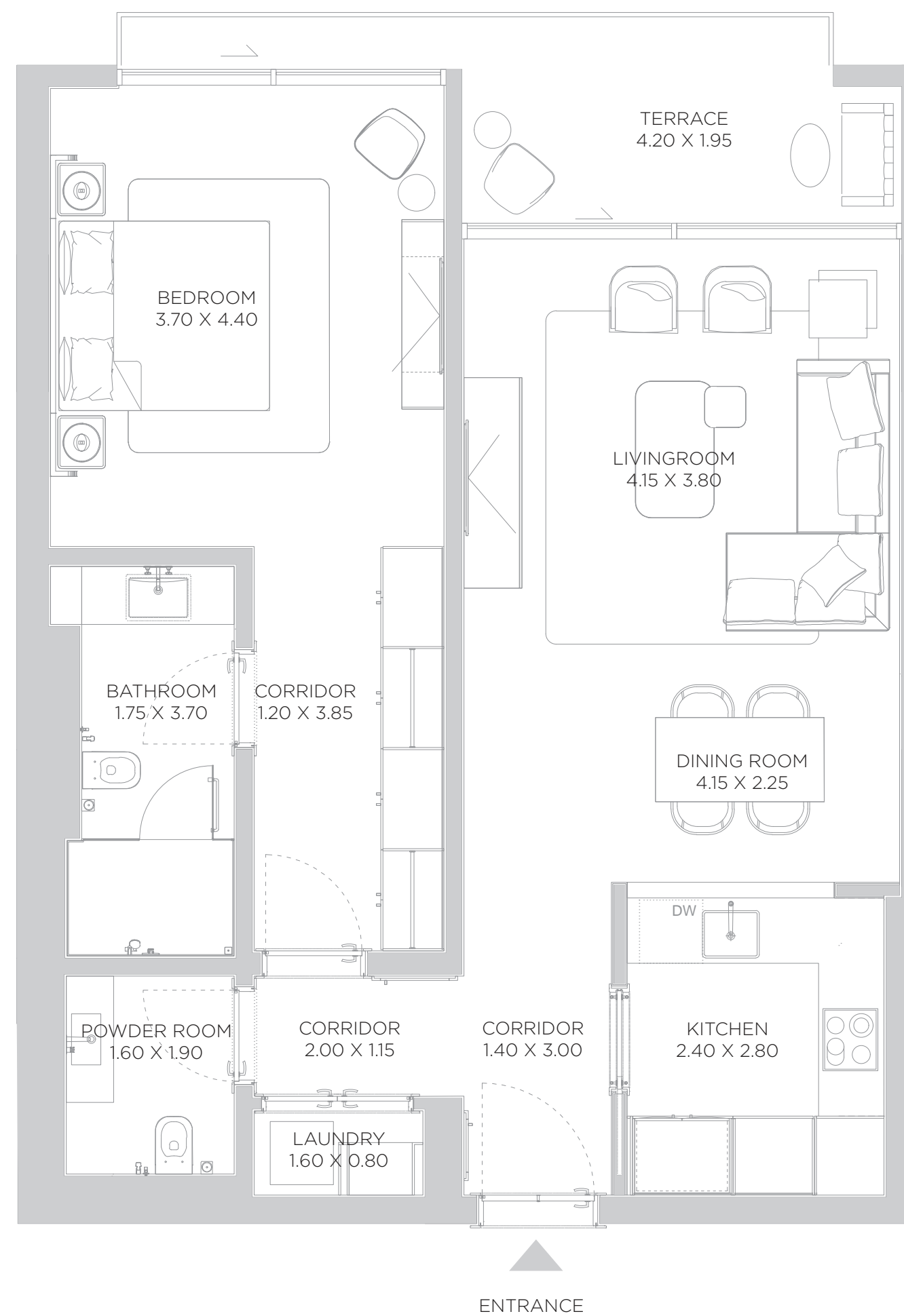
SUITE AREA	889	SQ.FT	82.57	SQ.M.
BALCONY AREA	109	SQ.FT	10.15	SQ.M.
TOTAL AREA	998	SQ.FT	92.72	SQ.M.

KEY PLAN

ELEVATION



SIXTH FLOOR PLAN



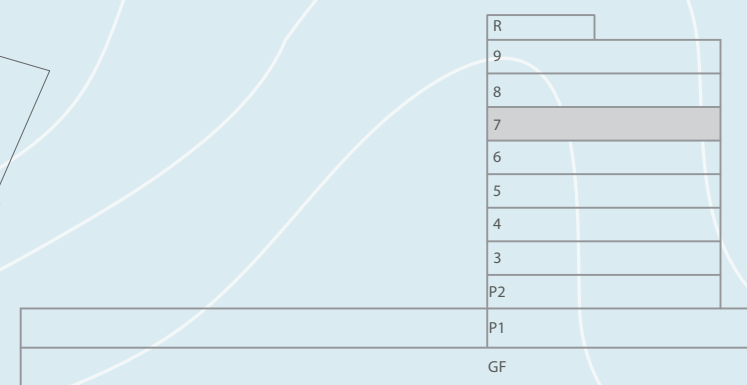
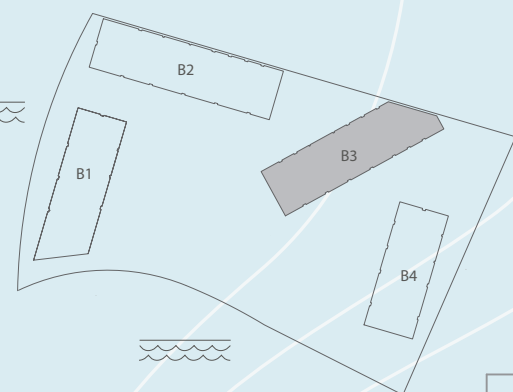
DISCLAIMER: All measurements, dimensions, coordinates and drawings, given as the Floor Plans in the literature are approximate and provided only for the purpose of marketing, illustration, information and general guidance as such drawings are not to scale. All the rooms, sizes, locations, orientations, dimensions, fixtures, fittings, finishes and specifications (including materials for, placement, size of rooms, windows, doors, balcony, furniture's inbuilt wardrobe etc.) provided in the floor plans may vary as the same have been taken from concept designs prior the actual development/construction and therefore their accuracy in relation to actual construction cannot be confirmed. Hence, we make no guarantee, warranty or representation as to the accuracy and completeness of the floor plan information as changes may be made during the development process, without notice. Always refer to latest IFC design available in the sales office for the most accurate representation of all construction details.

BEACH RESIDENCES DUBAI ISLANDS

B3 LEVEL 07

KEY PLAN

ELEVATION



DISCLAIMER: All measurements, dimensions, coordinates and drawings, given as the Floor Plans in the literature are approximate and provided only for the purpose of marketing, illustration, information and general guidance as such drawings are not to scale. All the rooms, sizes, locations, orientations, dimensions, fixtures, fittings, finishes and specifications (including materials for, placement, size of rooms, windows, doors, balcony, furniture's inbuilt wardrobe etc.) provided in the floor plans may vary as the same have been taken from concept designs prior the actual development/construction and therefore their accuracy in relation to actual construction cannot be confirmed. Hence, we make no guarantee, warranty or representation as to the accuracy and completeness of the floor plan information as changes may be made during the development process, without notice. Always refer to latest IFC design available in the sales office for the most accurate representation of all construction details.

B3

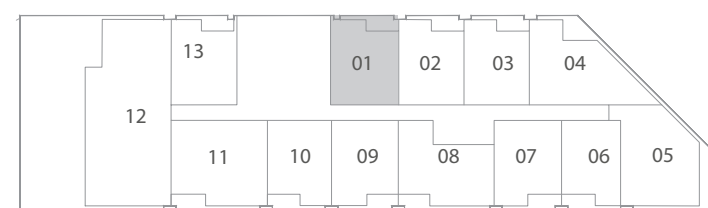
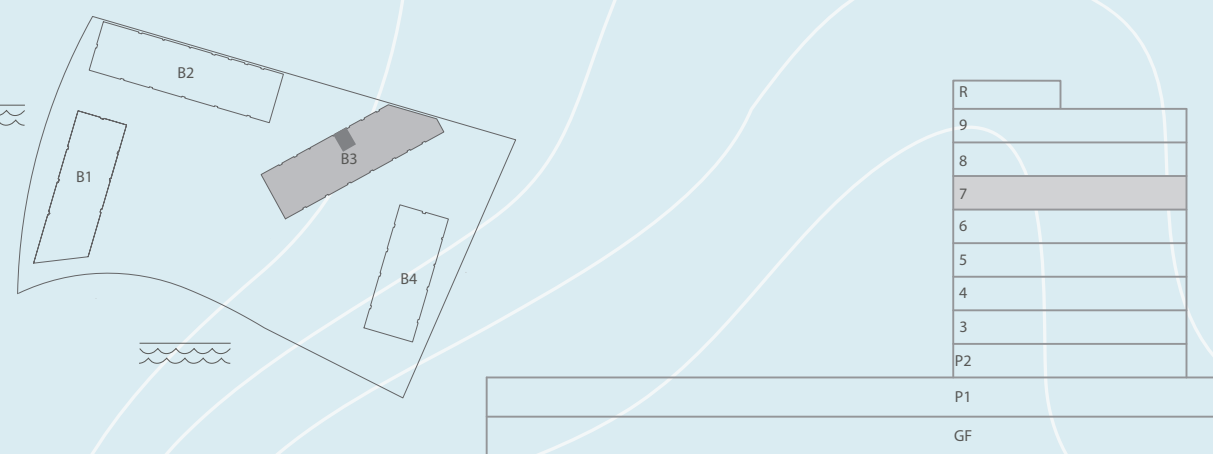
1 BEDROOM

LEVEL 07 UNIT 01

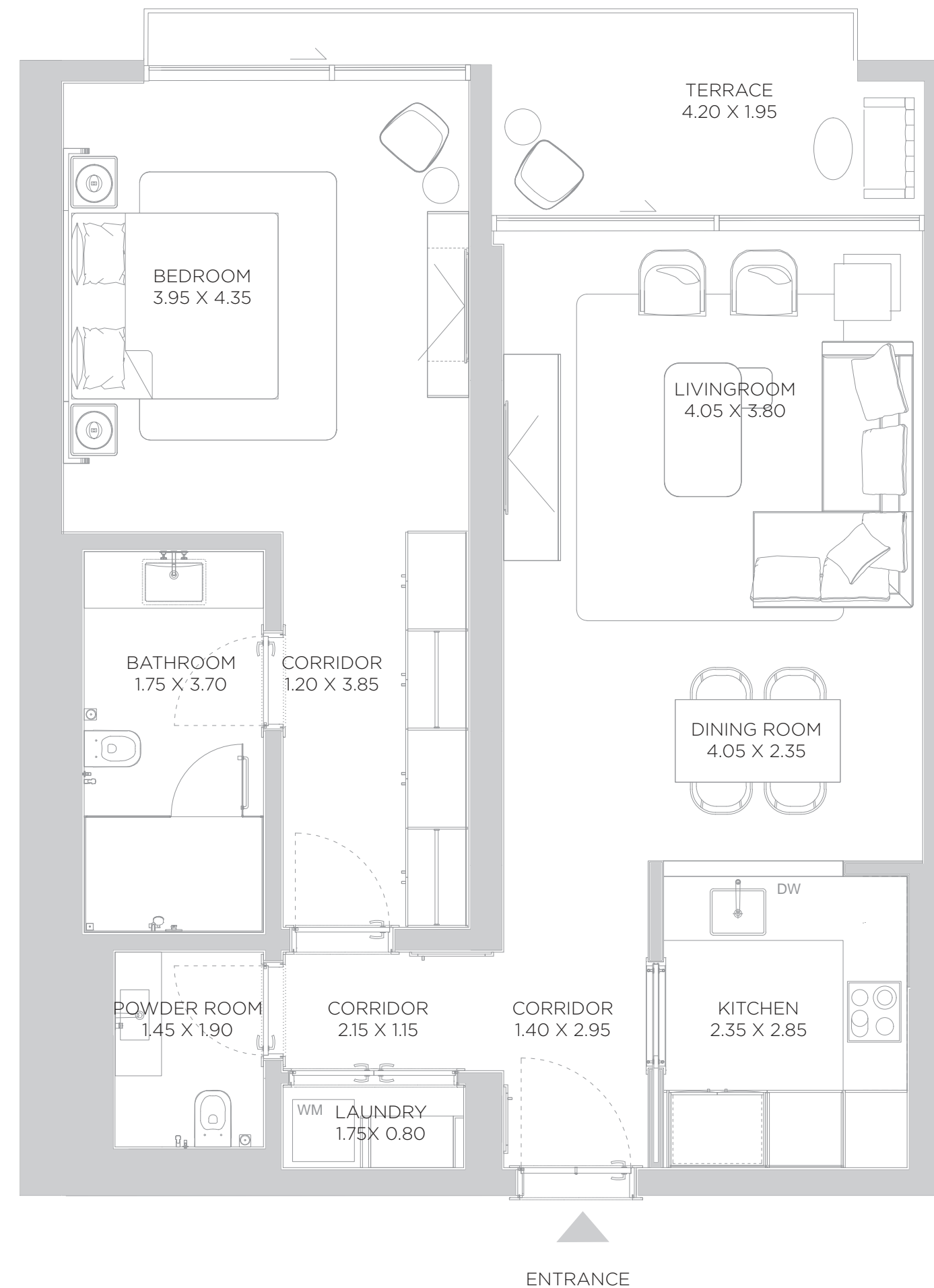
SUITE AREA	926	SQ.FT	86.04	SQ.M.
BALCONY AREA	110	SQ.FT	10.25	SQ.M.
TOTAL AREA	1,036	SQ.FT	96.29	SQ.M.

KEY PLAN

ELEVATION



SEVENTH FLOOR PLAN



DISCLAIMER: All measurements, dimensions, coordinates and drawings, given as the Floor Plans in the literature are approximate and provided only for the purpose of marketing, illustration, information and general guidance as such drawings are not to scale. All the rooms, sizes, locations, orientations, dimensions, fixtures, fittings, finishes and specifications (including materials for, placement, size of rooms, windows, doors, balcony, furniture's inbuilt wardrobe etc.) provided in the floor plans may vary as the same have been taken from concept designs prior the actual development/construction and therefore their accuracy in relation to actual construction cannot be confirmed. Hence, we make no guarantee, warranty or representation as to the accuracy and completeness of the floor plan information as changes may be made during the development process, without notice. Always refer to latest IFC design available in the sales office for the most accurate representation of all construction details.

B3

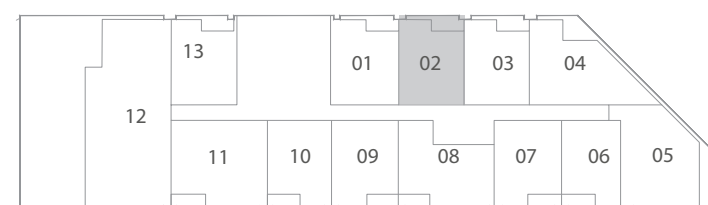
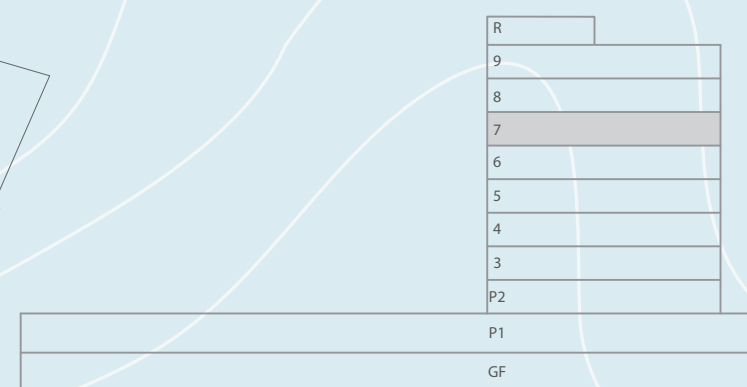
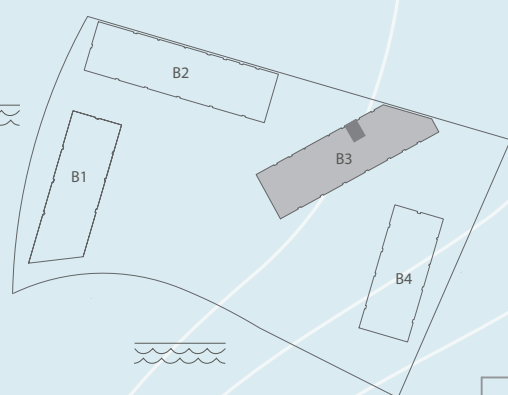
1 BEDROOM

LEVEL 07 UNIT 02

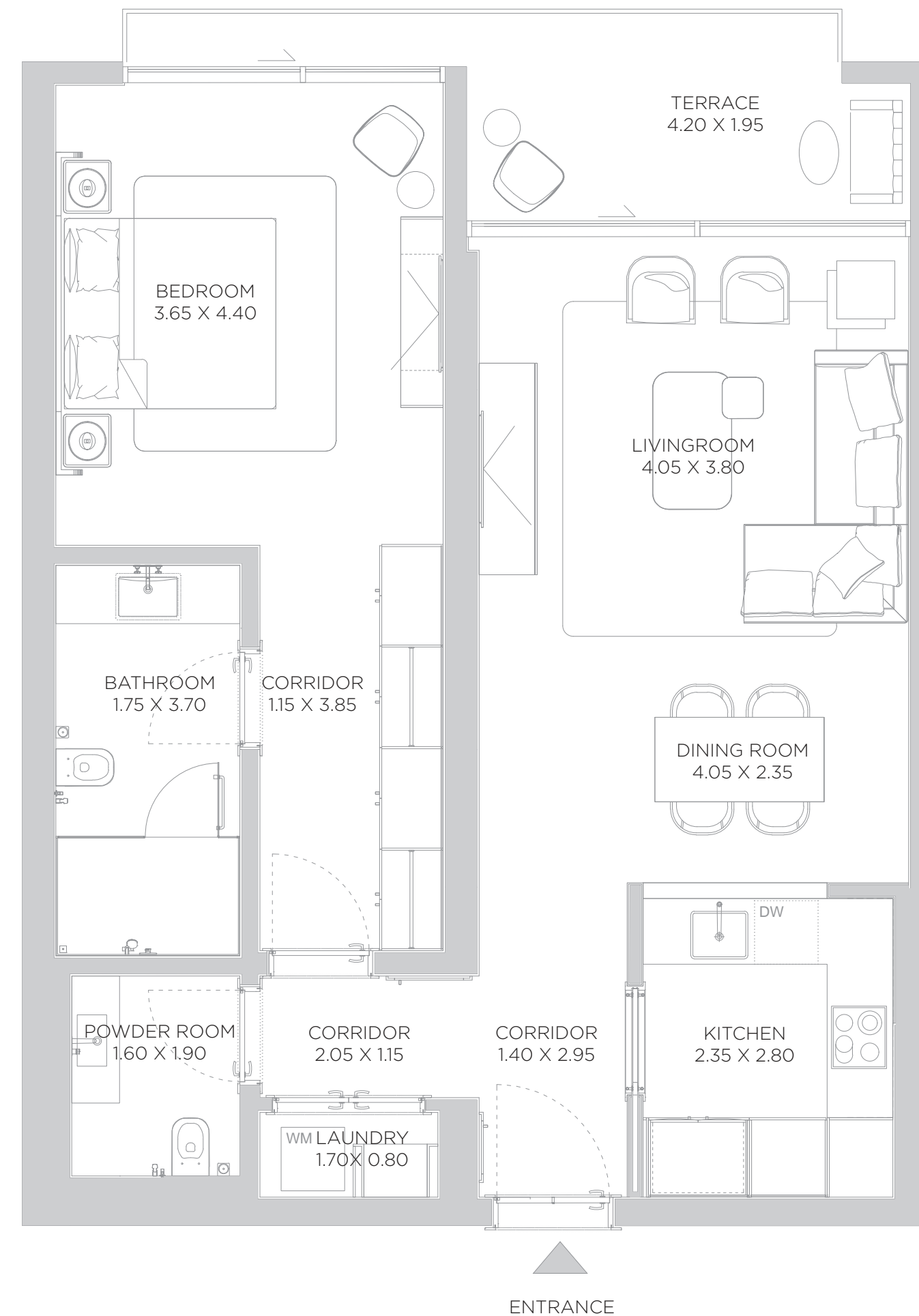
SUITE AREA	894	SQ.FT	83.06	SQ.M.
BALCONY AREA	110	SQ.FT	10.18	SQ.M.
TOTAL AREA	1,004	SQ.FT	93.24	SQ.M.

KEY PLAN

ELEVATION



SEVENTH FLOOR PLAN



DISCLAIMER: All measurements, dimensions, coordinates and drawings, given as the Floor Plans in the literature are approximate and provided only for the purpose of marketing, illustration, information and general guidance as such drawings are not to scale. All the rooms, sizes, locations, orientations, dimensions, fixtures, fittings, finishes and specifications (including materials for, placement, size of rooms, windows, doors, balcony, furniture's inbuilt wardrobe etc.) provided in the floor plans may vary as the same have been taken from concept designs prior the actual development/construction and therefore their accuracy in relation to actual construction cannot be confirmed. Hence, we make no guarantee, warranty or representation as to the accuracy and completeness of the floor plan information as changes may be made during the development process, without notice. Always refer to latest IFC design available in the sales office for the most accurate representation of all construction details.

B3

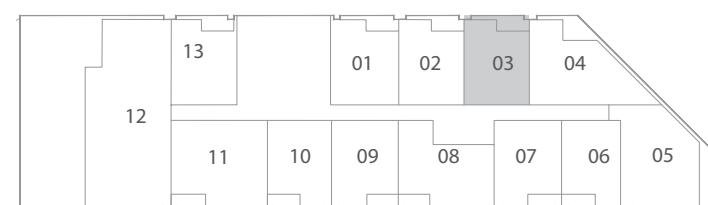
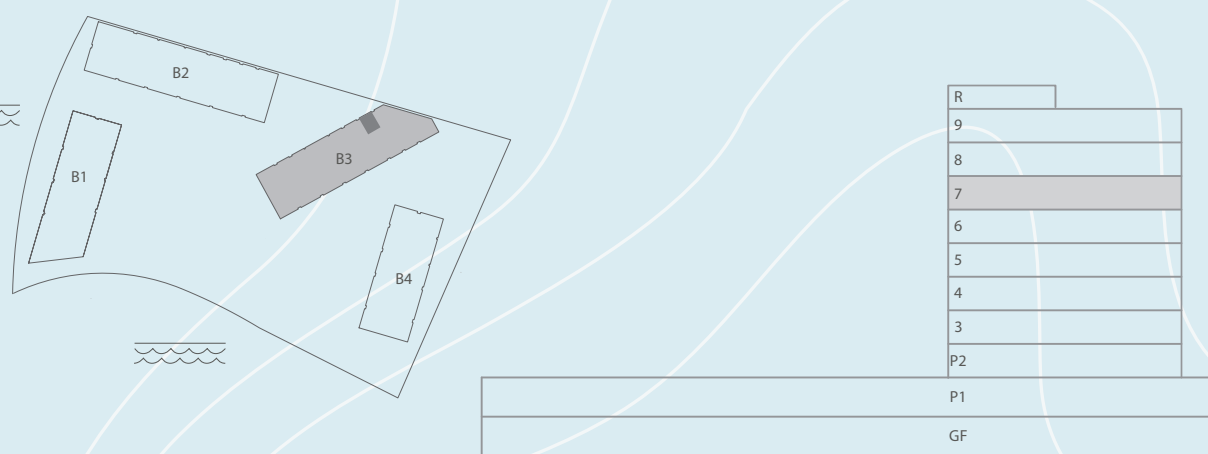
1 BEDROOM

LEVEL 07 UNIT 03

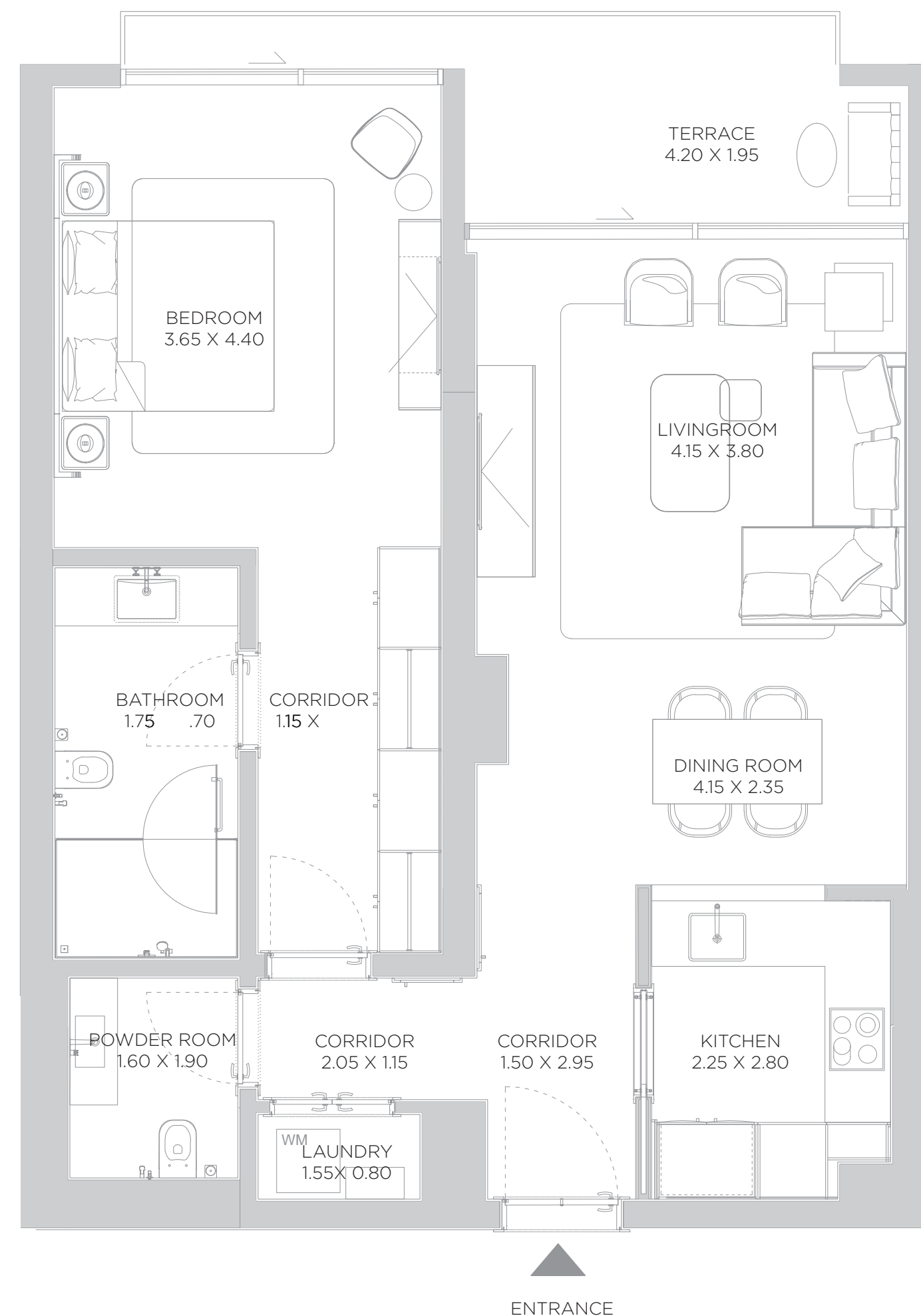
SUITE AREA	880	SQ.FT	81.76	SQ.M.
BALCONY AREA	110	SQ.FT	10.17	SQ.M.
TOTAL AREA	990	SQ.FT	91.93	SQ.M.

KEY PLAN

ELEVATION



SEVENTH FLOOR PLAN



DISCLAIMER: All measurements, dimensions, coordinates and drawings, given as the Floor Plans in the literature are approximate and provided only for the purpose of marketing, illustration, information and general guidance as such drawings are not to scale. All the rooms, sizes, locations, orientations, dimensions, fixtures, fittings, finishes and specifications (including materials for, placement, size of rooms, windows, doors, balcony, furniture's inbuilt wardrobe etc.) provided in the floor plans may vary as the same have been taken from concept designs prior the actual development/construction and therefore their accuracy in relation to actual construction cannot be confirmed. Hence, we make no guarantee, warranty or representation as to the accuracy and completeness of the floor plan information as changes may be made during the development process, without notice. Always refer to latest IFC design available in the sales office for the most accurate representation of all construction details.

B3

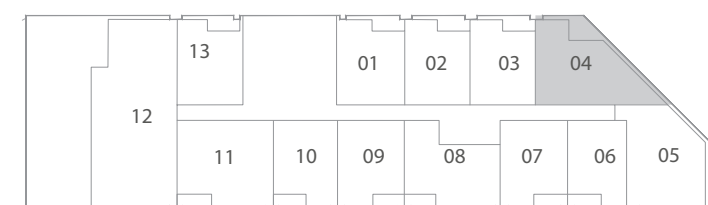
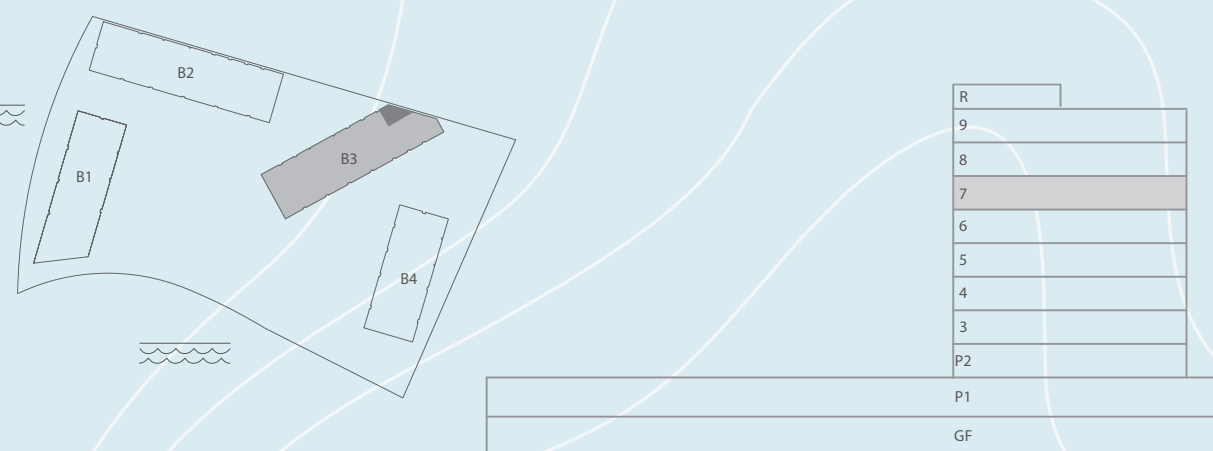
1 BEDROOM

LEVEL 07 UNIT 04

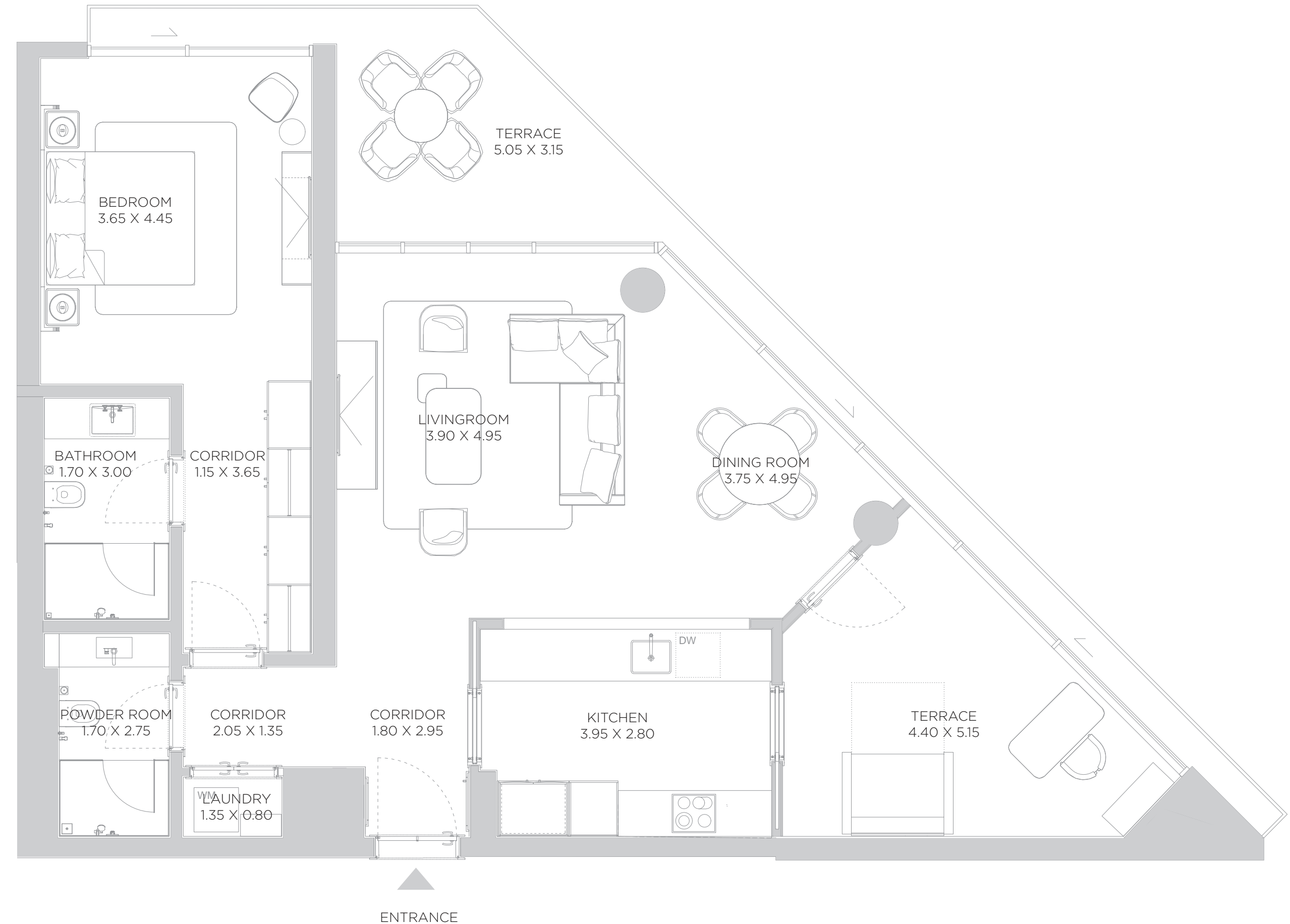
SUITE AREA	1,199	SQ.FT	111.36	SQ.M.
BALCONY AREA	206	SQ.FT	19.14	SQ.M.
TOTAL AREA	1,405	SQ.FT	130.50	SQ.M.

KEY PLAN

ELEVATION



SEVENTH FLOOR PLAN



DISCLAIMER: All measurements, dimensions, coordinates and drawings, given as the Floor Plans in the literature are approximate and provided only for the purpose of marketing, illustration, information and general guidance as such drawings are not to scale. All the rooms, sizes, locations, orientations, dimensions, fixtures, fittings, finishes and specifications (including materials for, placement, size of rooms, windows, doors, balcony, furniture's inbuilt wardrobe etc.) provided in the floor plans may vary as the same have been taken from concept designs prior the actual development/construction and therefore their accuracy in relation to actual construction cannot be confirmed. Hence, we make no guarantee, warranty or representation as to the accuracy and completeness of the floor plan information as changes may be made during the development process, without notice. Always refer to latest IFC design available in the sales office for the most accurate representation of all construction details.

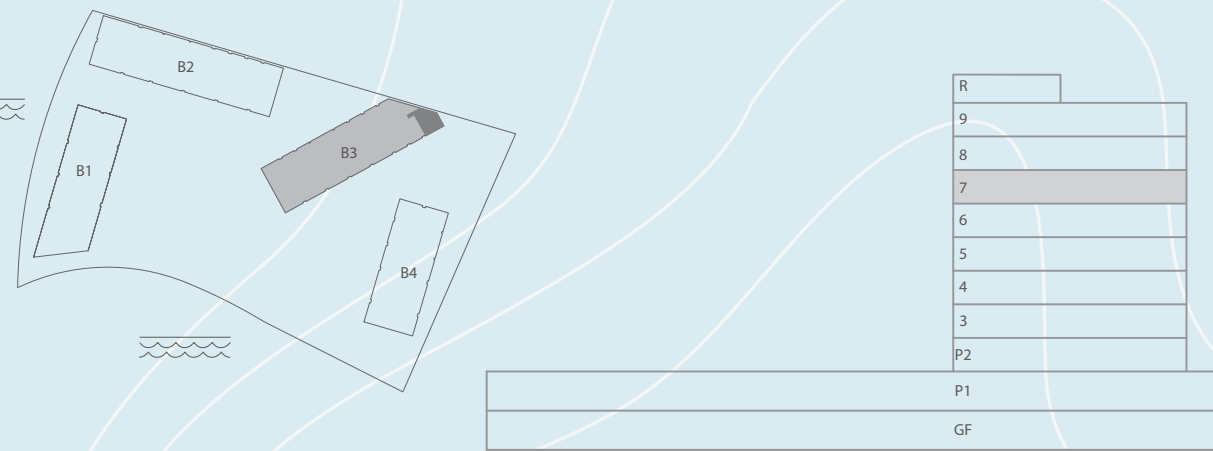
B3

1 BEDROOM
 LEVEL 07 UNIT 05

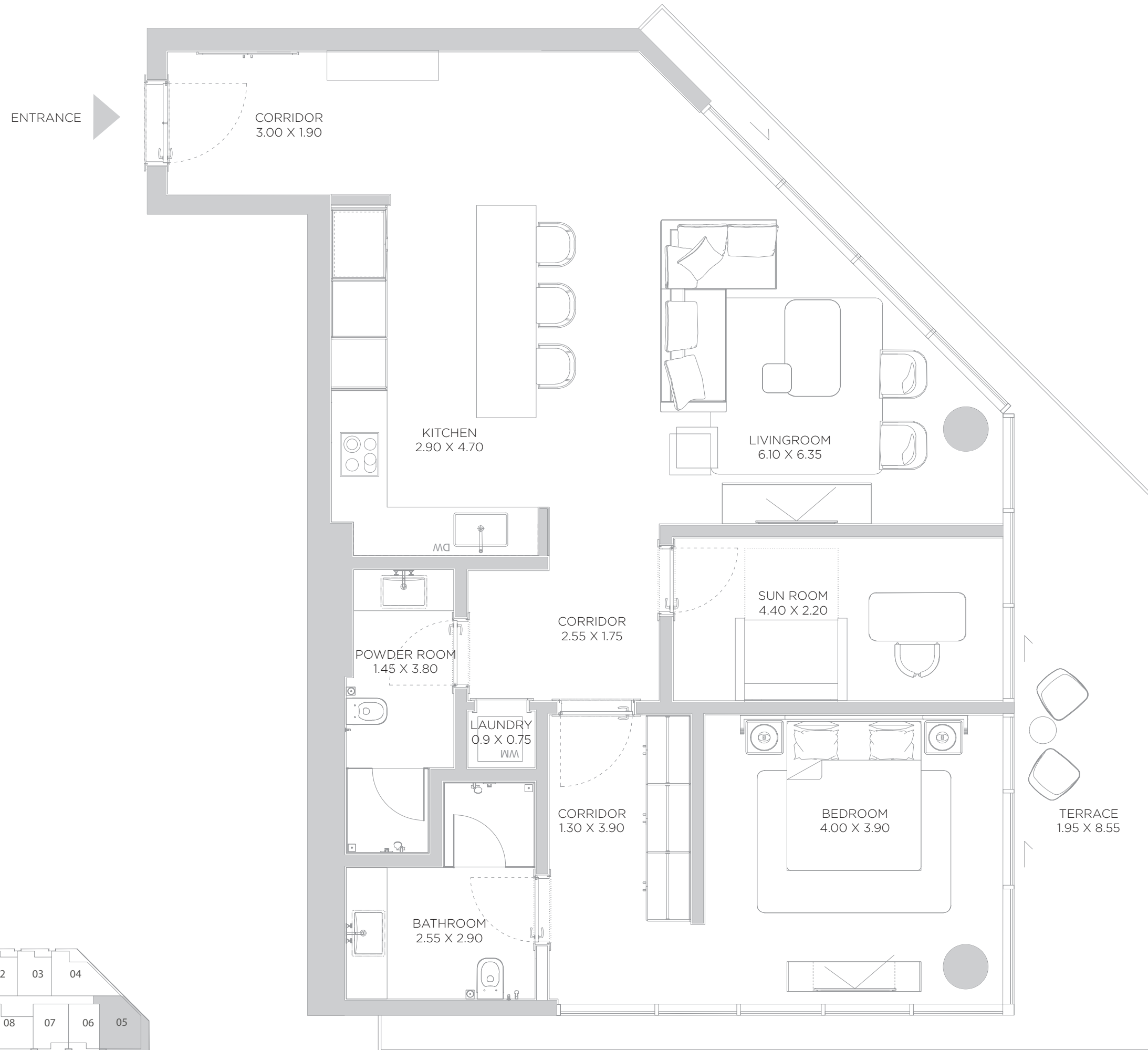
SUITE AREA	1,215	SQ.FT	112.84	SQ.M.
BALCONY AREA	262	SQ.FT	24.42	SQ.M.
TOTAL AREA	1,477	SQ.FT	137.26	SQ.M.

KEY PLAN

ELEVATION



SEVENTH FLOOR PLAN



DISCLAIMER: All measurements, dimensions, coordinates and drawings, given as the Floor Plans in the literature are approximate and provided only for the purpose of marketing, illustration, information and general guidance as such drawings are not to scale. All the rooms, sizes, locations, orientations, dimensions, fixtures, fittings, finishes and specifications (including materials for, placement, size of rooms, windows, doors, balcony, furniture's inbuilt wardrobe etc.) provided in the floor plans may vary as the same have been taken from concept designs prior the actual development/construction and therefore their accuracy in relation to actual construction cannot be confirmed. Hence, we make no guarantee, warranty or representation as to the accuracy and completeness of the floor plan information as changes may be made during the development process, without notice. Always refer to latest IFC design available in the sales office for the most accurate representation of all construction details.

B3

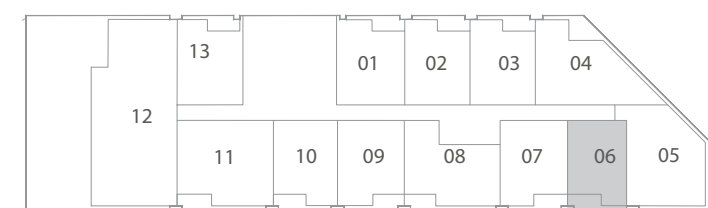
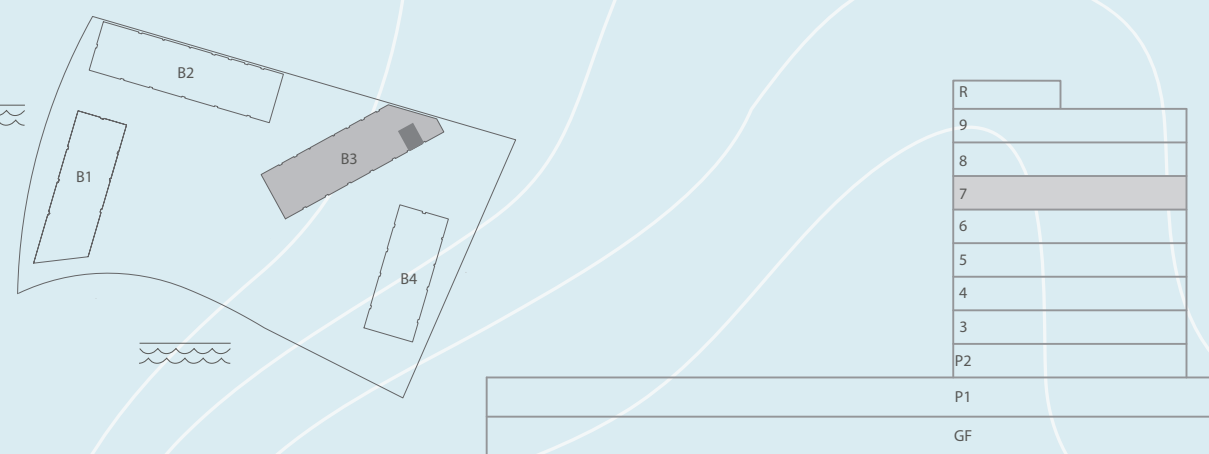
1 BEDROOM

LEVEL 07 UNIT 06

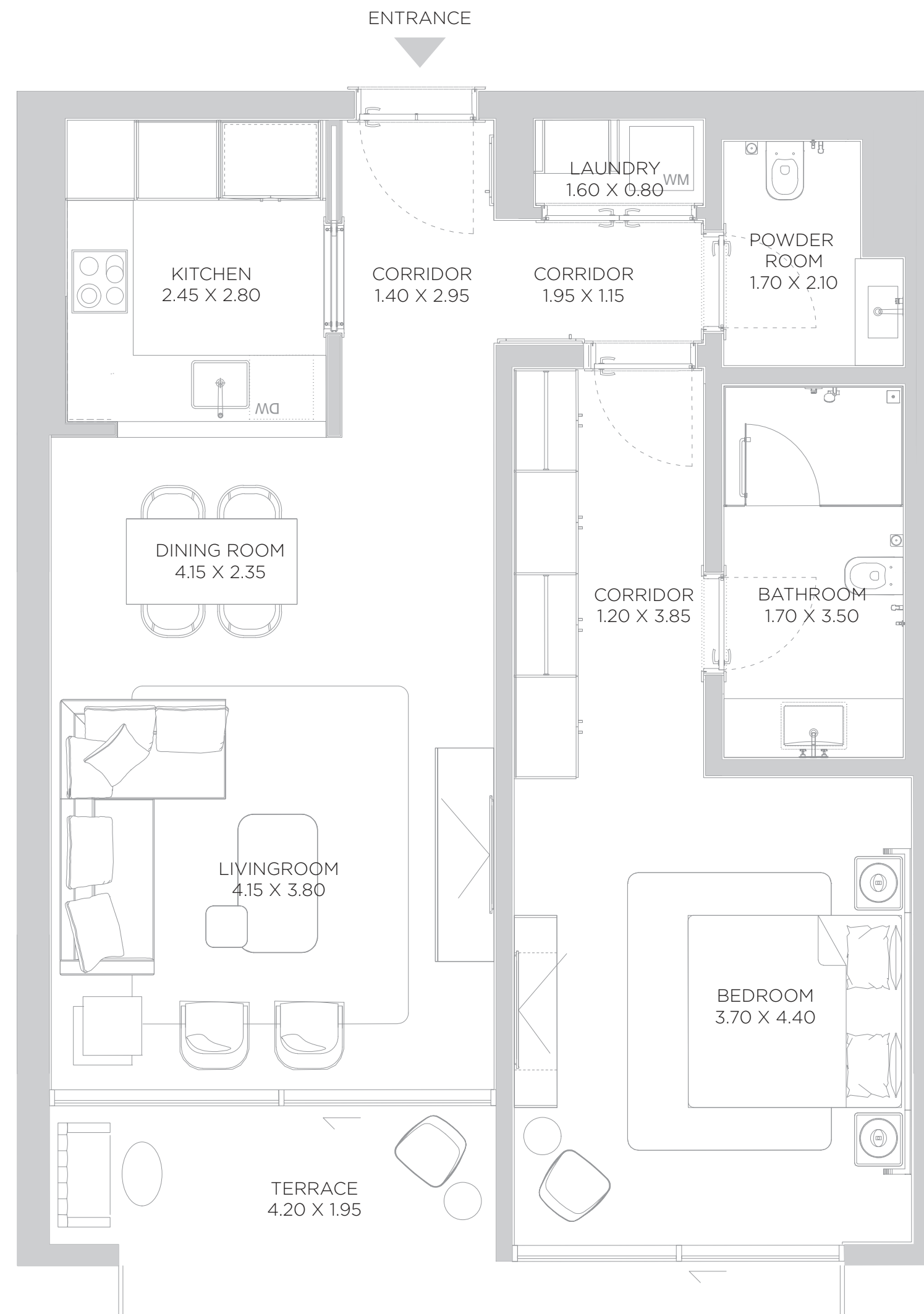
SUITE AREA	894	SQ.FT	83.03	SQ.M.
BALCONY AREA	108	SQ.FT	10.08	SQ.M.
TOTAL AREA	1,002	SQ.FT	93.11	SQ.M.

KEY PLAN

ELEVATION



SEVENTH FLOOR PLAN



DISCLAIMER: All measurements, dimensions, coordinates and drawings, given as the Floor Plans in the literature are approximate and provided only for the purpose of marketing, illustration, information and general guidance as such drawings are not to scale. All the rooms, sizes, locations, orientations, dimensions, fixtures, fittings, finishes and specifications (including materials for, placement, size of rooms, windows, doors, balcony, furniture's inbuilt wardrobe etc.) provided in the floor plans may vary as the same have been taken from concept designs prior the actual development/construction and therefore their accuracy in relation to actual construction cannot be confirmed. Hence, we make no guarantee, warranty or representation as to the accuracy and completeness of the floor plan information as changes may be made during the development process, without notice. Always refer to latest IFC design available in the sales office for the most accurate representation of all construction details.

B3

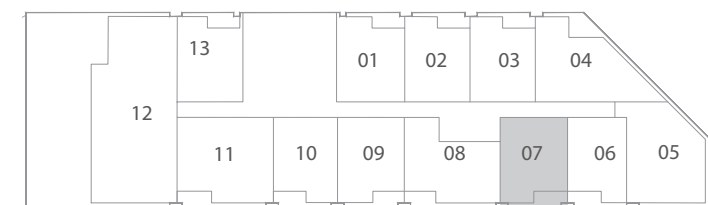
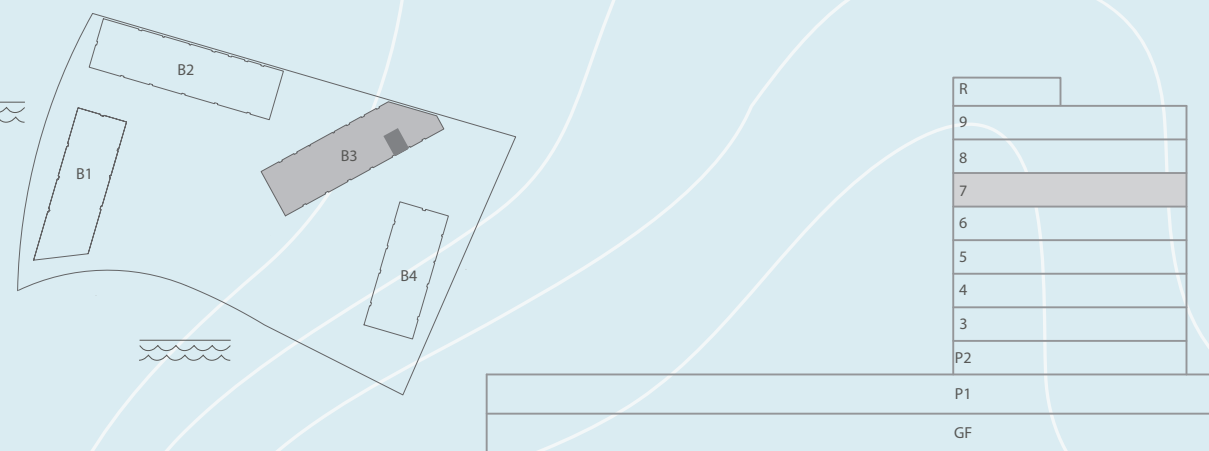
1 BEDROOM

LEVEL 07 UNIT 07

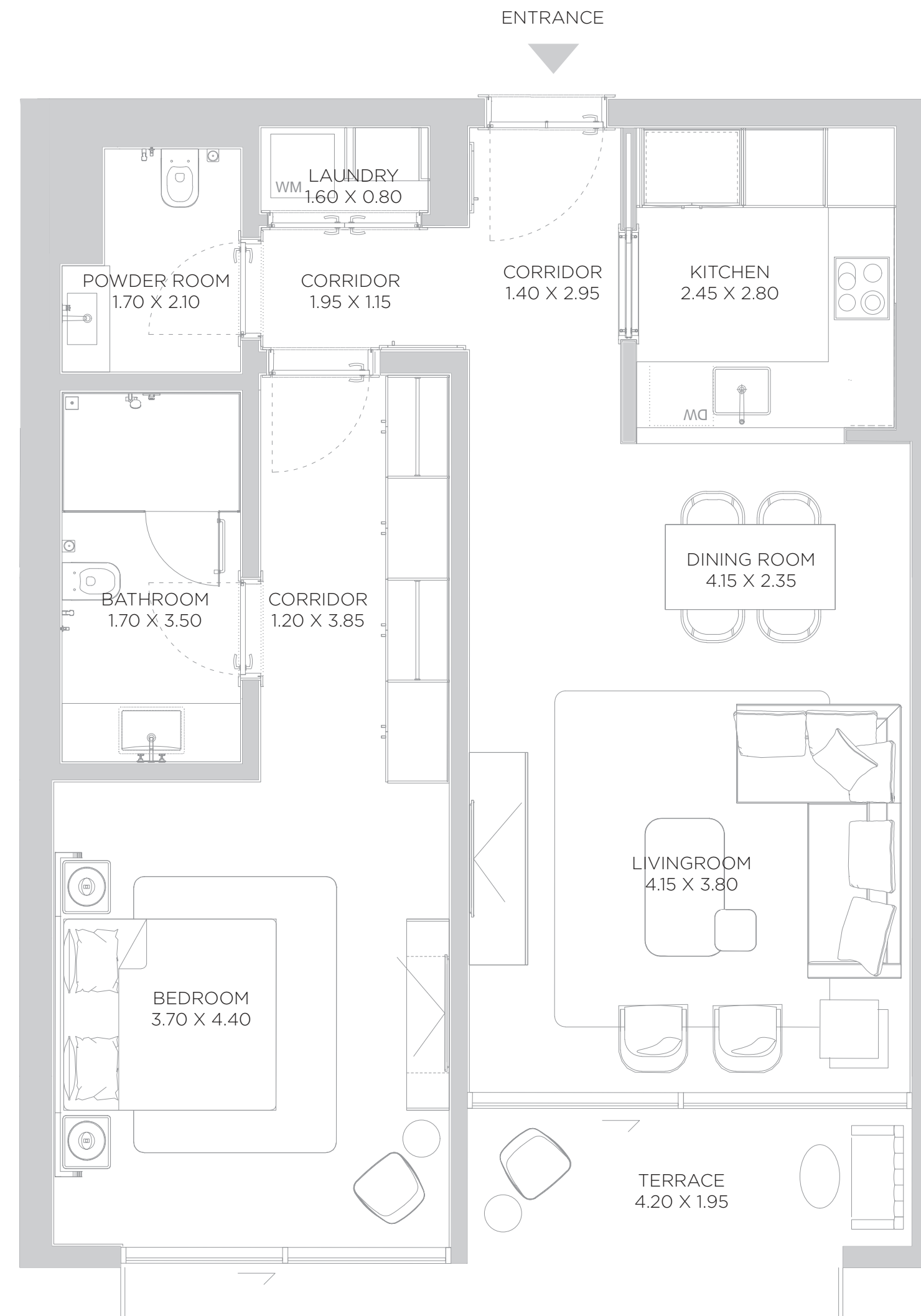
SUITE AREA	892	SQ.FT	82.90	SQ.M.
BALCONY AREA	109	SQ.FT	10.08	SQ.M.
TOTAL AREA	1,001	SQ.FT	92.98	SQ.M.

KEY PLAN

ELEVATION



SEVENTH FLOOR PLAN



DISCLAIMER: All measurements, dimensions, coordinates and drawings, given as the Floor Plans in the literature are approximate and provided only for the purpose of marketing, illustration, information and general guidance as such drawings are not to scale. All the rooms, sizes, locations, orientations, dimensions, fixtures, fittings, finishes and specifications (including materials for, placement, size of rooms, windows, doors, balcony, furniture's inbuilt wardrobe etc.) provided in the floor plans may vary as the same have been taken from concept designs prior the actual development/construction and therefore their accuracy in relation to actual construction cannot be confirmed. Hence, we make no guarantee, warranty or representation as to the accuracy and completeness of the floor plan information as changes may be made during the development process, without notice. Always refer to latest IFC design available in the sales office for the most accurate representation of all construction details.

B3

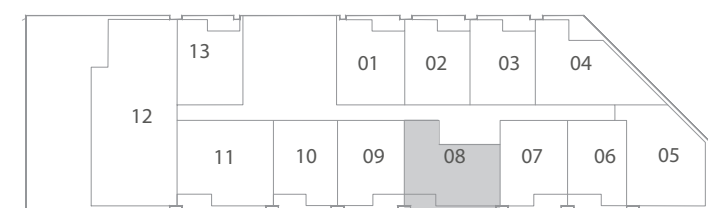
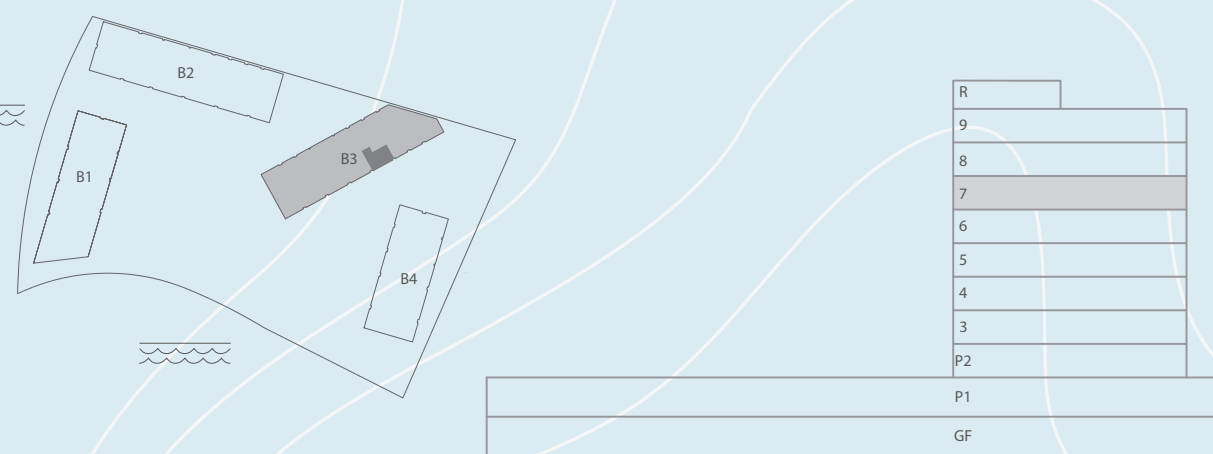
2 BEDROOM

LEVEL 07 UNIT 08

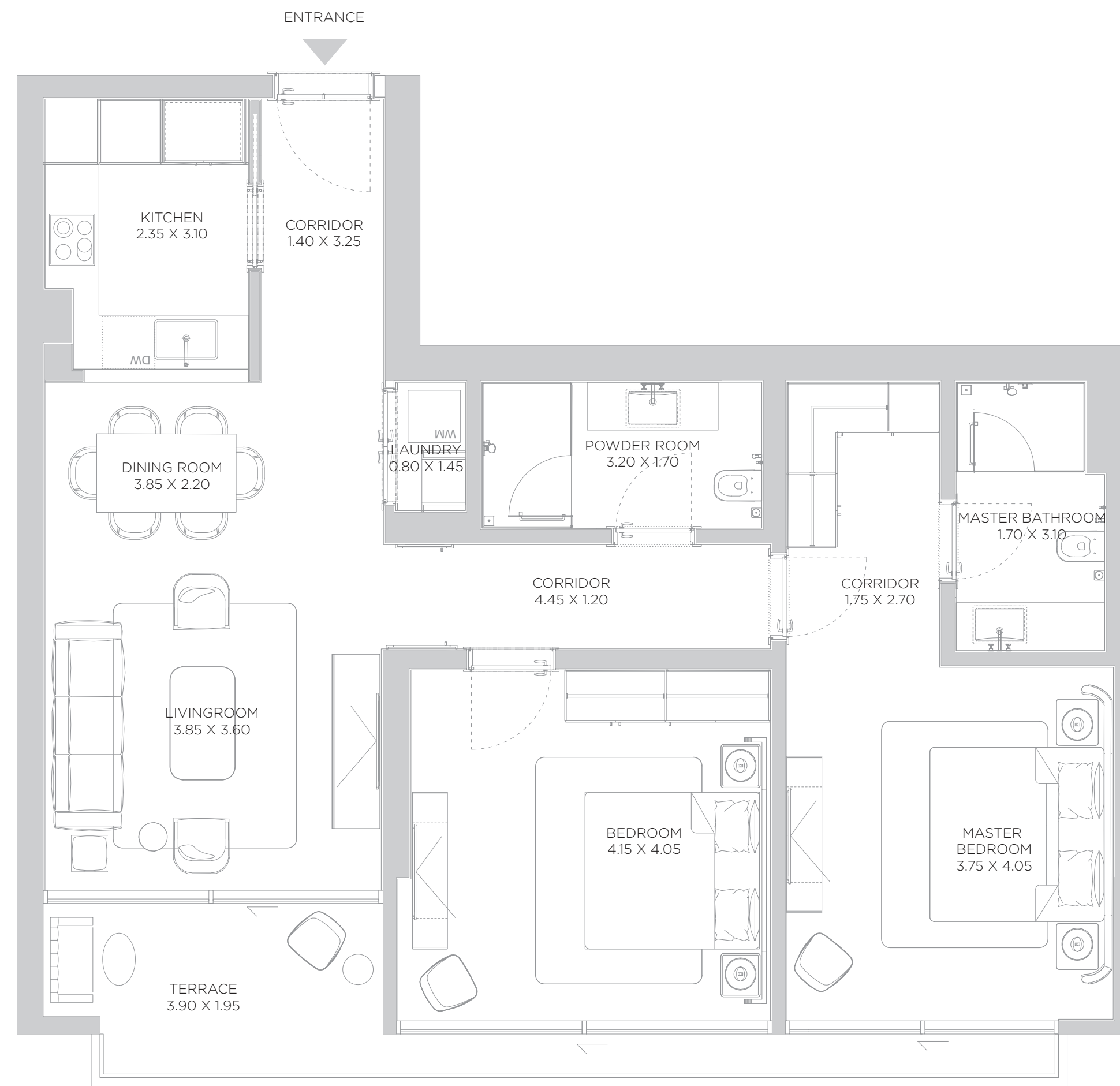
SUITE AREA	1,110	SQ.FT	103.13	SQ.M.
BALCONY AREA	126	SQ.FT	11.67	SQ.M.
TOTAL AREA	1,236	SQ.FT	114.80	SQ.M.

KEY PLAN

ELEVATION



SEVENTH FLOOR PLAN



DISCLAIMER: All measurements, dimensions, coordinates and drawings, given as the Floor Plans in the literature are approximate and provided only for the purpose of marketing, illustration, information and general guidance as such drawings are not to scale. All the rooms, sizes, locations, orientations, dimensions, fixtures, fittings, finishes and specifications (including materials for, placement, size of rooms, windows, doors, balcony, furniture's inbuilt wardrobe etc.) provided in the floor plans may vary as the same have been taken from concept designs prior to the actual development/construction and therefore their accuracy in relation to actual construction cannot be confirmed. Hence, we make no guarantee, warranty or representation as to the accuracy and completeness of the floor plan information as changes may be made during the development process, without notice. Always refer to latest IFC design available in the sales office for the most accurate representation of all construction details.

B3

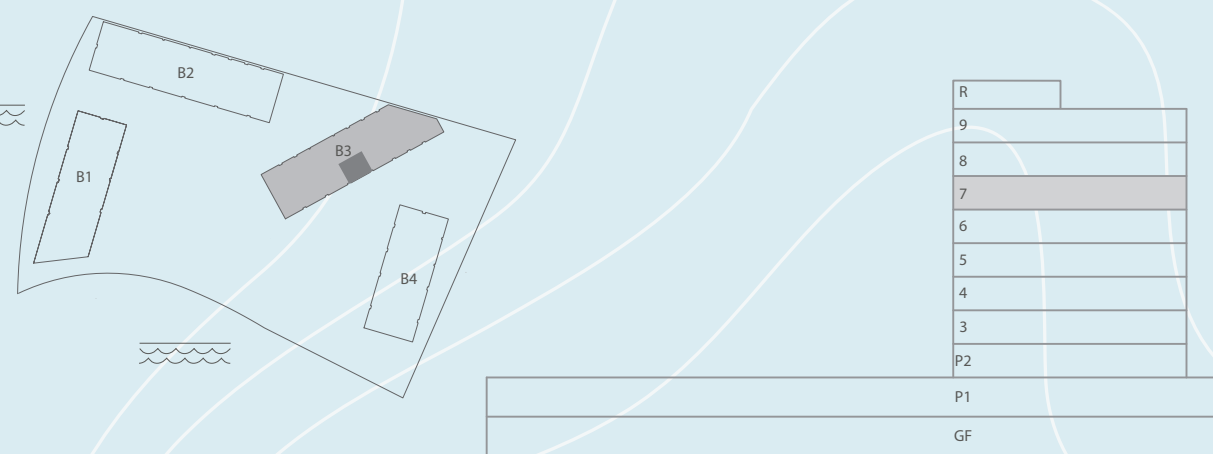
1 BEDROOM

LEVEL 07 UNIT 09

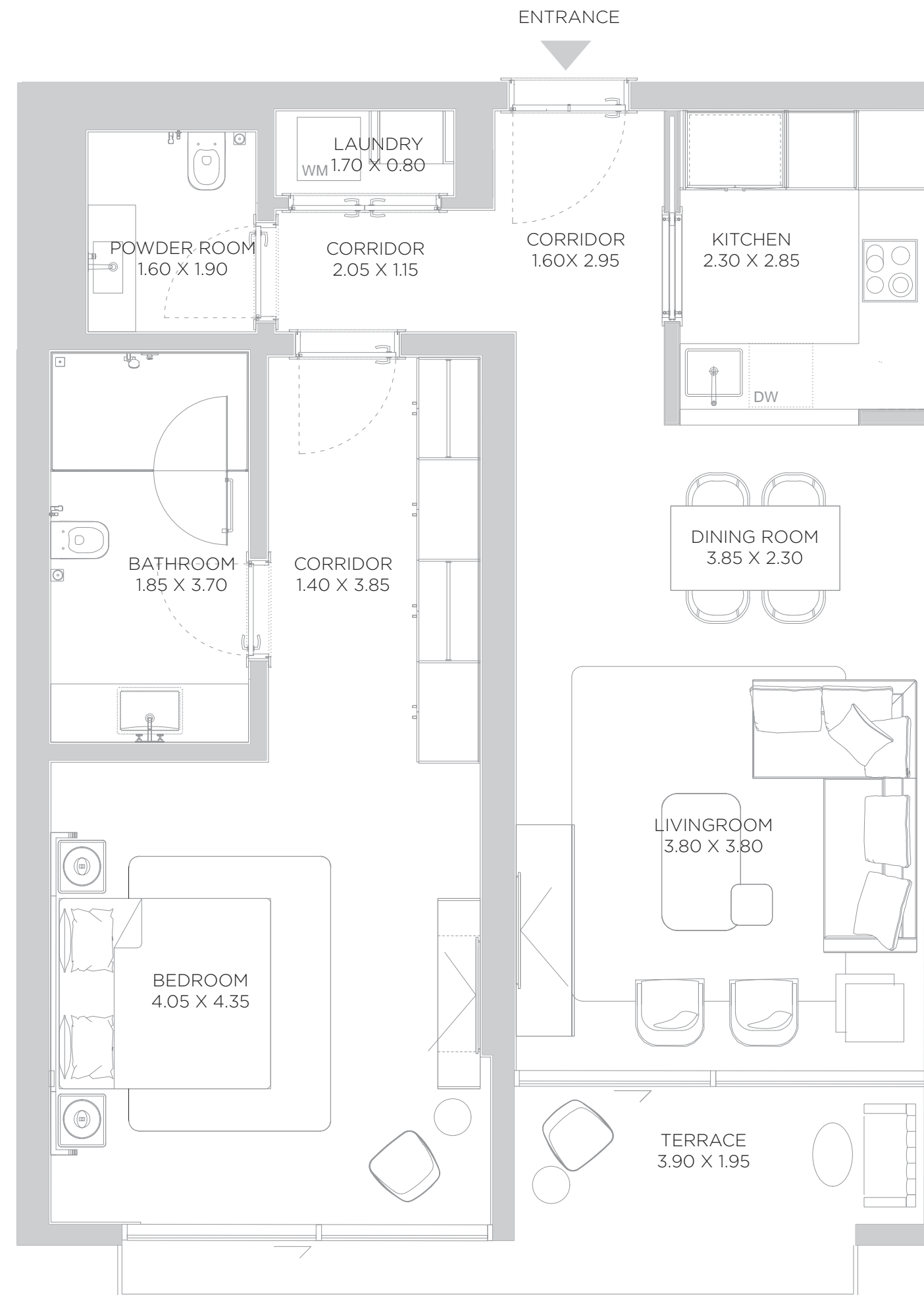
SUITE AREA	913	SQ.FT	84.81	SQ.M.
BALCONY AREA	106	SQ.FT	9.87	SQ.M.
TOTAL AREA	1,019	SQ.FT	94.68	SQ.M.

KEY PLAN

ELEVATION



SEVENTH FLOOR PLAN



DISCLAIMER: All measurements, dimensions, coordinates and drawings, given as the Floor Plans in the literature are approximate and provided only for the purpose of marketing, illustration, information and general guidance as such drawings are not to scale. All the rooms, sizes, locations, orientations, dimensions, fixtures, fittings, finishes and specifications (including materials for, placement, size of rooms, windows, doors, balcony, furniture's inbuilt wardrobe etc.) provided in the floor plans may vary as the same have been taken from concept designs prior the actual development/construction and therefore their accuracy in relation to actual construction cannot be confirmed. Hence, we make no guarantee, warranty or representation as to the accuracy and completeness of the floor plan information as changes may be made during the development process, without notice. Always refer to latest IFC design available in the sales office for the most accurate representation of all construction details.

B3

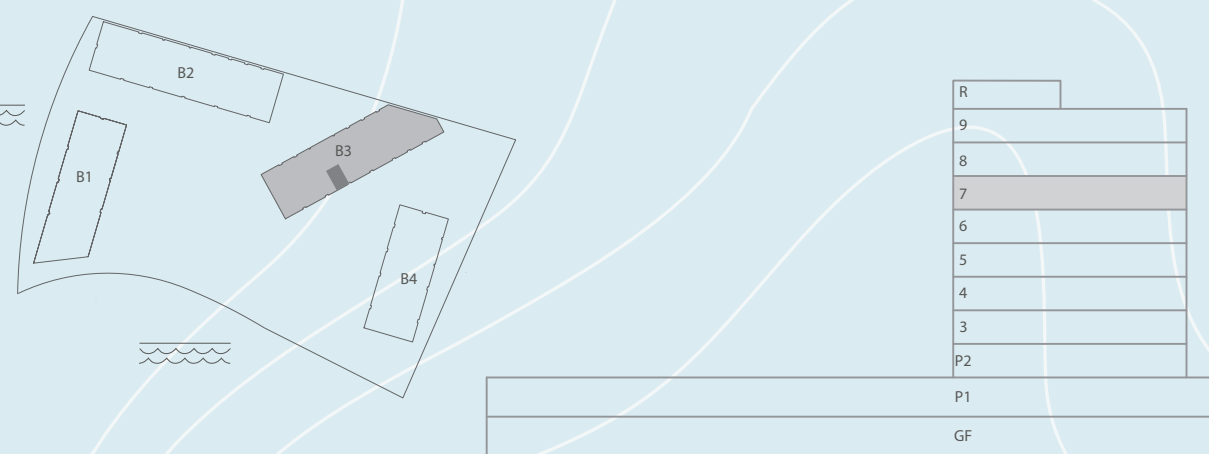
1 BEDROOM

LEVEL 07 UNIT 10

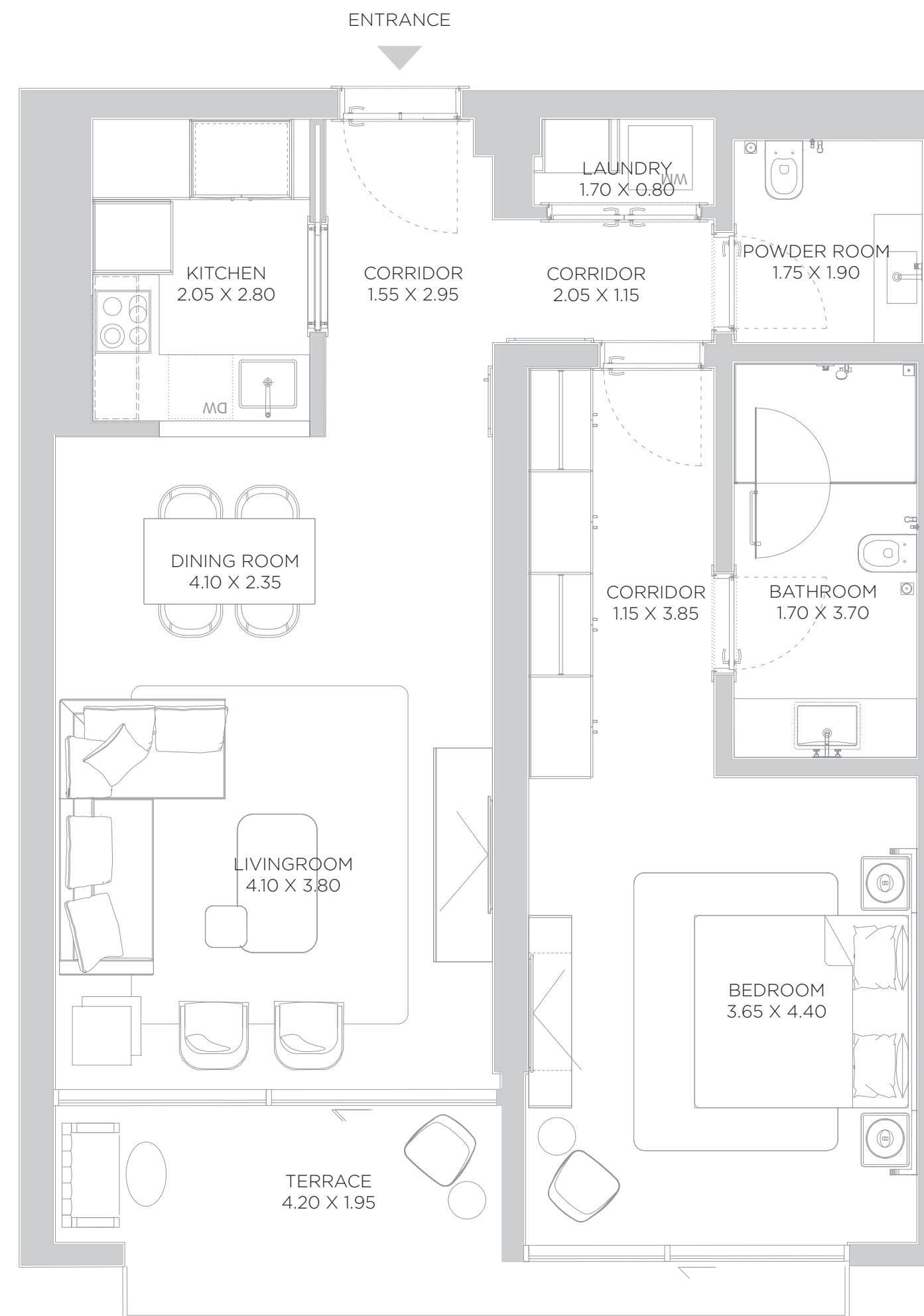
SUITE AREA	886	SQ.FT	82.35	SQ.M.
BALCONY AREA	110	SQ.FT	10.18	SQ.M.
TOTAL AREA	996	SQ.FT	92.53	SQ.M.

KEY PLAN

ELEVATION



SEVENTH FLOOR PLAN



DISCLAIMER: All measurements, dimensions, coordinates and drawings, given as the Floor Plans in the literature are approximate and provided only for the purpose of marketing, illustration, information and general guidance as such drawings are not to scale. All the rooms, sizes, locations, orientations, dimensions, fixtures, fittings, finishes and specifications (including materials for, placement, size of rooms, windows, doors, balcony, furniture's inbuilt wardrobe etc.) provided in the floor plans may vary as the same have been taken from concept designs prior the actual development/construction and therefore their accuracy in relation to actual construction cannot be confirmed. Hence, we make no guarantee, warranty or representation as to the accuracy and completeness of the floor plan information as changes may be made during the development process, without notice. Always refer to latest IFC design available in the sales office for the most accurate representation of all construction details.

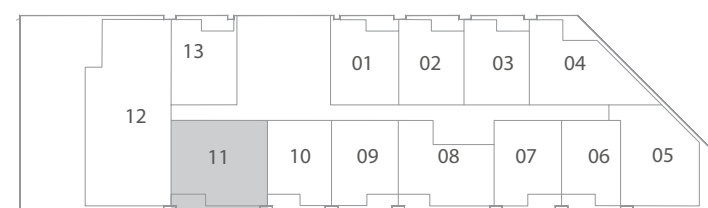
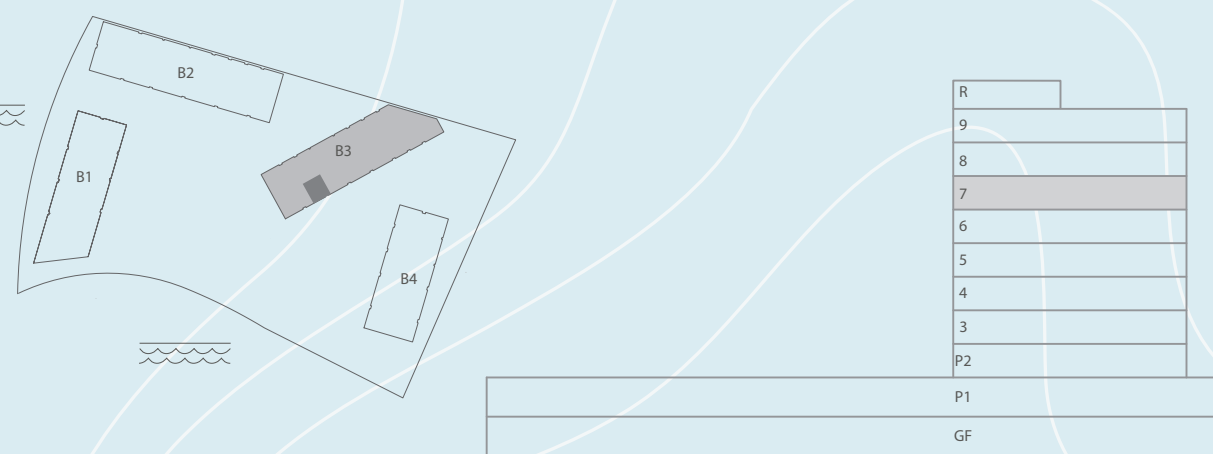
B3

2 BEDROOM
 LEVEL 07 UNIT 11

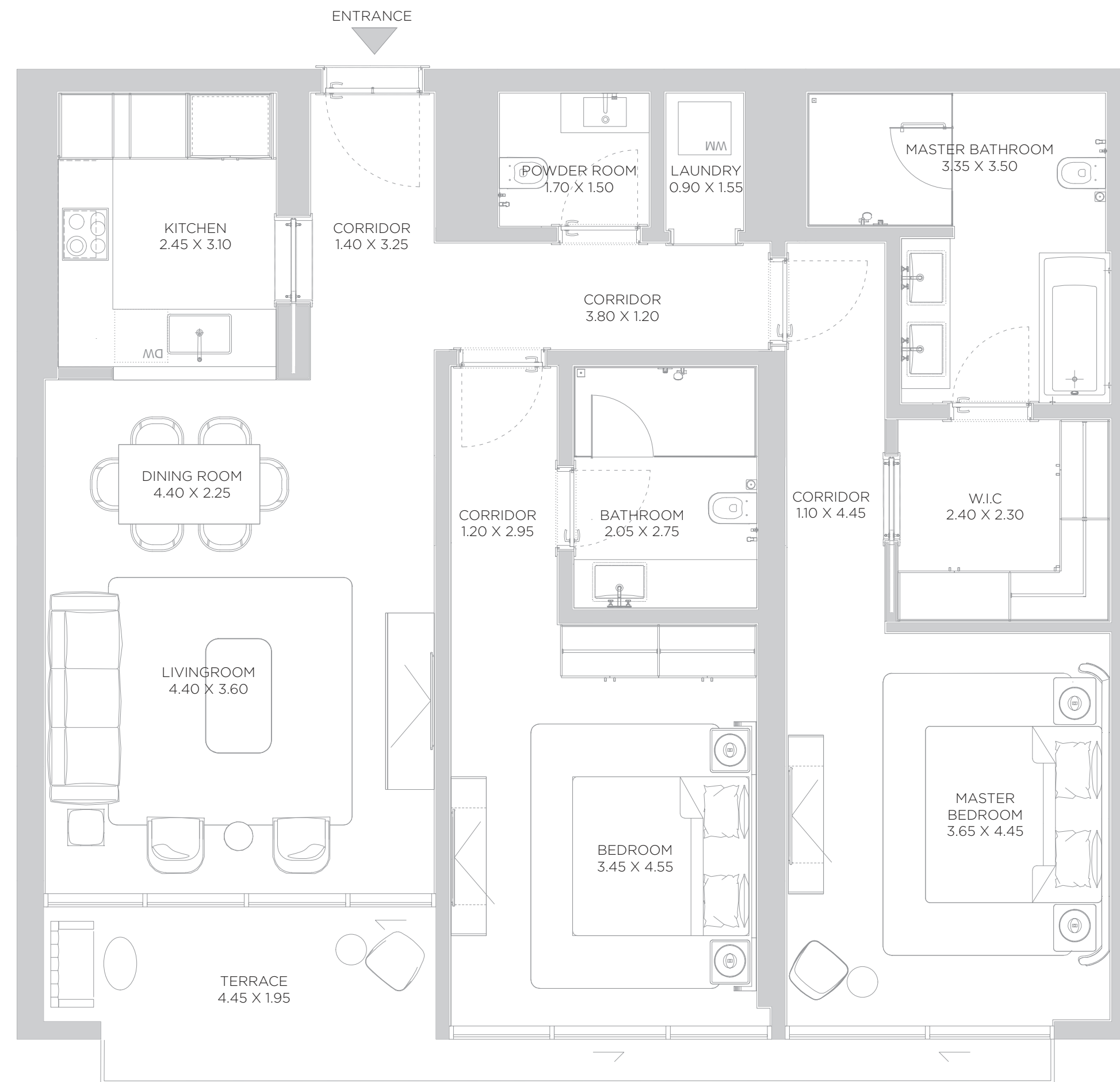
SUITE AREA	1,346	SQ.FT	125.06	SQ.M.
BALCONY AREA	135	SQ.FT	12.50	SQ.M.
TOTAL AREA	1,481	SQ.FT	137.56	SQ.M.

KEY PLAN

ELEVATION



SEVENTH FLOOR PLAN



DISCLAIMER: All measurements, dimensions, coordinates and drawings, given as the Floor Plans in the literature are approximate and provided only for the purpose of marketing, illustration, information and general guidance as such drawings are not to scale. All the rooms, sizes, locations, orientations, dimensions, fixtures, fittings, finishes and specifications (including materials for, placement, size of rooms, windows, doors, balcony, furniture's inbuilt wardrobe etc.) provided in the floor plans may vary as the same have been taken from concept designs prior the actual development/construction and therefore their accuracy in relation to actual construction cannot be confirmed. Hence, we make no guarantee, warranty or representation as to the accuracy and completeness of the floor plan information as changes may be made during the development process, without notice. Always refer to latest IFC design available in the sales office for the most accurate representation of all construction details.

B3

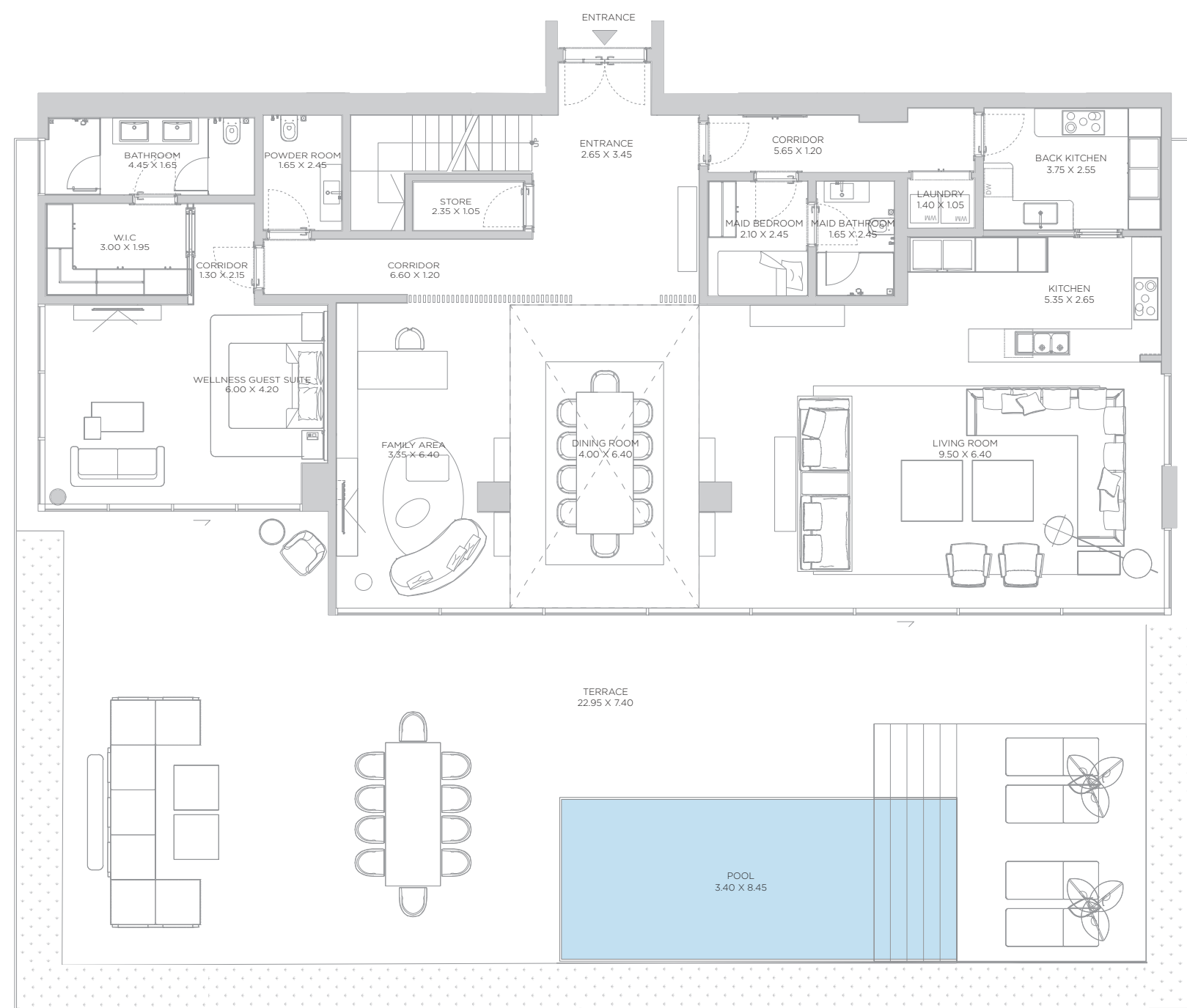
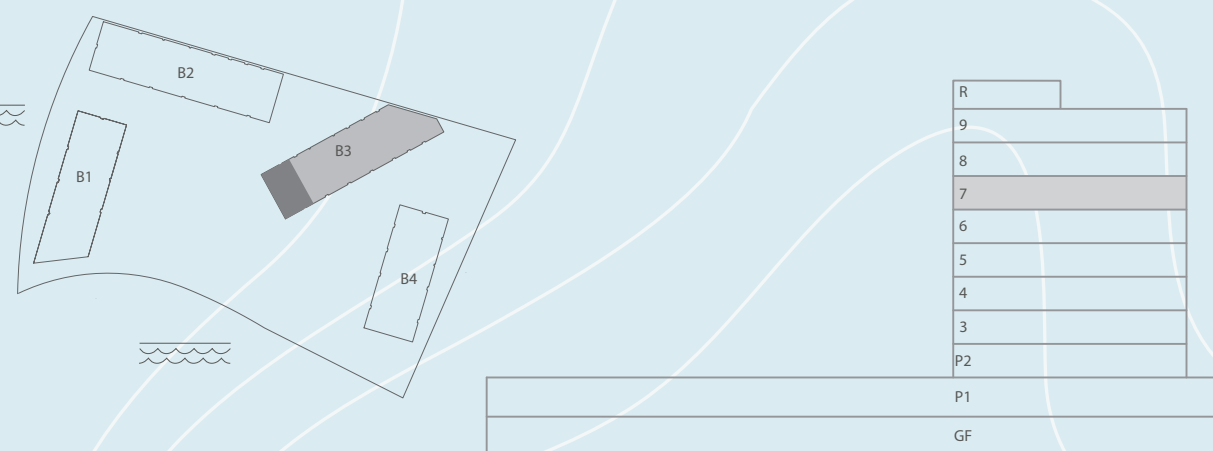
4 BEDROOM

LEVEL 07 UNIT 12

SUITE AREA	4,852	SQ.FT	450.72	SQ.M.
BALCONY AREA	2,847	SQ.FT	264.55	SQ.M.
TOTAL AREA	7,699	SQ.FT	715.27	SQ.M.

KEY PLAN

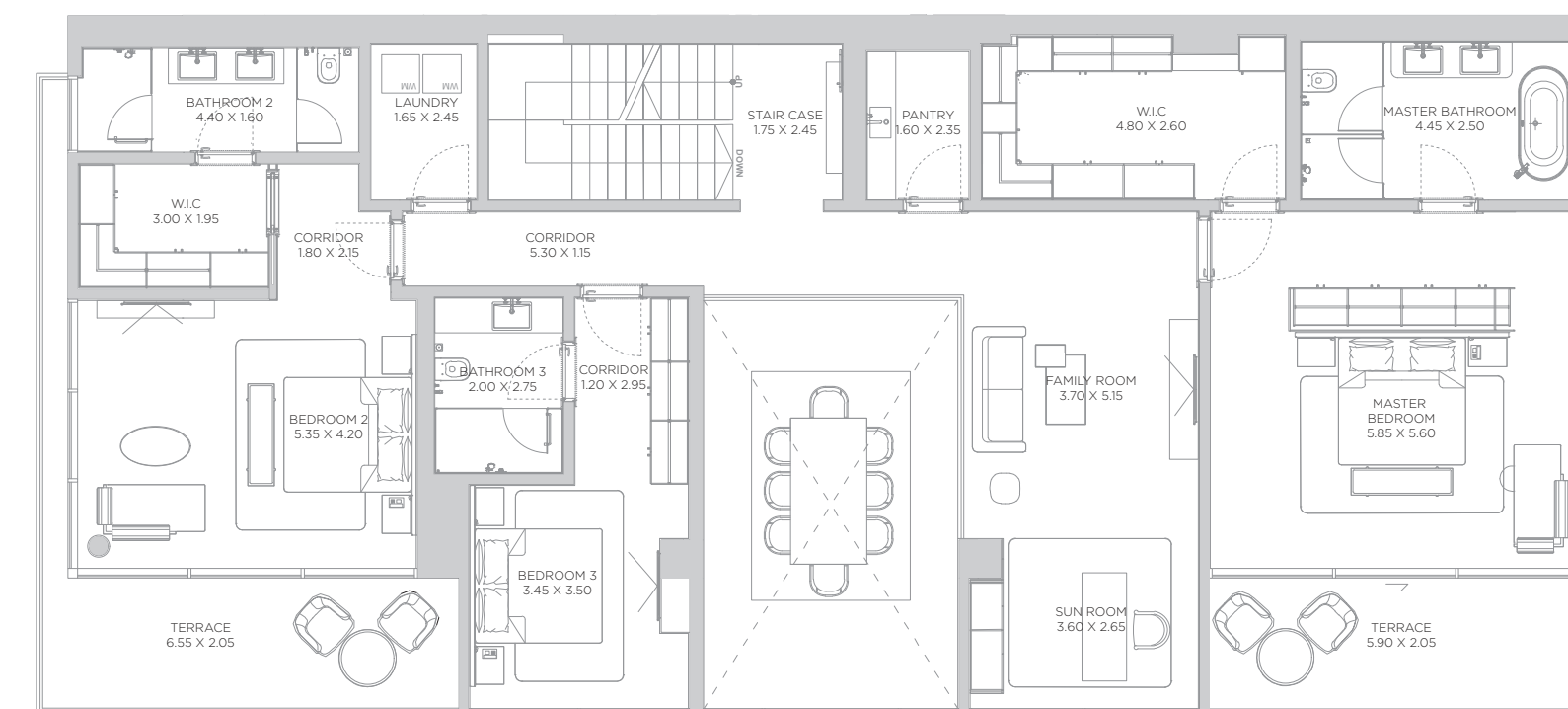
ELEVATION



GROUND FLOOR



SEVENTH FLOOR PLAN



FIRST FLOOR

DISCLAIMER: All measurements, dimensions, coordinates and drawings, given as the Floor Plans in the literature are approximate and provided only for the purpose of marketing, illustration, information and general guidance as such drawings are not to scale. All the rooms, sizes, locations, orientations, dimensions, fixtures, fittings, finishes and specifications (including materials for, placement, size of rooms, windows, doors, balcony, furniture's inbuilt wardrobe etc.) provided in the floor plans may vary as the same have been taken from concept designs prior to the actual development/construction and therefore their accuracy in relation to actual construction cannot be confirmed. Hence, we make no guarantee, warranty or representation as to the accuracy and completeness of the floor plan information as changes may be made during the development process, without notice. Always refer to latest IFC design available in the sales office for the most accurate representation of all construction details.

B3

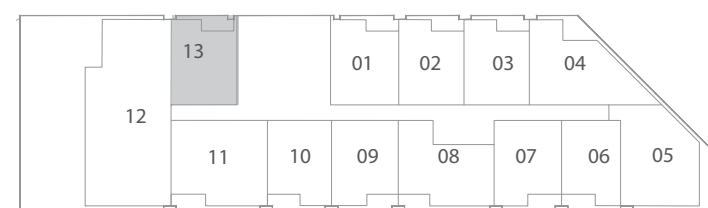
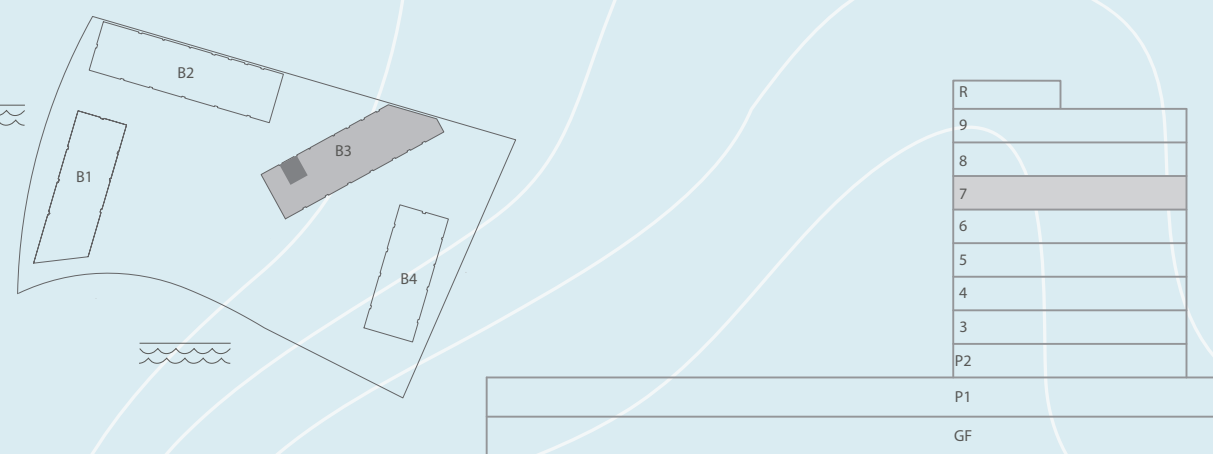
1 BEDROOM

LEVEL 07 UNIT 13

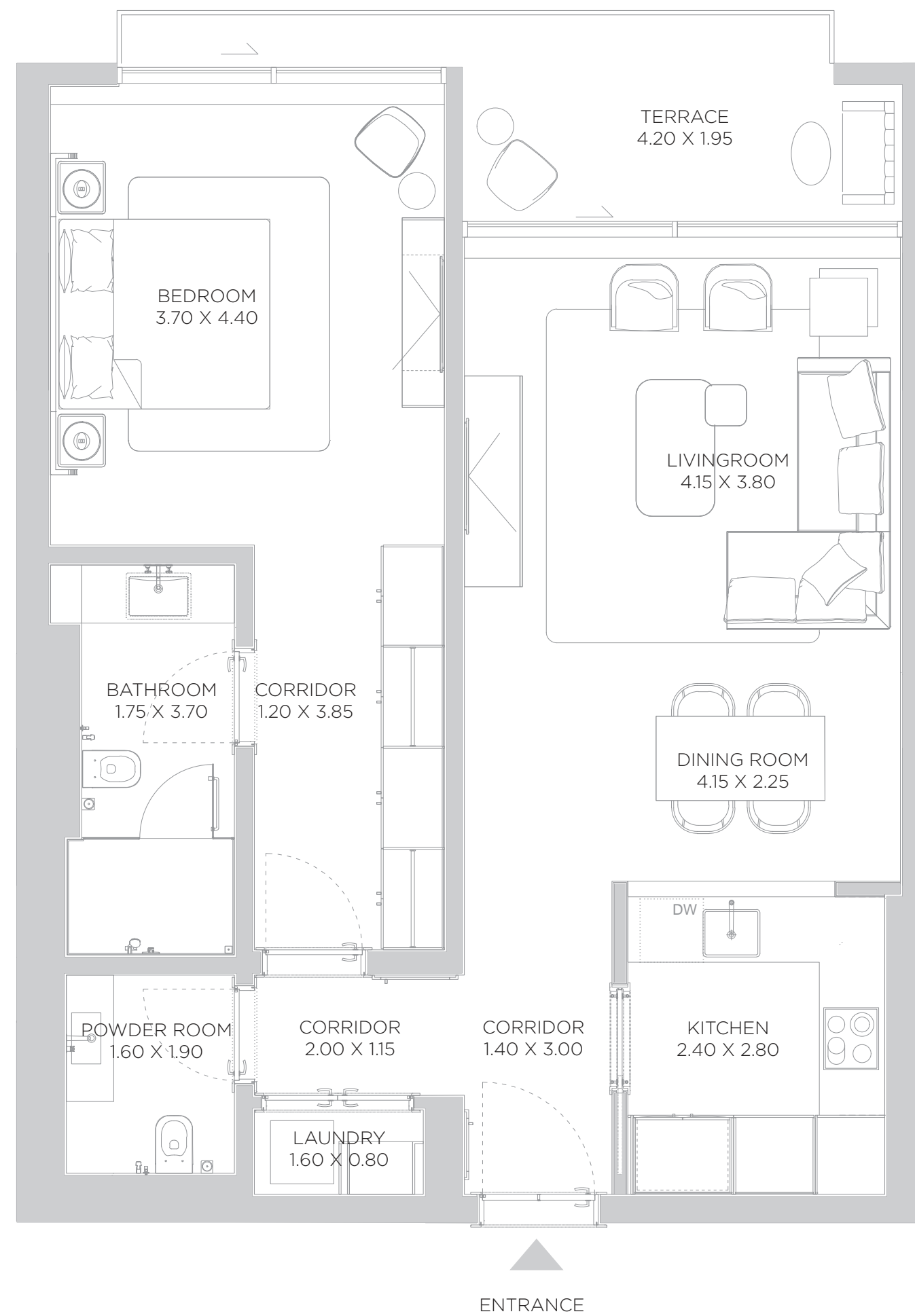
SUITE AREA	890	SQ.FT	82.73	SQ.M.
BALCONY AREA	110	SQ.FT	10.15	SQ.M.
TOTAL AREA	1,000	SQ.FT	92.88	SQ.M.

KEY PLAN

ELEVATION



SEVENTH FLOOR PLAN



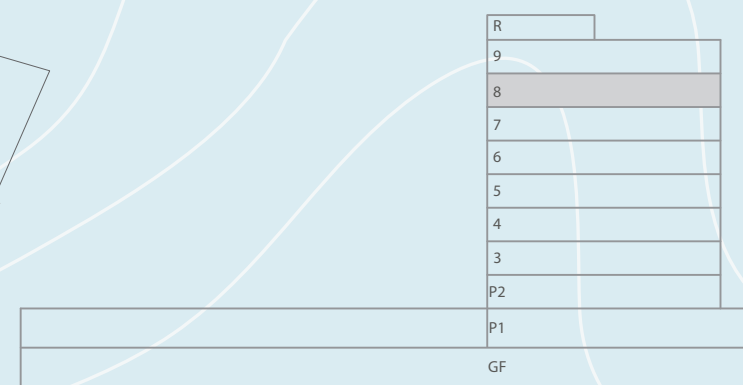
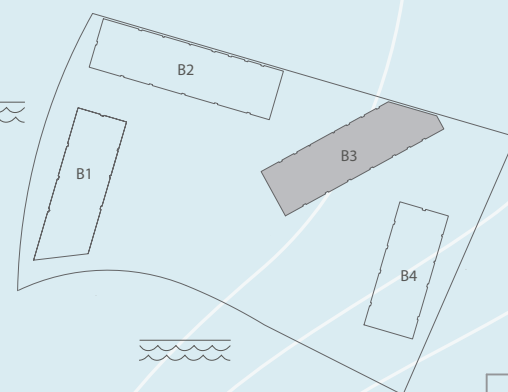
DISCLAIMER: All measurements, dimensions, coordinates and drawings, given as the Floor Plans in the literature are approximate and provided only for the purpose of marketing, illustration, information and general guidance as such drawings are not to scale. All the rooms, sizes, locations, orientations, dimensions, fixtures, fittings, finishes and specifications (including materials for, placement, size of rooms, windows, doors, balcony, furniture's inbuilt wardrobe etc.) provided in the floor plans may vary as the same have been taken from concept designs prior the actual development/construction and therefore their accuracy in relation to actual construction cannot be confirmed. Hence, we make no guarantee, warranty or representation as to the accuracy and completeness of the floor plan information as changes may be made during the development process, without notice. Always refer to latest IFC design available in the sales office for the most accurate representation of all construction details.

BEACH RESIDENCES DUBAI ISLANDS

B3 LEVEL 08

KEY PLAN

ELEVATION



DISCLAIMER: All measurements, dimensions, coordinates and drawings, given as the Floor Plans in the literature are approximate and provided only for the purpose of marketing, illustration, information and general guidance as such drawings are not to scale. All the rooms, sizes, locations, orientations, dimensions, fixtures, fittings, finishes and specifications (including materials for, placement, size of rooms, windows, doors, balcony, furniture's inbuilt wardrobe etc.) provided in the floor plans may vary as the same have been taken from concept designs prior the actual development/construction and therefore their accuracy in relation to actual construction cannot be confirmed. Hence, we make no guarantee, warranty or representation as to the accuracy and completeness of the floor plan information as changes may be made during the development process, without notice. Always refer to latest IFC design available in the sales office for the most accurate representation of all construction details.

B3

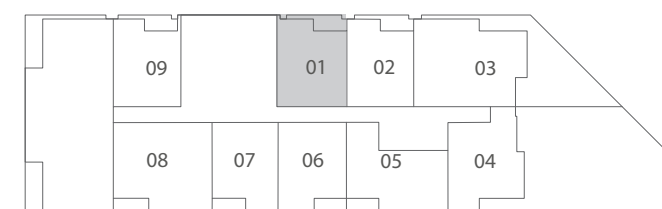
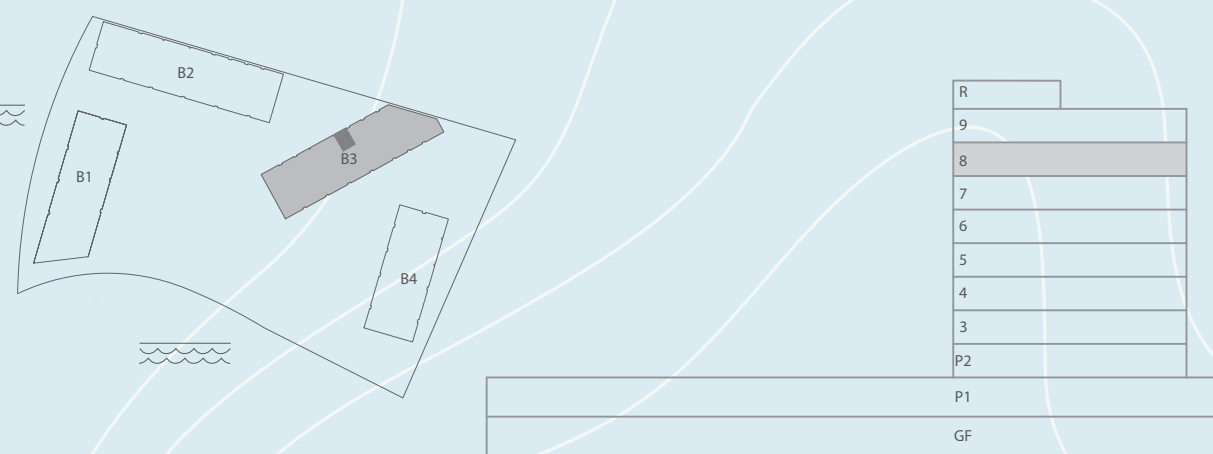
1 BEDROOM

LEVEL 08 UNIT 01

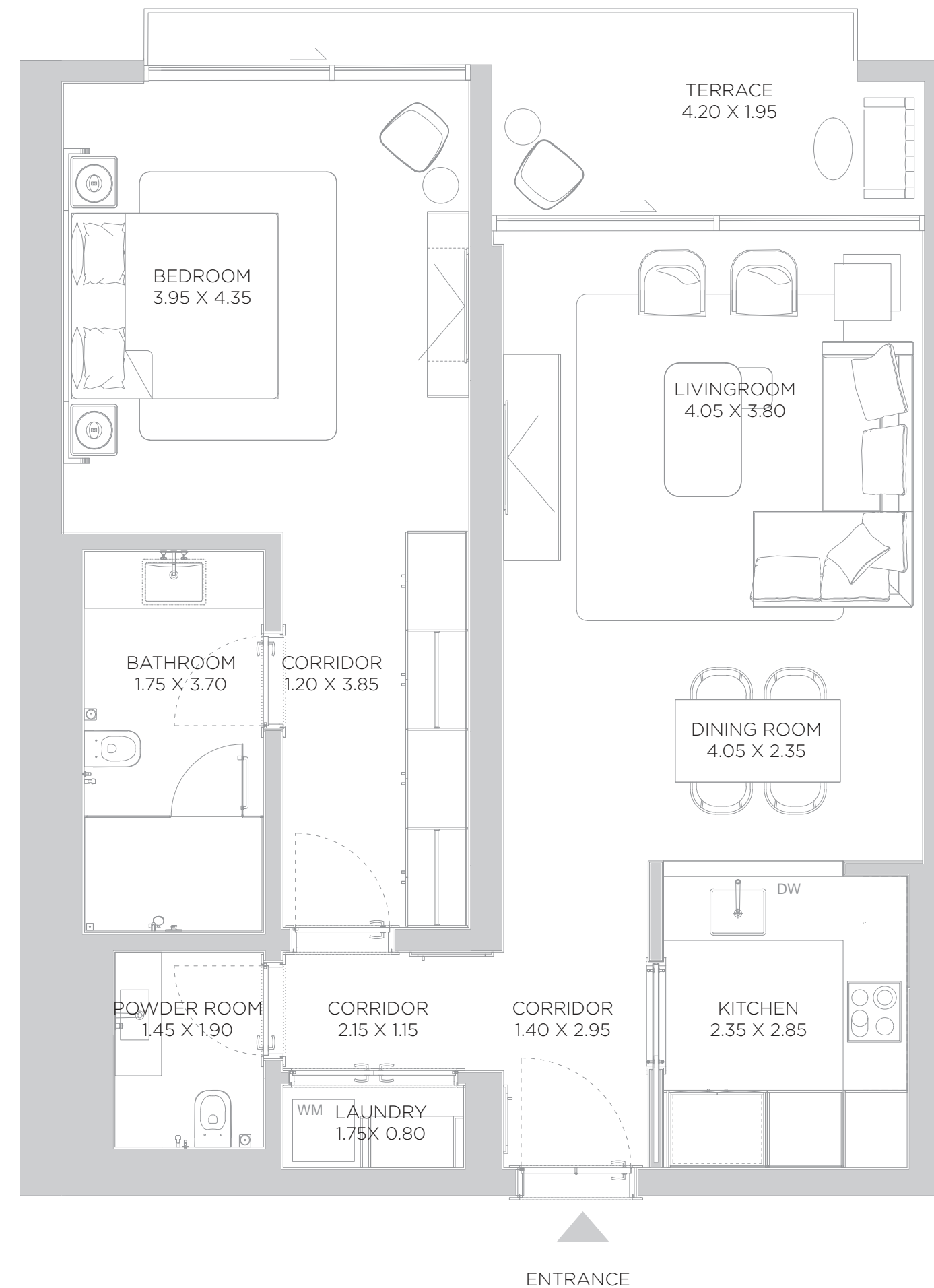
SUITE AREA	926	SQ.FT	86.04	SQ.M.
BALCONY AREA	110	SQ.FT	10.25	SQ.M.
TOTAL AREA	1,036	SQ.FT	96.29	SQ.M.

KEY PLAN

ELEVATION



EIGHTH FLOOR PLAN



DISCLAIMER: All measurements, dimensions, coordinates and drawings, given as the Floor Plans in the literature are approximate and provided only for the purpose of marketing, illustration, information and general guidance as such drawings are not to scale. All the rooms, sizes, locations, orientations, dimensions, fixtures, fittings, finishes and specifications (including materials for, placement, size of rooms, windows, doors, balcony, furniture's inbuilt wardrobe etc.) provided in the floor plans may vary as the same have been taken from concept designs prior the actual development/construction and therefore their accuracy in relation to actual construction cannot be confirmed. Hence, we make no guarantee, warranty or representation as to the accuracy and completeness of the floor plan information as changes may be made during the development process, without notice. Always refer to latest IFC design available in the sales office for the most accurate representation of all construction details.

B3

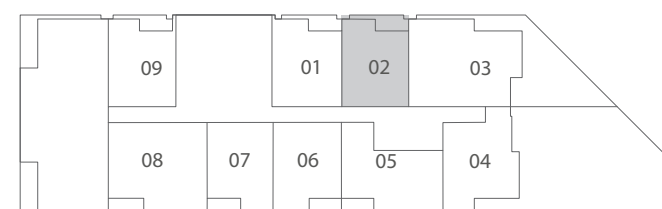
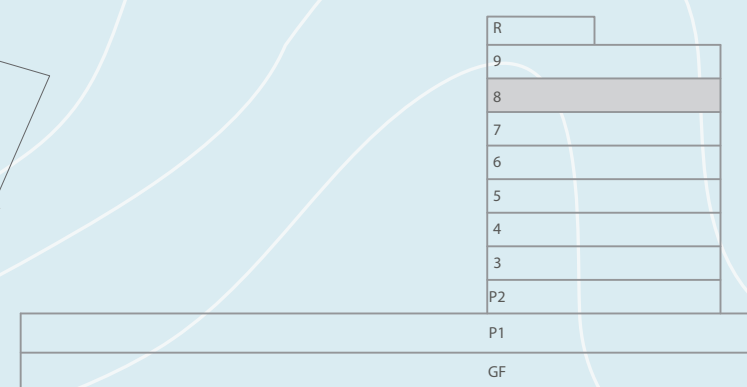
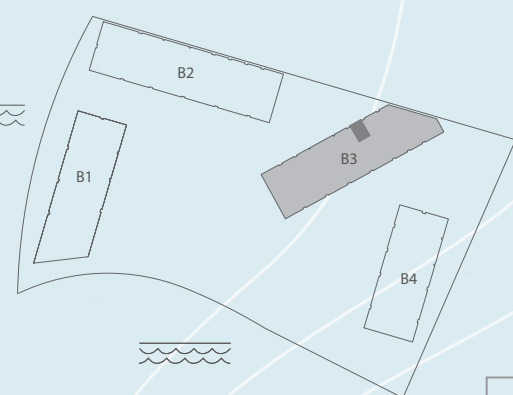
1 BEDROOM

LEVEL 08 UNIT 02

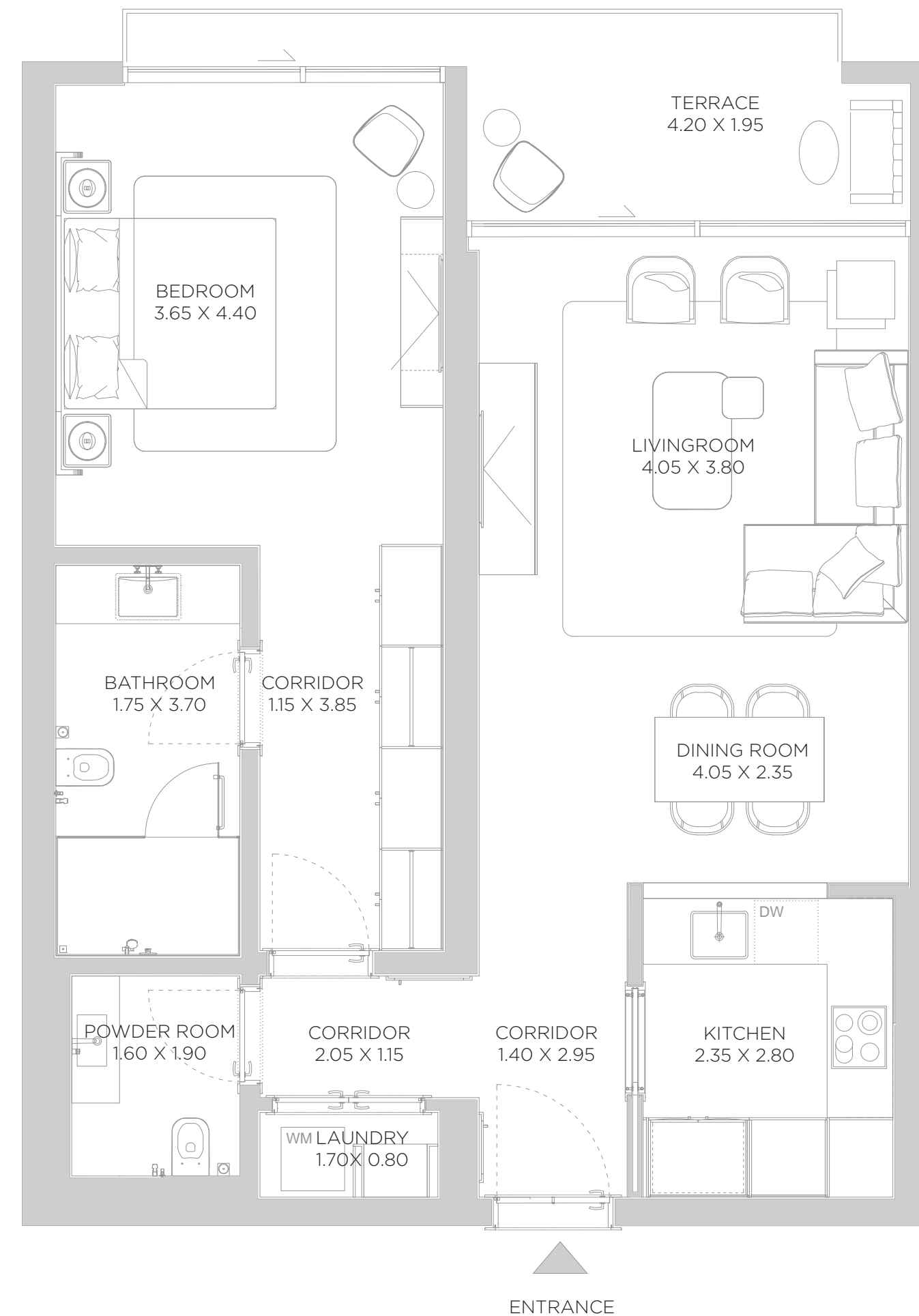
SUITE AREA	894	SQ.FT	83.06	SQ.M.
BALCONY AREA	110	SQ.FT	10.18	SQ.M.
TOTAL AREA	1,004	SQ.FT	93.24	SQ.M.

KEY PLAN

ELEVATION



EIGHTH FLOOR PLAN



B3

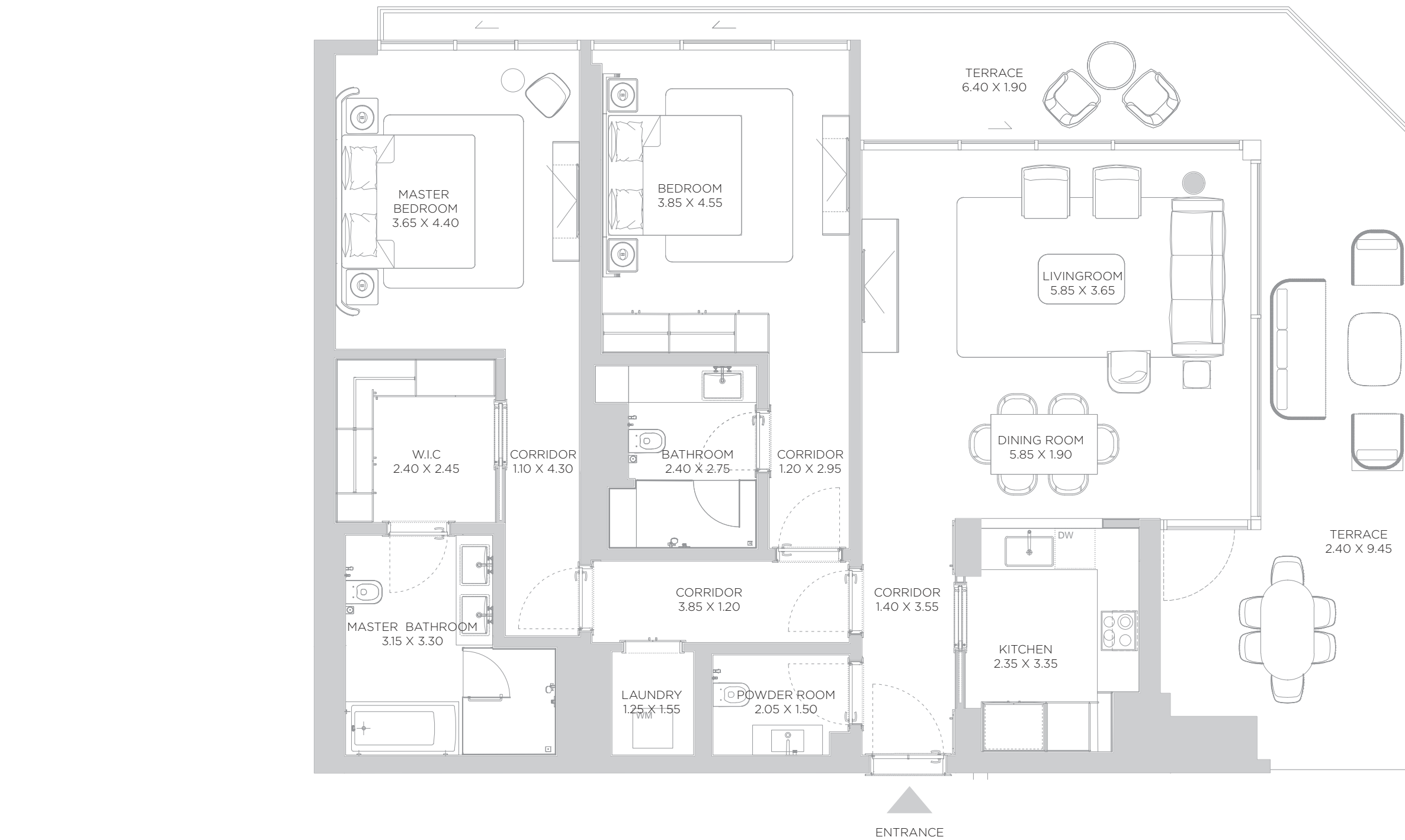
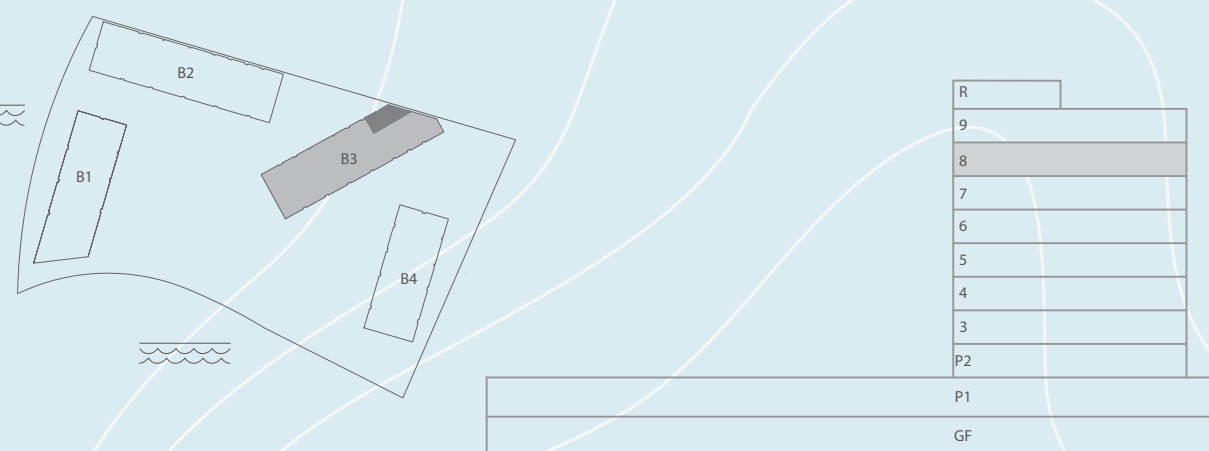
2 BEDROOM

LEVEL 08 UNIT 03

SUITE AREA	1,452	SQ.FT	134.88	SQ.M.
BALCONY AREA	504	SQ.FT	46.85	SQ.M.
TOTAL AREA	1,956	SQ.FT	181.73	SQ.M.

KEY PLAN

ELEVATION



EIGHTH FLOOR PLAN

DISCLAIMER: All measurements, dimensions, coordinates and drawings, given as the Floor Plans in the literature are approximate and provided only for the purpose of marketing, illustration, information and general guidance as such drawings are not to scale. All the rooms, sizes, locations, orientations, dimensions, fixtures, fittings, finishes and specifications (including materials for, placement, size of rooms, windows, doors, balcony, furniture's inbuilt wardrobe etc.) provided in the floor plans may vary as the same have been taken from concept designs prior the actual development/construction and therefore their accuracy in relation to actual construction cannot be confirmed. Hence, we make no guarantee, warranty or representation as to the accuracy and completeness of the floor plan information as changes may be made during the development process, without notice. Always refer to latest IFC design available in the sales office for the most accurate representation of all construction details.

B3

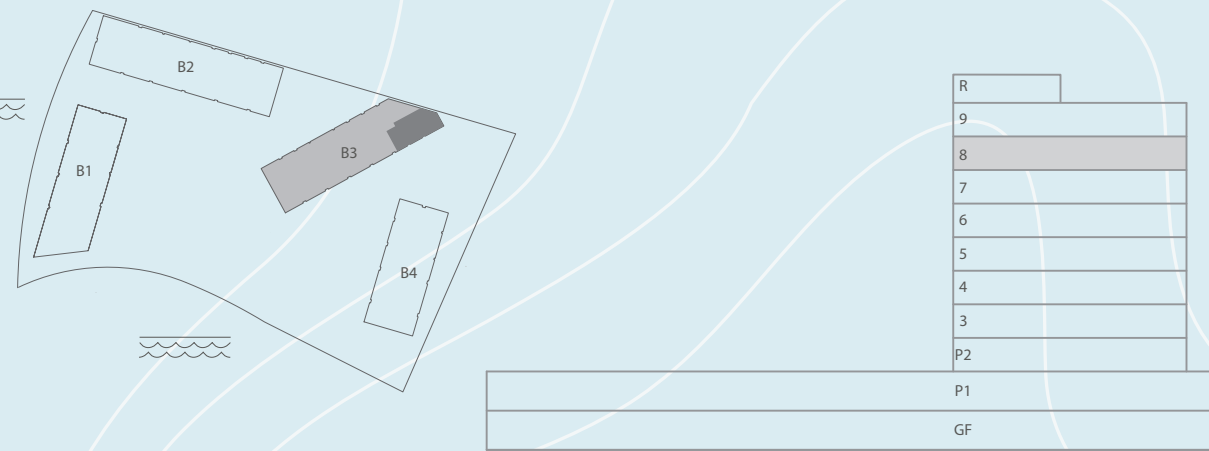
1 BEDROOM

LEVEL 08 UNIT 04

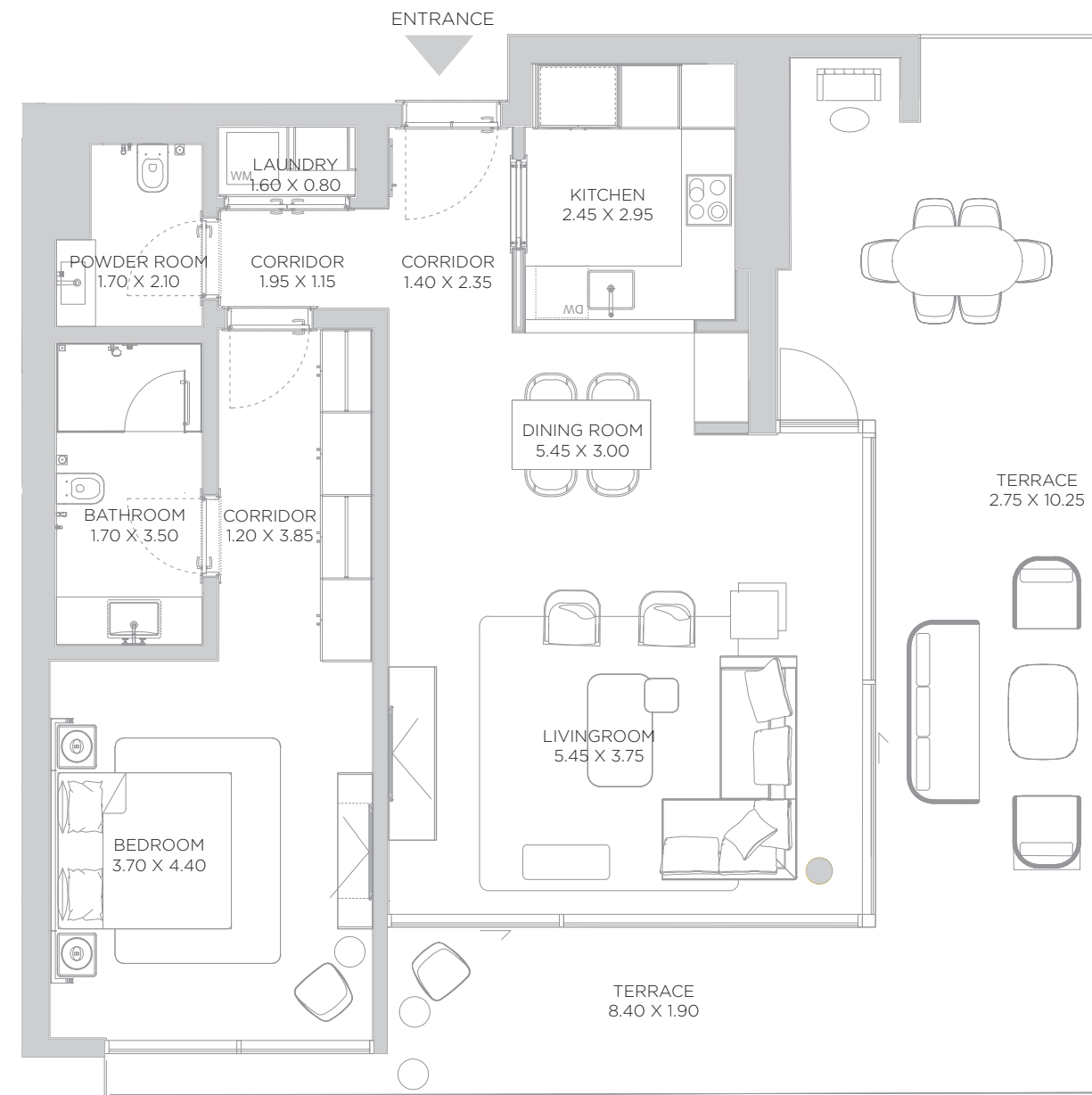
SUITE AREA	997	SQ.FT	92.62	SQ.M.
BALCONY AREA	560	SQ.FT	52.01	SQ.M.
TOTAL AREA	1,557	SQ.FT	144.63	SQ.M.

KEY PLAN

ELEVATION



EIGHTH FLOOR PLAN



DISCLAIMER: All measurements, dimensions, coordinates and drawings, given as the Floor Plans in the literature are approximate and provided only for the purpose of marketing, illustration, information and general guidance as such drawings are not to scale. All the rooms, sizes, locations, orientations, dimensions, fixtures, fittings, finishes and specifications (including materials for, placement, size of rooms, windows, doors, balcony, furniture's inbuilt wardrobe etc.) provided in the floor plans may vary as the same have been taken from concept designs prior the actual development/construction and therefore their accuracy in relation to actual construction cannot be confirmed. Hence, we make no guarantee, warranty or representation as to the accuracy and completeness of the floor plan information as changes may be made during the development process, without notice. Always refer to latest IFC design available in the sales office for the most accurate representation of all construction details.

B3

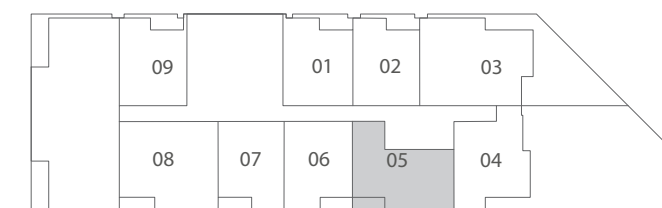
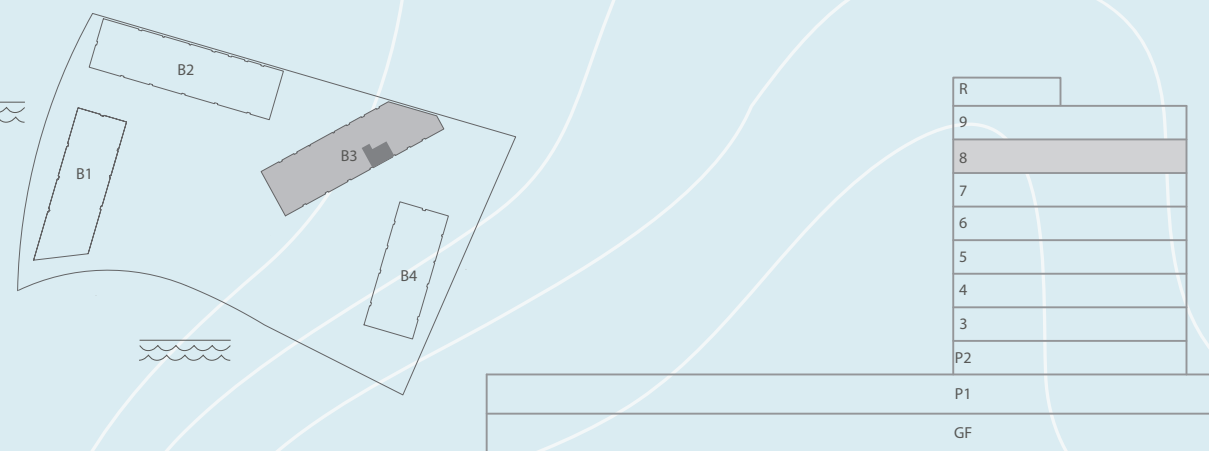
2 BEDROOM

LEVEL 08 UNIT 05

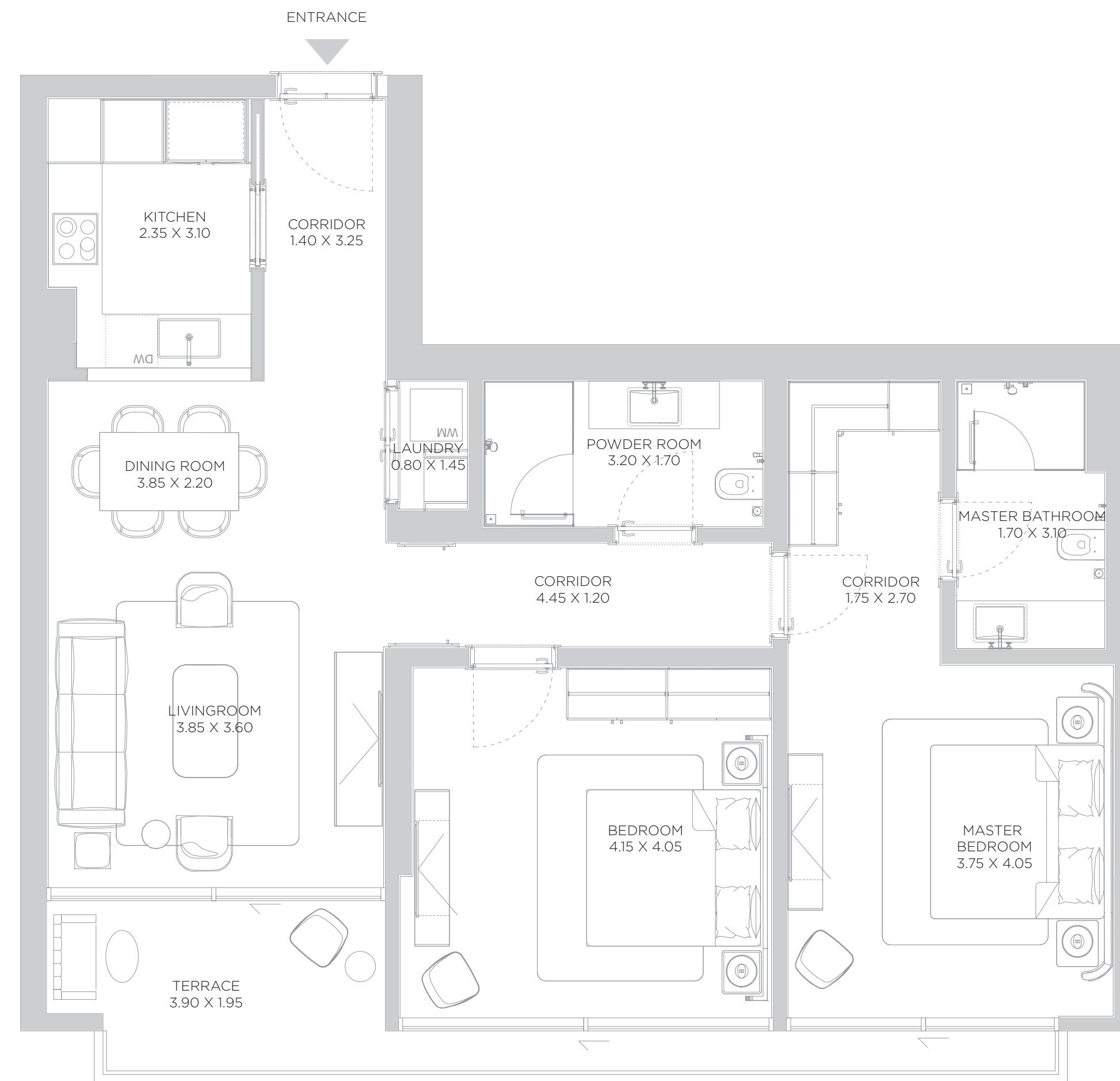
SUITE AREA	1,110	SQ.FT	103.13	SQ.M.
BALCONY AREA	126	SQ.FT	11.67	SQ.M.
TOTAL AREA	1,236	SQ.FT	114.80	SQ.M.

KEY PLAN

ELEVATION



EIGHTH FLOOR PLAN



DISCLAIMER: All measurements, dimensions, coordinates and drawings, given as the Floor Plans in the literature are approximate and provided only for the purpose of marketing, illustration, information and general guidance as such drawings are not to scale. All the rooms, sizes, locations, orientations, dimensions, fixtures, fittings, finishes and specifications (including materials for, placement, size of rooms, windows, doors, balcony, furniture's inbuilt wardrobe etc.) provided in the floor plans may vary as the same have been taken from concept designs prior the actual development/construction and therefore their accuracy in relation to actual construction cannot be confirmed. Hence, we make no guarantee, warranty or representation as to the accuracy and completeness of the floor plan information as changes may be made during the development process, without notice. Always refer to latest IFC design available in the sales office for the most accurate representation of all construction details.

B3

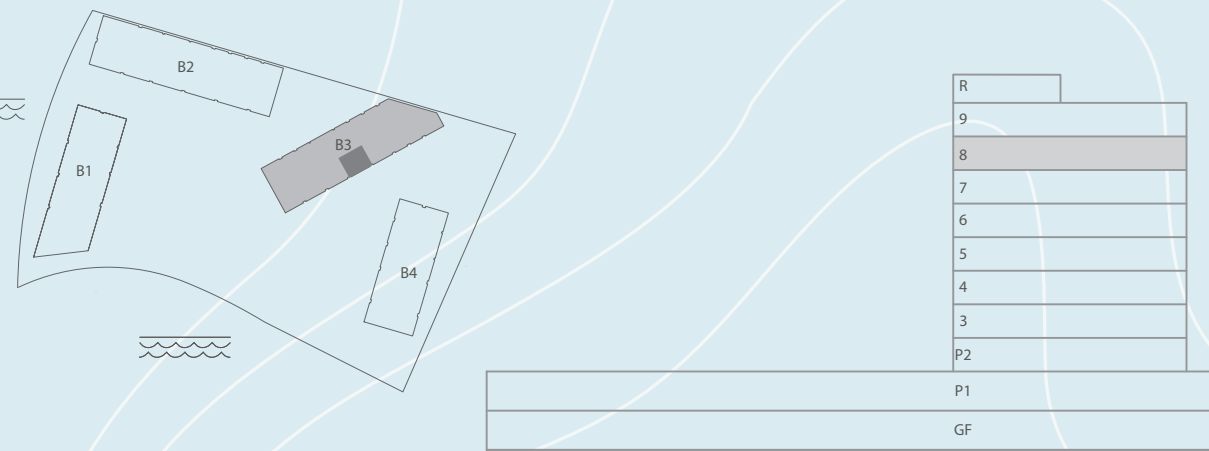
1 BEDROOM

LEVEL 08 UNIT 06

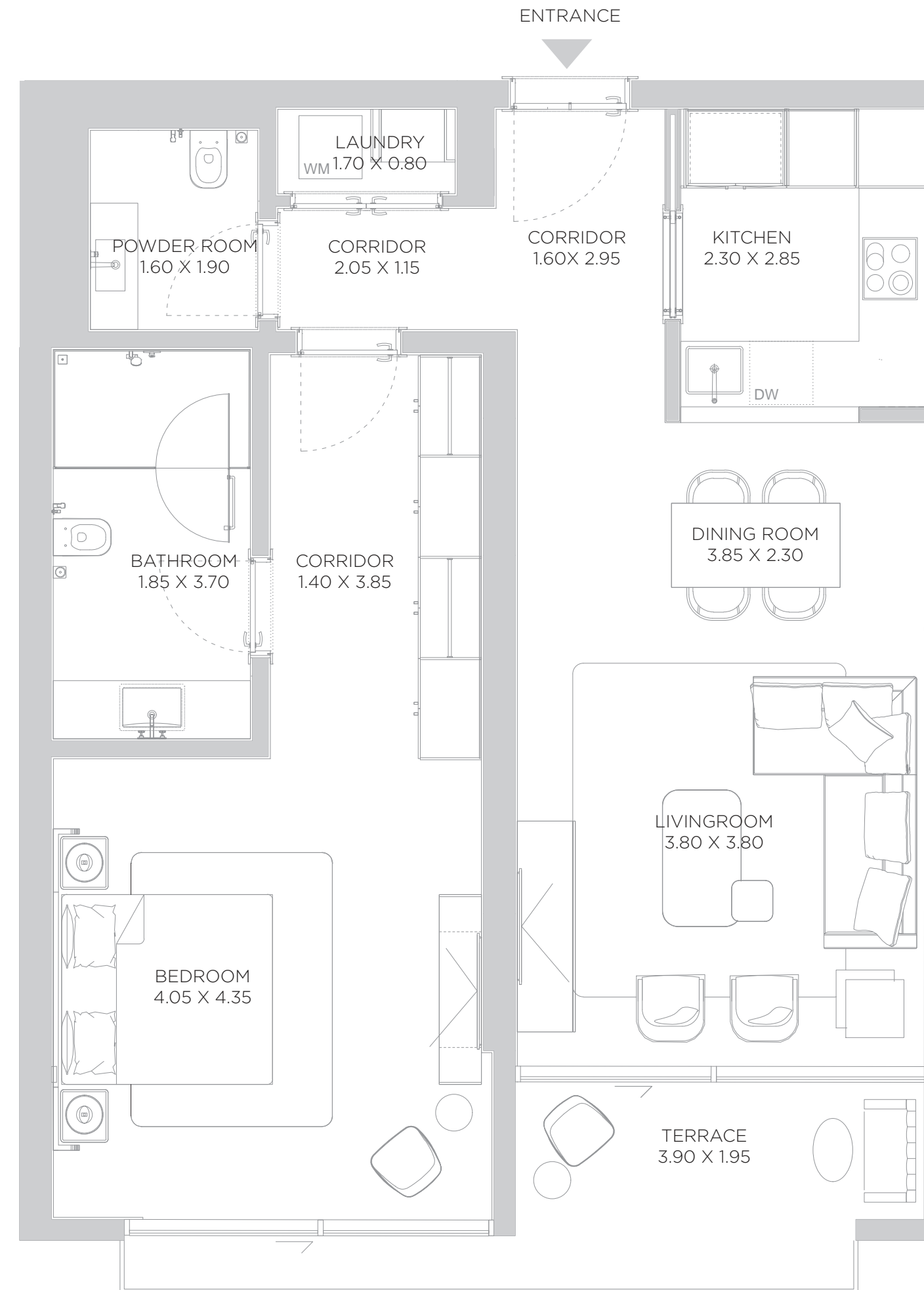
SUITE AREA	916	SQ.FT	85.12	SQ.M.
BALCONY AREA	106	SQ.FT	9.87	SQ.M.
TOTAL AREA	1,022	SQ.FT	94.99	SQ.M.

KEY PLAN

ELEVATION



EIGHTH FLOOR PLAN



DISCLAIMER: All measurements, dimensions, coordinates and drawings, given as the Floor Plans in the literature are approximate and provided only for the purpose of marketing, illustration, information and general guidance as such drawings are not to scale. All the rooms, sizes, locations, orientations, dimensions, fixtures, fittings, finishes and specifications (including materials for, placement, size of rooms, windows, doors, balcony, furniture's inbuilt wardrobe etc.) provided in the floor plans may vary as the same have been taken from concept designs prior the actual development/construction and therefore their accuracy in relation to actual construction cannot be confirmed. Hence, we make no guarantee, warranty or representation as to the accuracy and completeness of the floor plan information as changes may be made during the development process, without notice. Always refer to latest IFC design available in the sales office for the most accurate representation of all construction details.

B3

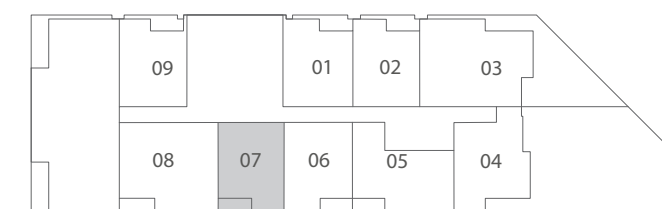
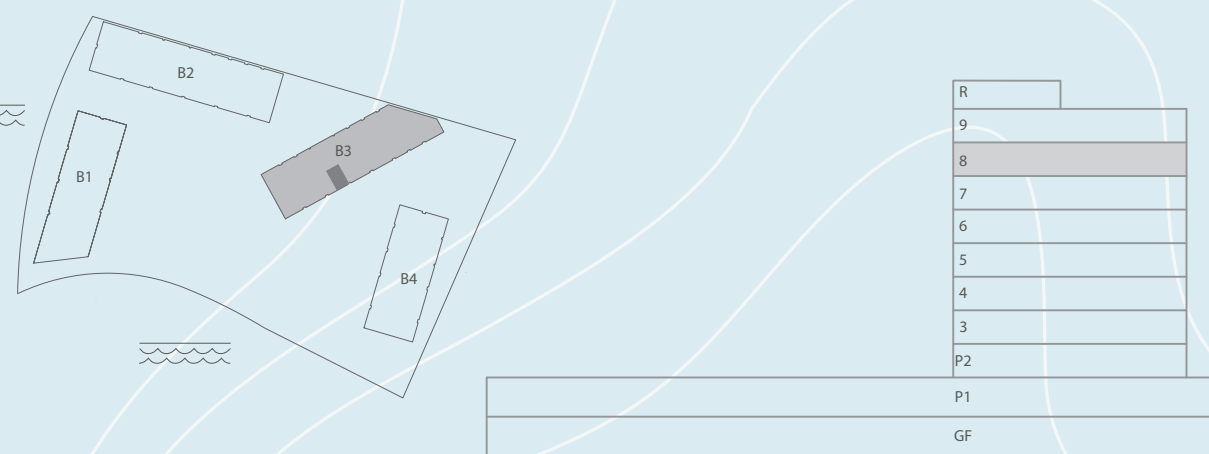
1 BEDROOM

LEVEL 08 UNIT 07

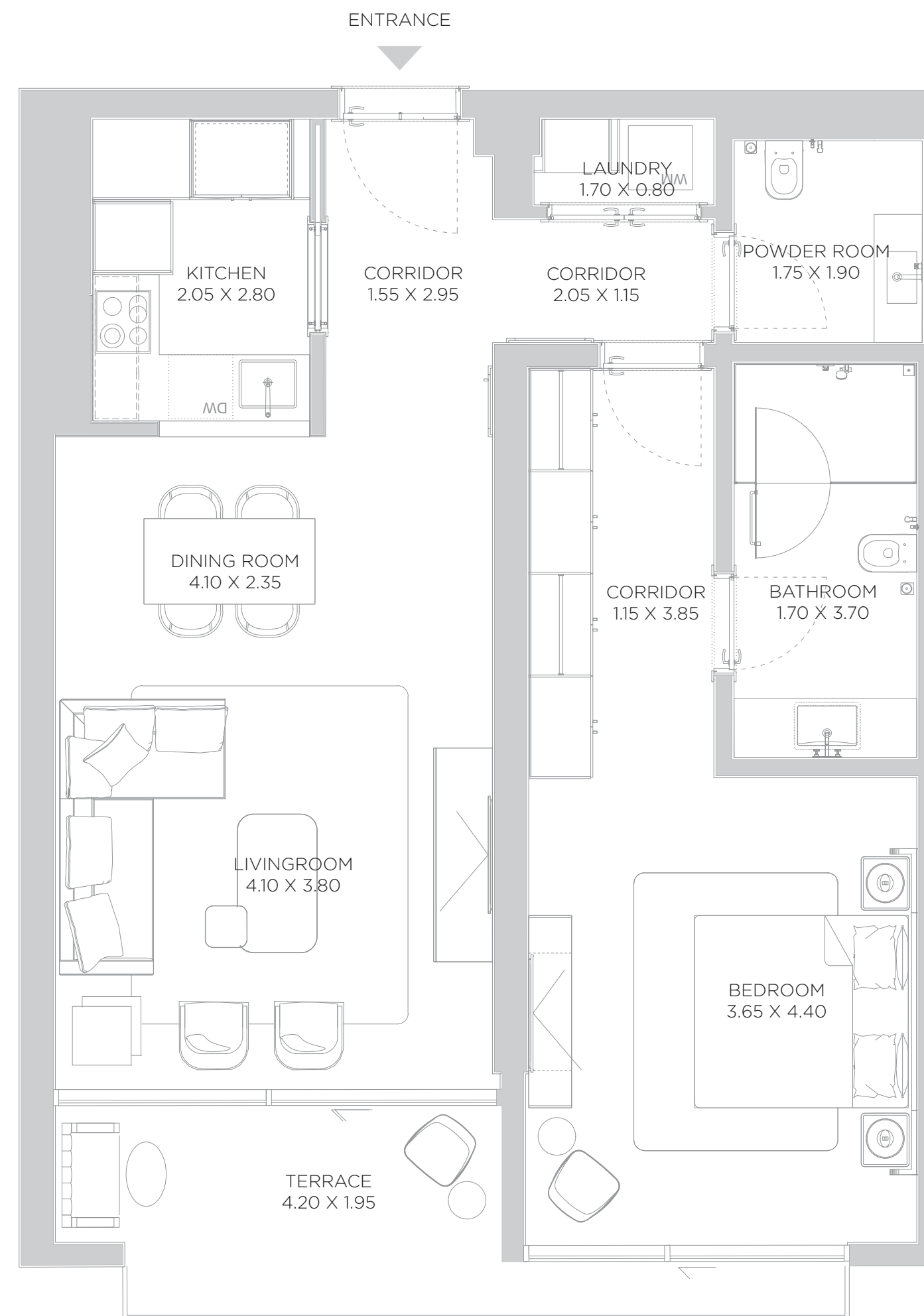
SUITE AREA	886	SQ.FT	82.34	SQ.M.
BALCONY AREA	110	SQ.FT	10.19	SQ.M.
TOTAL AREA	996	SQ.FT	92.53	SQ.M.

KEY PLAN

ELEVATION



EIGHTH FLOOR PLAN



DISCLAIMER: All measurements, dimensions, coordinates and drawings, given as the Floor Plans in the literature are approximate and provided only for the purpose of marketing, illustration, information and general guidance as such drawings are not to scale. All the rooms, sizes, locations, orientations, dimensions, fixtures, fittings, finishes and specifications (including materials for, placement, size of rooms, windows, doors, balcony, furniture's inbuilt wardrobe etc.) provided in the floor plans may vary as the same have been taken from concept designs prior the actual development/construction and therefore their accuracy in relation to actual construction cannot be confirmed. Hence, we make no guarantee, warranty or representation as to the accuracy and completeness of the floor plan information as changes may be made during the development process, without notice. Always refer to latest IFC design available in the sales office for the most accurate representation of all construction details.

B3

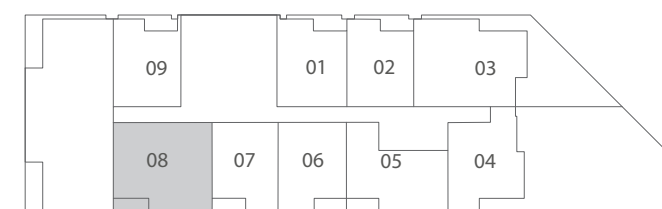
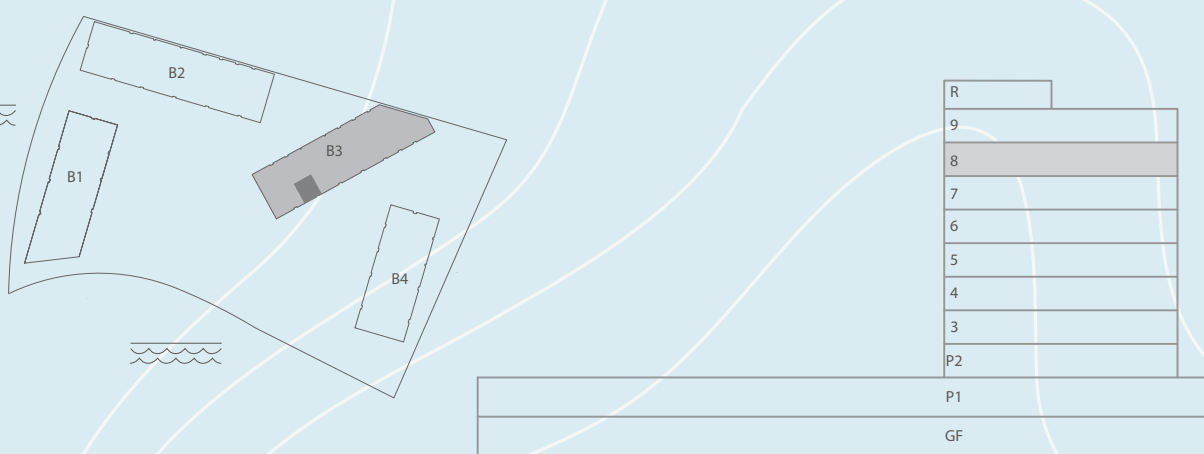
2 BEDROOM

LEVEL 08 UNIT 08

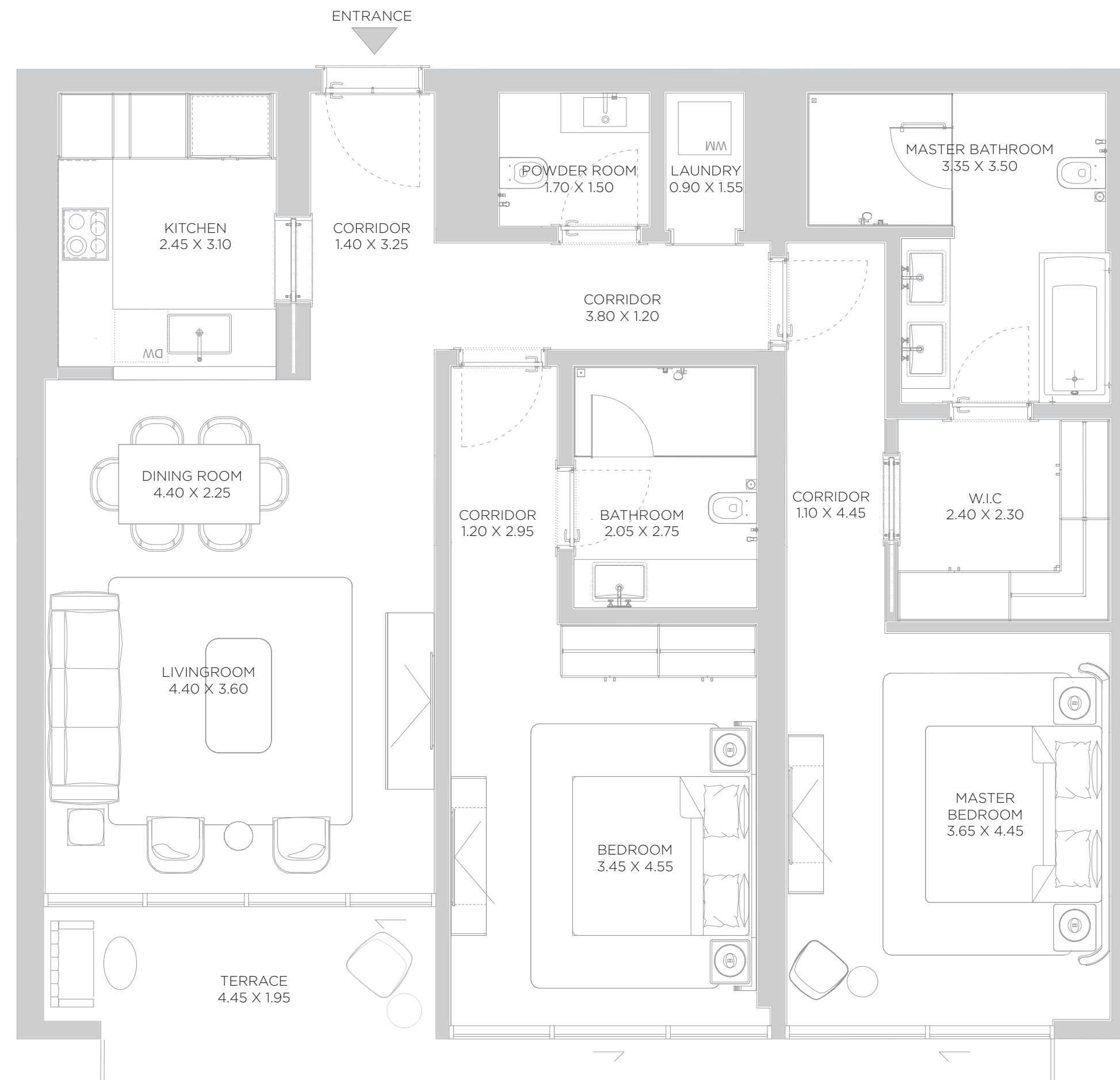
SUITE AREA	1,346	SQ.FT	125.08	SQ.M.
BALCONY AREA	135	SQ.FT	12.50	SQ.M.
TOTAL AREA	1,481	SQ.FT	137.58	SQ.M.

KEY PLAN

ELEVATION



EIGHTH FLOOR PLAN



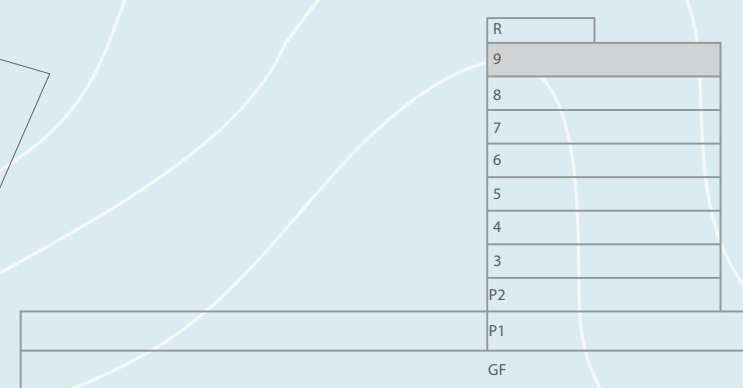
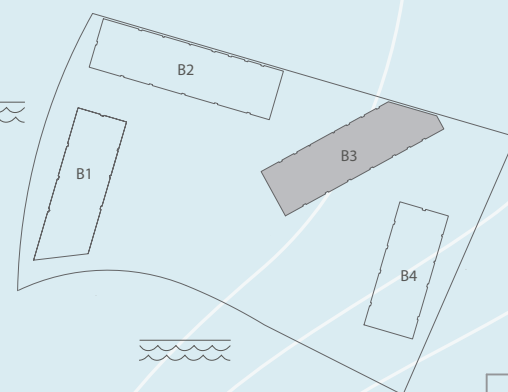
DISCLAIMER: All measurements, dimensions, coordinates and drawings, given as the Floor Plans in the literature are approximate and provided only for the purpose of marketing, illustration, information and general guidance as such drawings are not to scale. All the rooms, sizes, locations, orientations, dimensions, fixtures, fittings, finishes and specifications (including materials for, placement, size of rooms, windows, doors, balcony, furniture's inbuilt wardrobe etc.) provided in the floor plans may vary as the same have been taken from concept designs prior the actual development/construction and therefore their accuracy in relation to actual construction cannot be confirmed. Hence, we make no guarantee, warranty or representation as to the accuracy and completeness of the floor plan information as changes may be made during the development process, without notice. Always refer to latest IFC design available in the sales office for the most accurate representation of all construction details.

BEACH RESIDENCES DUBAI ISLANDS

B3 LEVEL 09

KEY PLAN

ELEVATION



DISCLAIMER: All measurements, dimensions, coordinates and drawings, given as the Floor Plans in the literature are approximate and provided only for the purpose of marketing, illustration, information and general guidance as such drawings are not to scale. All the rooms, sizes, locations, orientations, dimensions, fixtures, fittings, finishes and specifications (including materials for, placement, size of rooms, windows, doors, balcony, furniture's inbuilt wardrobe etc.) provided in the floor plans may vary as the same have been taken from concept designs prior the actual development/construction and therefore their accuracy in relation to actual construction cannot be confirmed. Hence, we make no guarantee, warranty or representation as to the accuracy and completeness of the floor plan information as changes may be made during the development process, without notice. Always refer to latest IFC design available in the sales office for the most accurate representation of all construction details.

B3

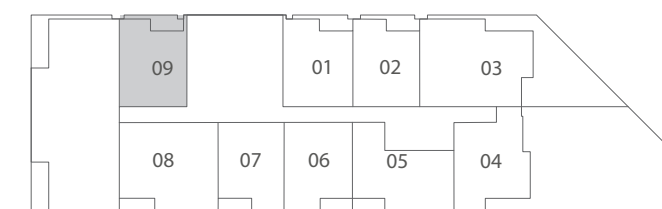
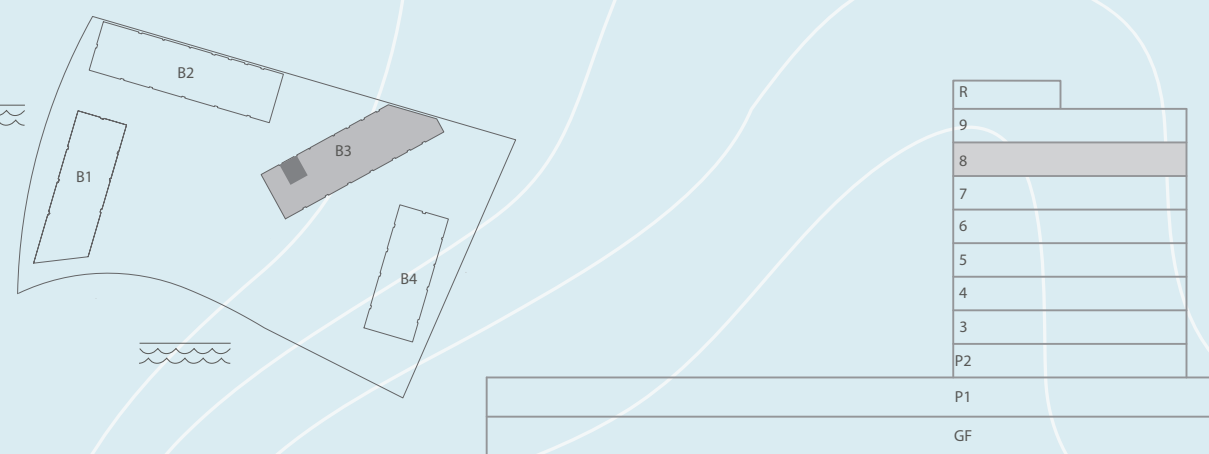
1 BEDROOM

LEVEL 08 UNIT 09

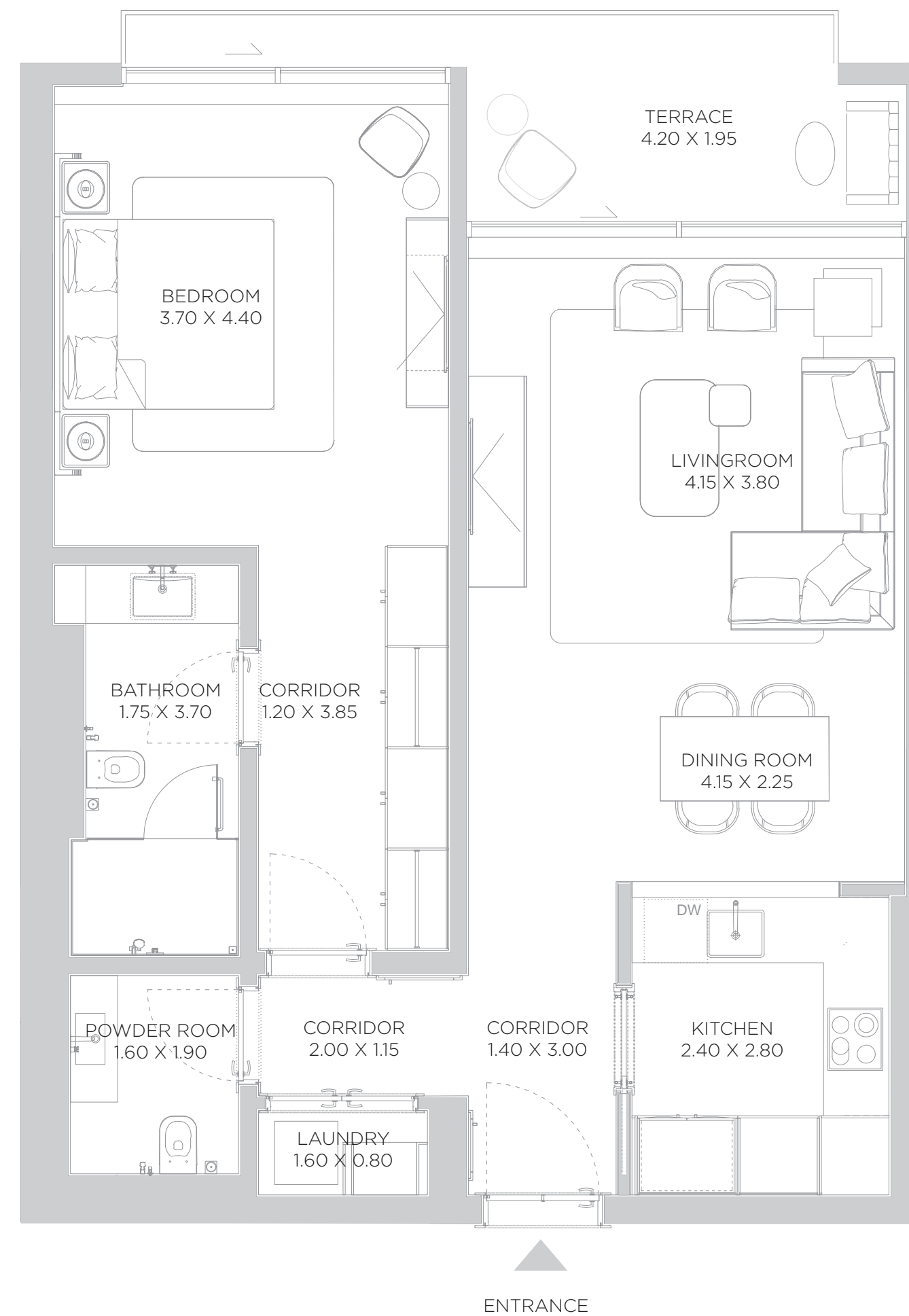
SUITE AREA	882	SQ.FT	81.98	SQ.M.
BALCONY AREA	110	SQ.FT	10.15	SQ.M.
TOTAL AREA	992	SQ.FT	92.13	SQ.M.

KEY PLAN

ELEVATION



EIGHTH FLOOR PLAN



B3

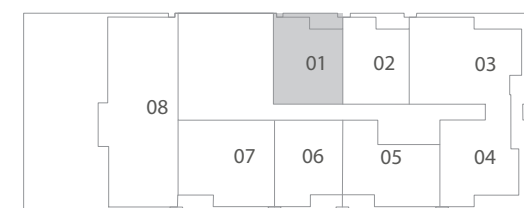
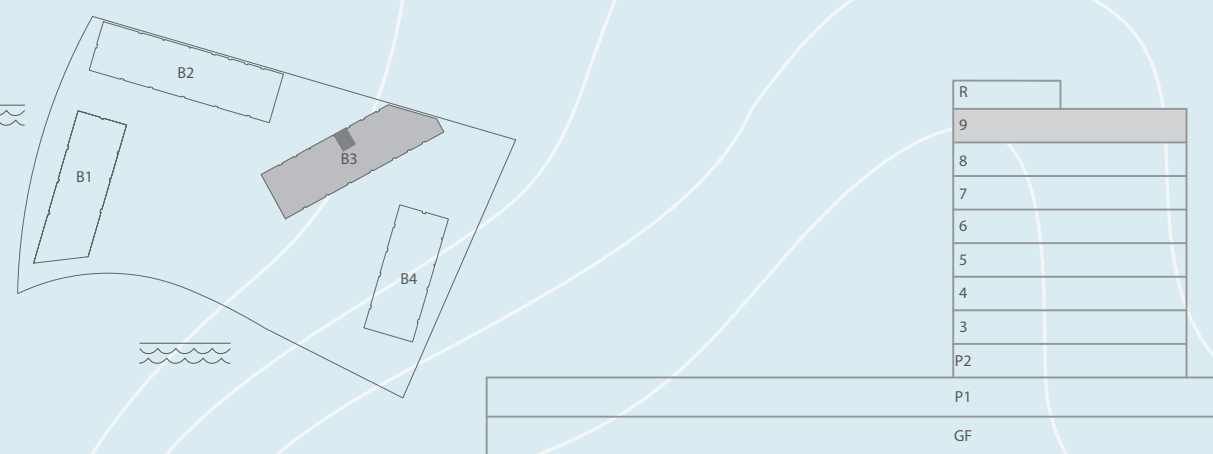
1 BEDROOM

LEVEL 09 UNIT 01

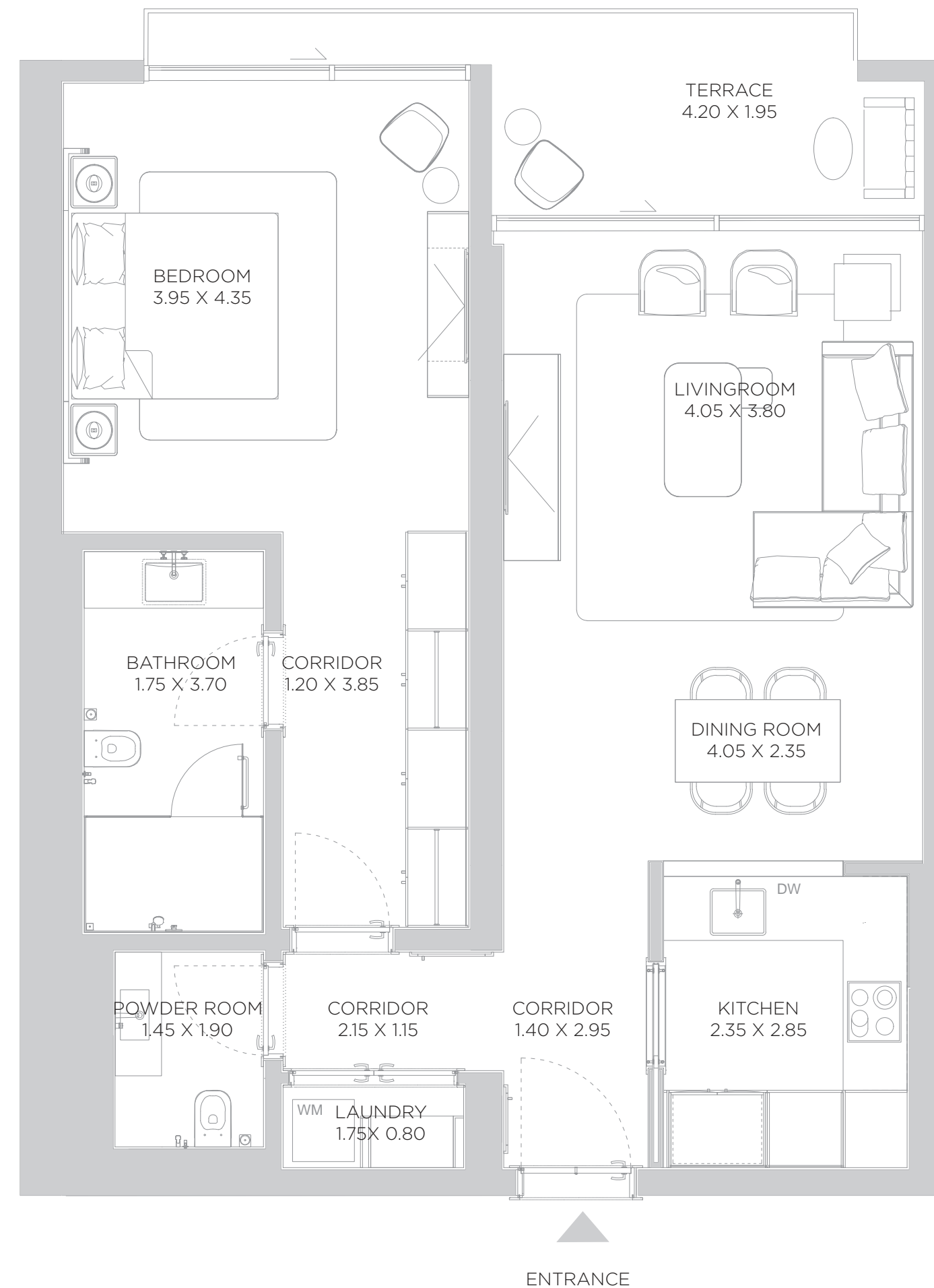
SUITE AREA	927	SQ.FT	86.08	SQ.M.
BALCONY AREA	110	SQ.FT	10.24	SQ.M.
TOTAL AREA	1,037	SQ.FT	96.32	SQ.M.

KEY PLAN

ELEVATION



NINTH FLOOR PLAN



B3

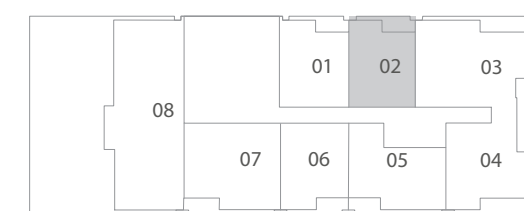
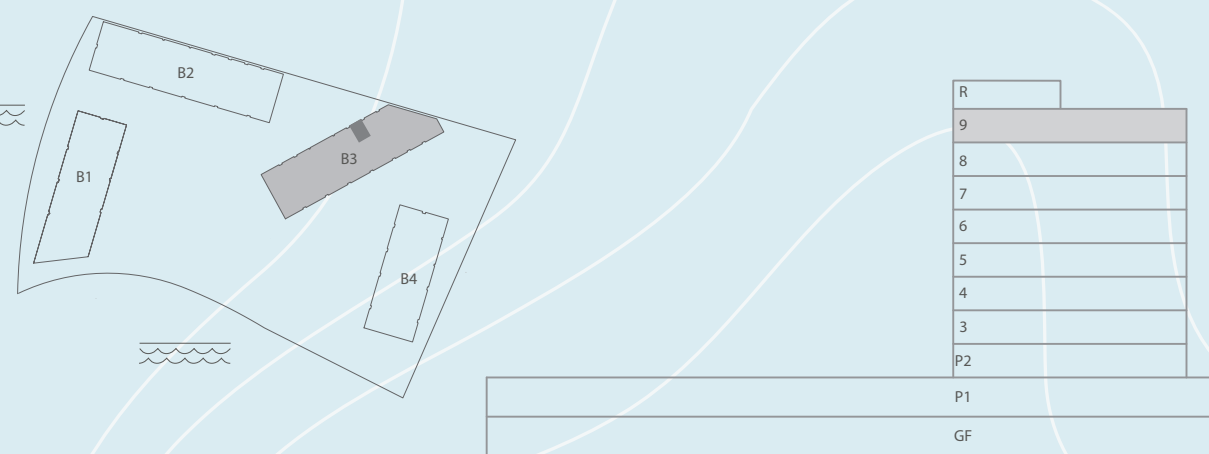
1 BEDROOM

LEVEL 09 UNIT 02

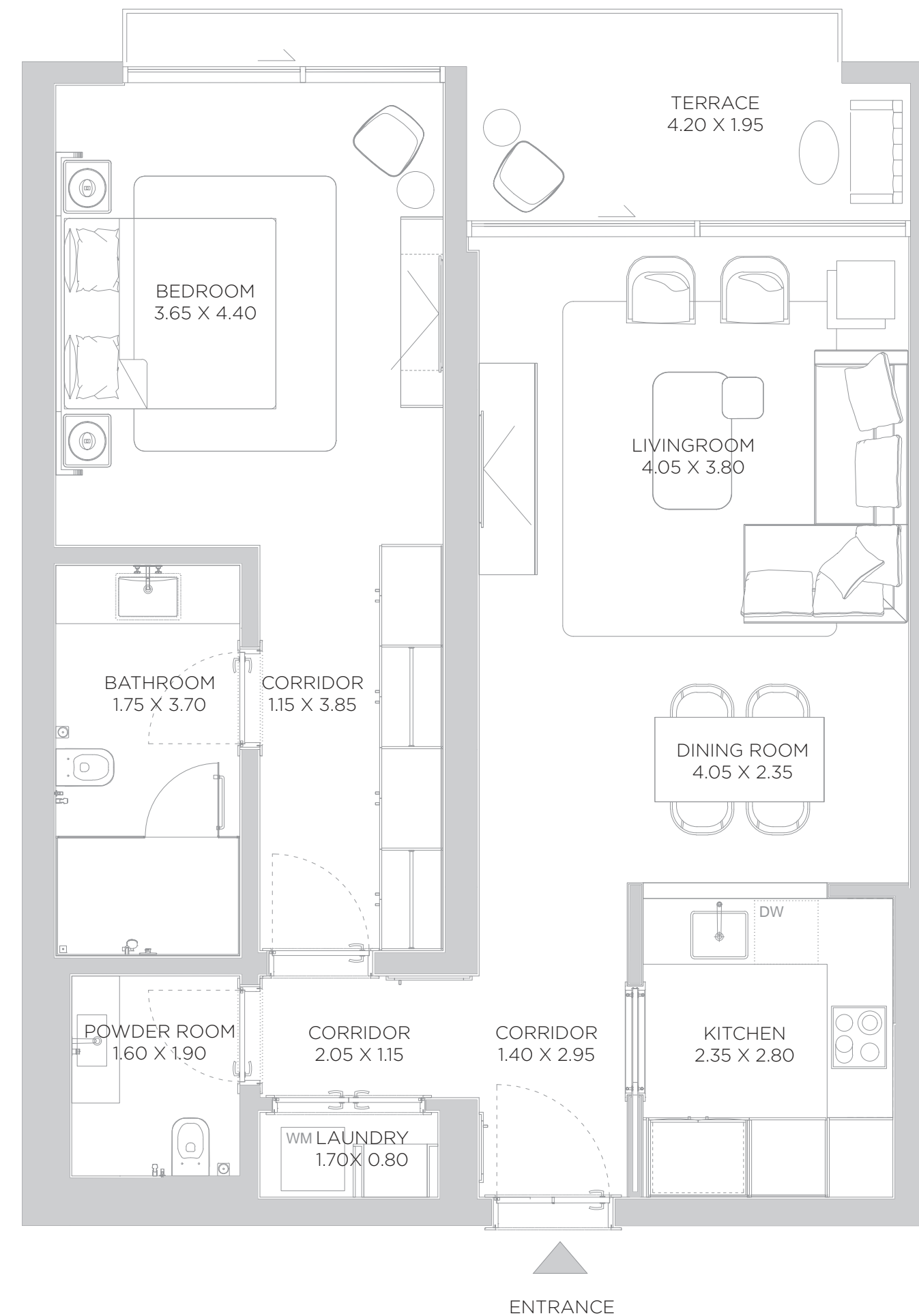
SUITE AREA	894	SQ.FT	83.09	SQ.M.
BALCONY AREA	110	SQ.FT	10.18	SQ.M.
TOTAL AREA	1,004	SQ.FT	93.27	SQ.M.

KEY PLAN

ELEVATION



NINTH FLOOR PLAN



DISCLAIMER: All measurements, dimensions, coordinates and drawings, given as the Floor Plans in the literature are approximate and provided only for the purpose of marketing, illustration, information and general guidance as such drawings are not to scale. All the rooms, sizes, locations, orientations, dimensions, fixtures, fittings, finishes and specifications (including materials for, placement, size of rooms, windows, doors, balcony, furniture's inbuilt wardrobe etc.) provided in the floor plans may vary as the same have been taken from concept designs prior the actual development/construction and therefore their accuracy in relation to actual construction cannot be confirmed. Hence, we make no guarantee, warranty or representation as to the accuracy and completeness of the floor plan information as changes may be made during the development process, without notice. Always refer to latest IFC design available in the sales office for the most accurate representation of all construction details.

B3

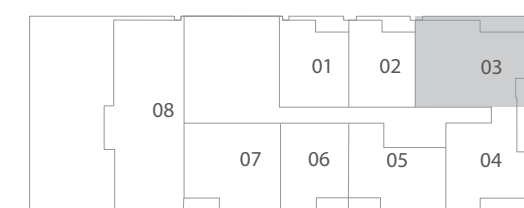
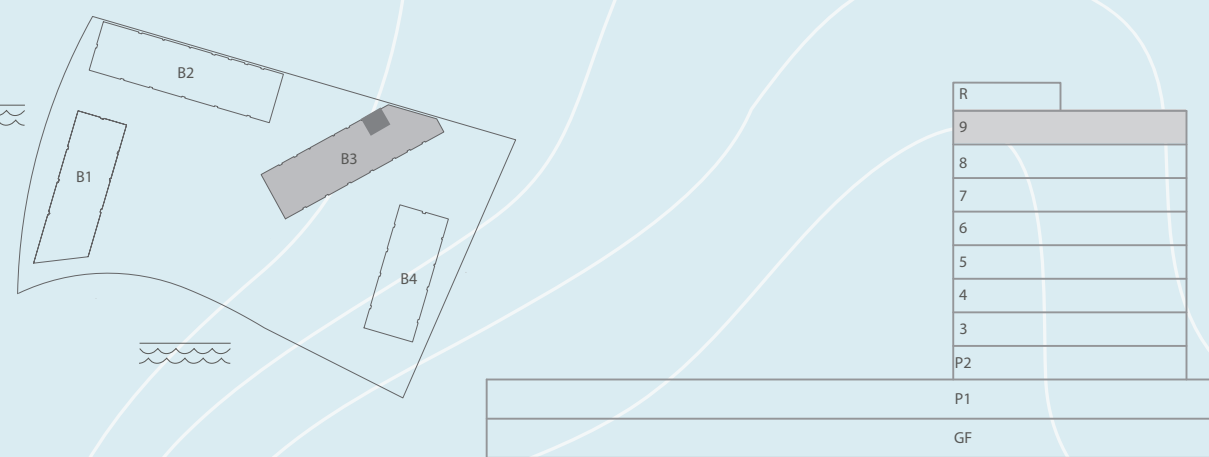
2 BEDROOM

LEVEL 09 UNIT 03

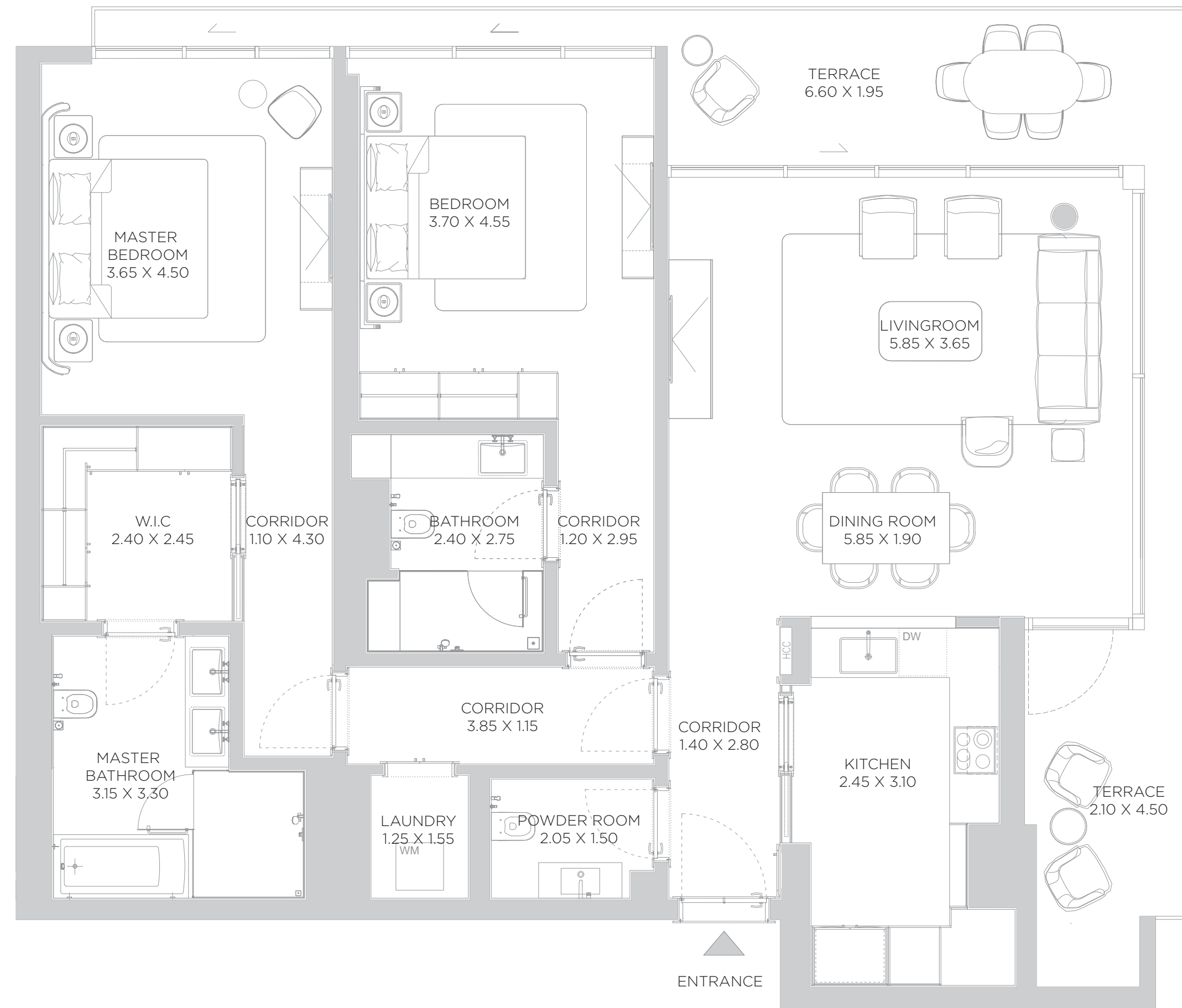
SUITE AREA	1,489	SQ.FT	138.33	SQ.M.
BALCONY AREA	327	SQ.FT	30.42	SQ.M.
TOTAL AREA	1,816	SQ.FT	168.75	SQ.M.

KEY PLAN

ELEVATION



NINTH FLOOR PLAN



B3

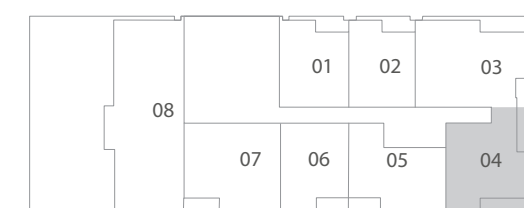
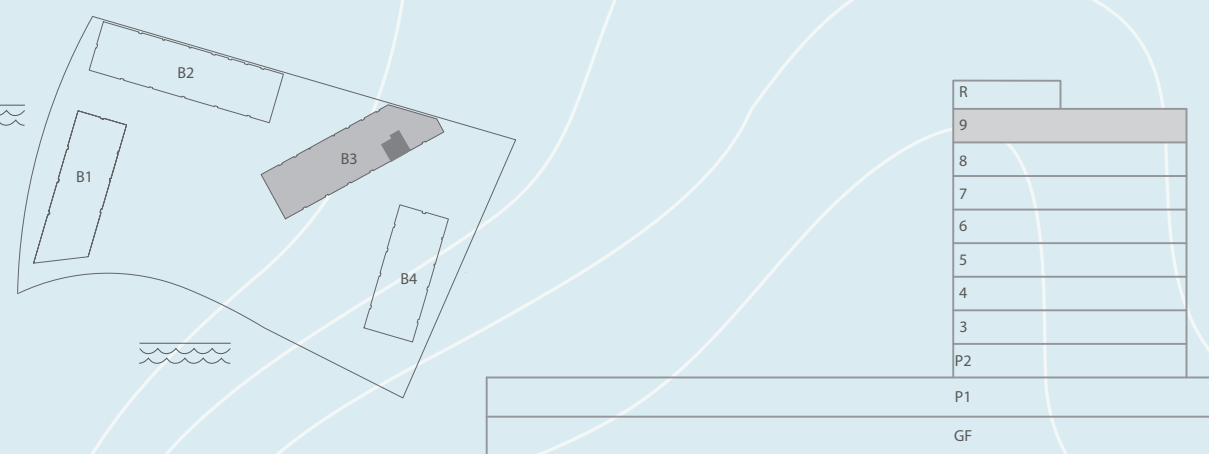
1 BEDROOM

LEVEL 09 UNIT 04

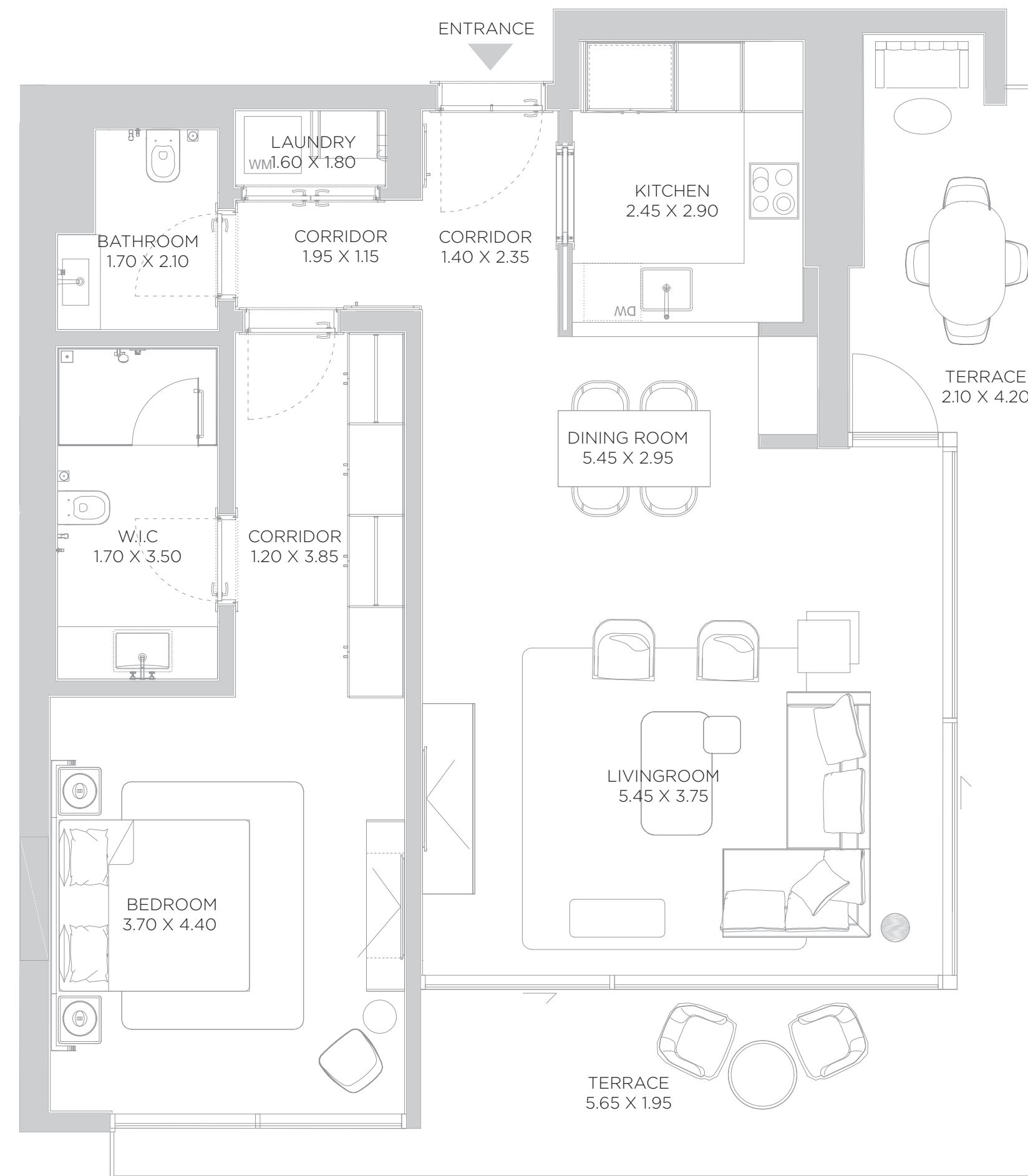
SUITE AREA	1,009	SQ.FT	93.75	SQ.M.
BALCONY AREA	326	SQ.FT	30.31	SQ.M.
TOTAL AREA	1,335	SQ.FT	124.06	SQ.M.

KEY PLAN

ELEVATION



NINTH FLOOR PLAN



DISCLAIMER: All measurements, dimensions, coordinates and drawings, given as the Floor Plans in the literature are approximate and provided only for the purpose of marketing, illustration, information and general guidance as such drawings are not to scale. All the rooms, sizes, locations, orientations, dimensions, fixtures, fittings, finishes and specifications (including materials for, placement, size of rooms, windows, doors, balcony, furniture's inbuilt wardrobe etc.) provided in the floor plans may vary as the same have been taken from concept designs prior the actual development/construction and therefore their accuracy in relation to actual construction cannot be confirmed. Hence, we make no guarantee, warranty or representation as to the accuracy and completeness of the floor plan information as changes may be made during the development process, without notice. Always refer to latest IFC design available in the sales office for the most accurate representation of all construction details.

B3

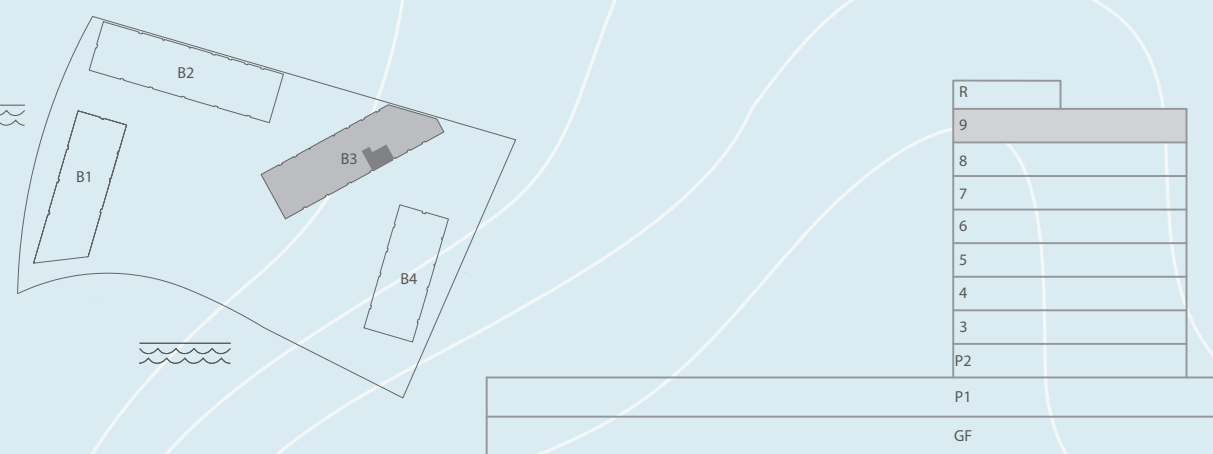
2 BEDROOM

LEVEL 09 UNIT 05

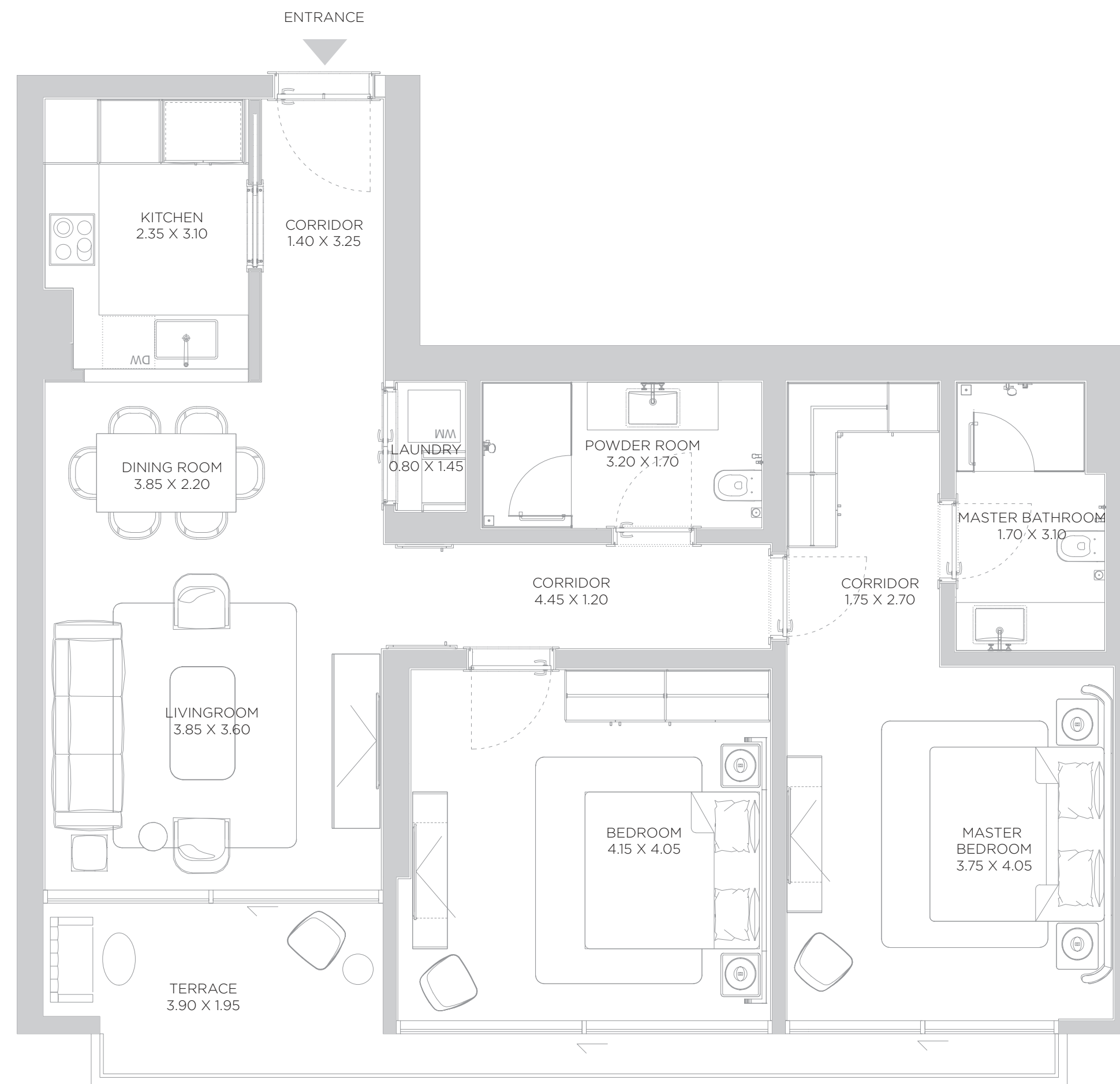
SUITE AREA	1,110	SQ.FT	103.13	SQ.M.
BALCONY AREA	126	SQ.FT	11.67	SQ.M.
TOTAL AREA	1,236	SQ.FT	114.80	SQ.M.

KEY PLAN

ELEVATION



NINTH FLOOR PLAN



DISCLAIMER: All measurements, dimensions, coordinates and drawings, given as the Floor Plans in the literature are approximate and provided only for the purpose of marketing, illustration, information and general guidance as such drawings are not to scale. All the rooms, sizes, locations, orientations, dimensions, fixtures, fittings, finishes and specifications (including materials for, placement, size of rooms, windows, doors, balcony, furniture's inbuilt wardrobe etc.) provided in the floor plans may vary as the same have been taken from concept designs prior the actual development/construction and therefore their accuracy in relation to actual construction cannot be confirmed. Hence, we make no guarantee, warranty or representation as to the accuracy and completeness of the floor plan information as changes may be made during the development process, without notice. Always refer to latest IFC design available in the sales office for the most accurate representation of all construction details.

B3

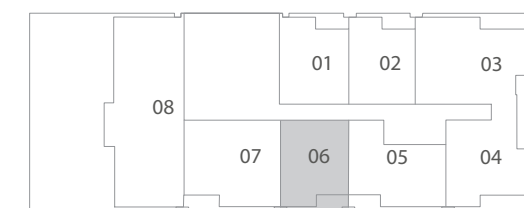
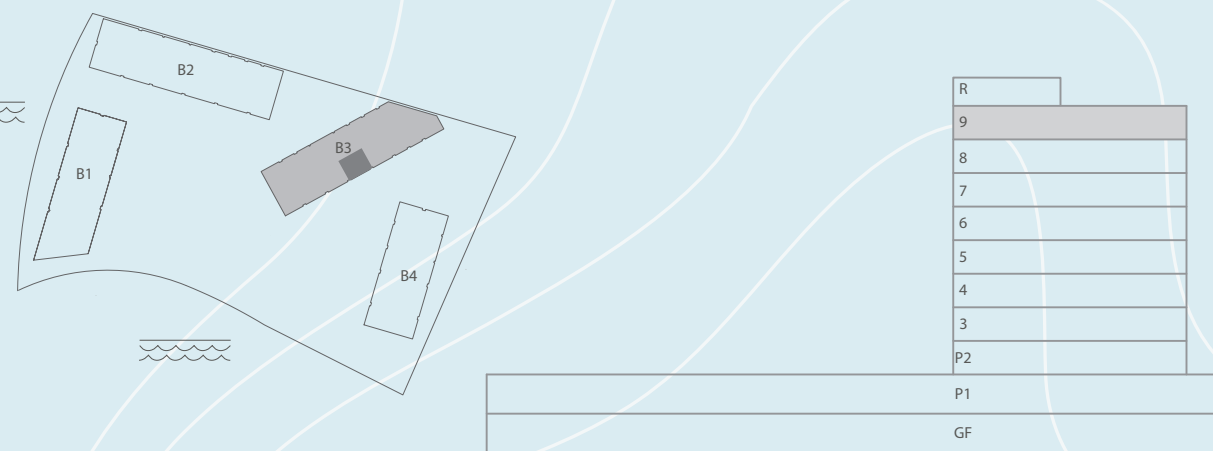
1 BEDROOM

LEVEL 09 UNIT 06

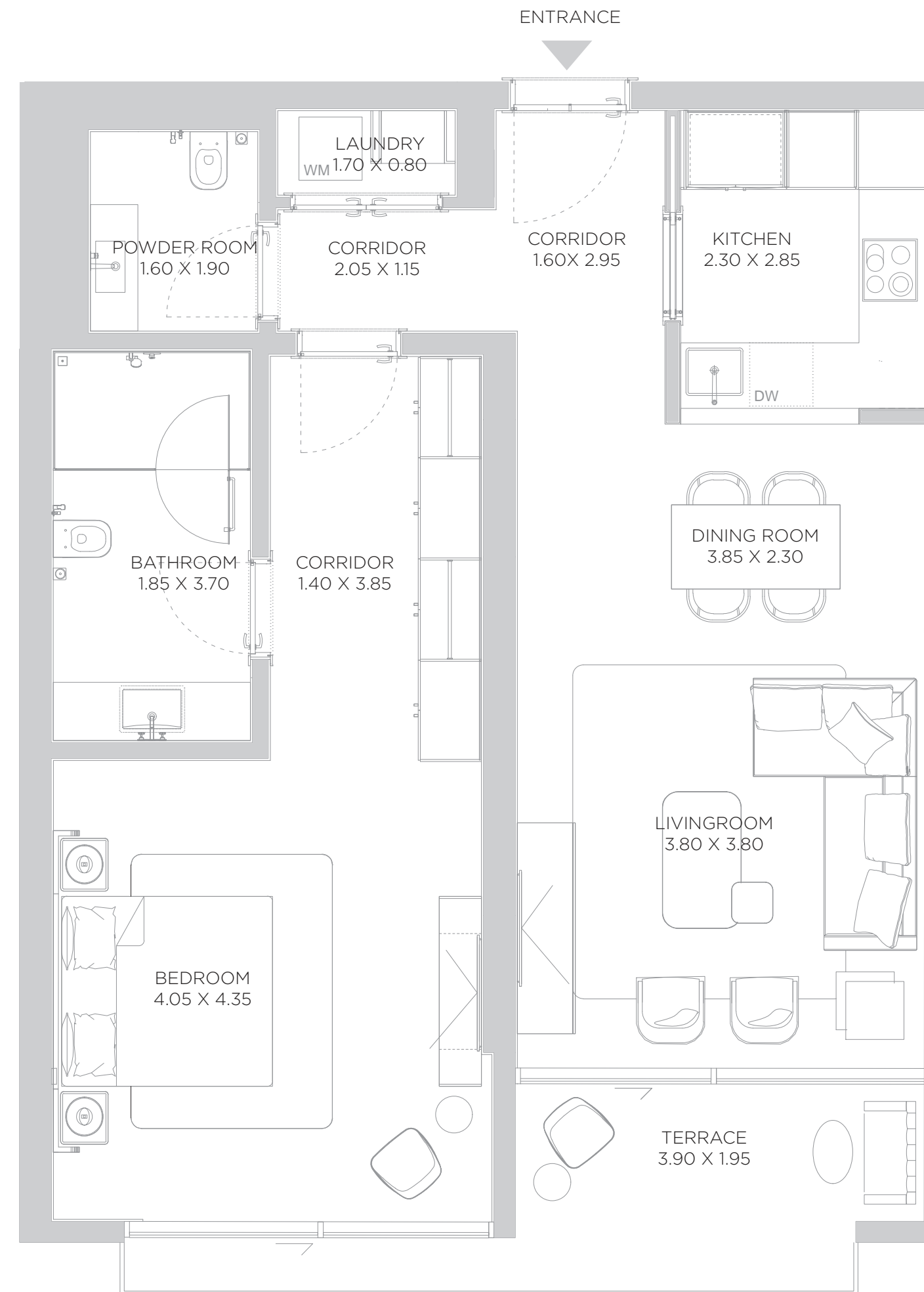
SUITE AREA	917	SQ.FT	85.15	SQ.M.
BALCONY AREA	106	SQ.FT	9.86	SQ.M.
TOTAL AREA	1,023	SQ.FT	95.01	SQ.M.

KEY PLAN

ELEVATION



NINTH FLOOR PLAN



DISCLAIMER: All measurements, dimensions, coordinates and drawings, given as the Floor Plans in the literature are approximate and provided only for the purpose of marketing, illustration, information and general guidance as such drawings are not to scale. All the rooms, sizes, locations, orientations, dimensions, fixtures, fittings, finishes and specifications (including materials for, placement, size of rooms, windows, doors, balcony, furniture's inbuilt wardrobe etc.) provided in the floor plans may vary as the same have been taken from concept designs prior to the actual development/construction and therefore their accuracy in relation to actual construction cannot be confirmed. Hence, we make no guarantee, warranty or representation as to the accuracy and completeness of the floor plan information as changes may be made during the development process, without notice. Always refer to latest IFC design available in the sales office for the most accurate representation of all construction details.

B3

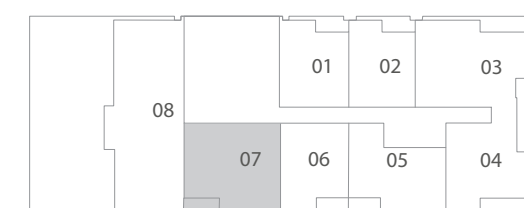
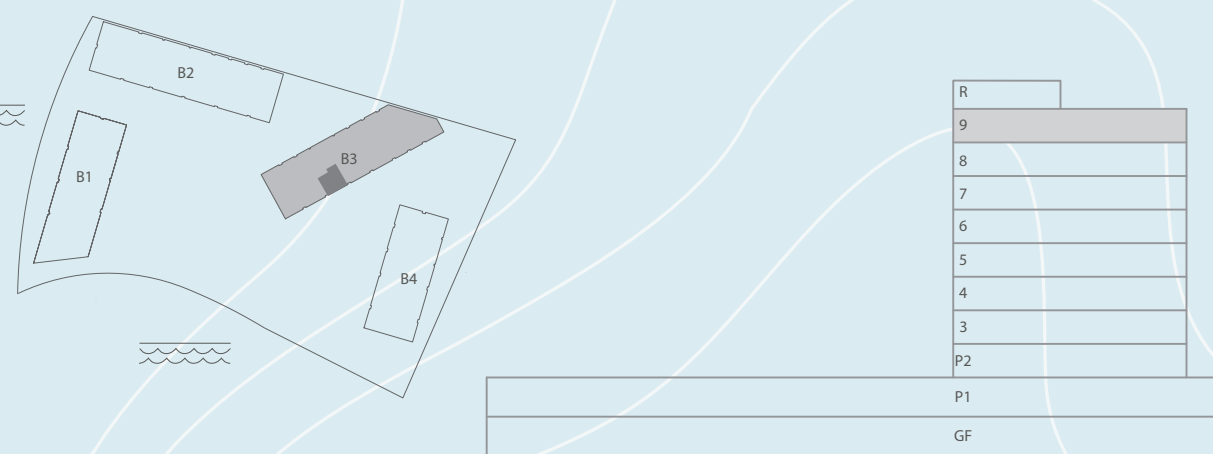
2 BEDROOM

LEVEL 09 UNIT 07

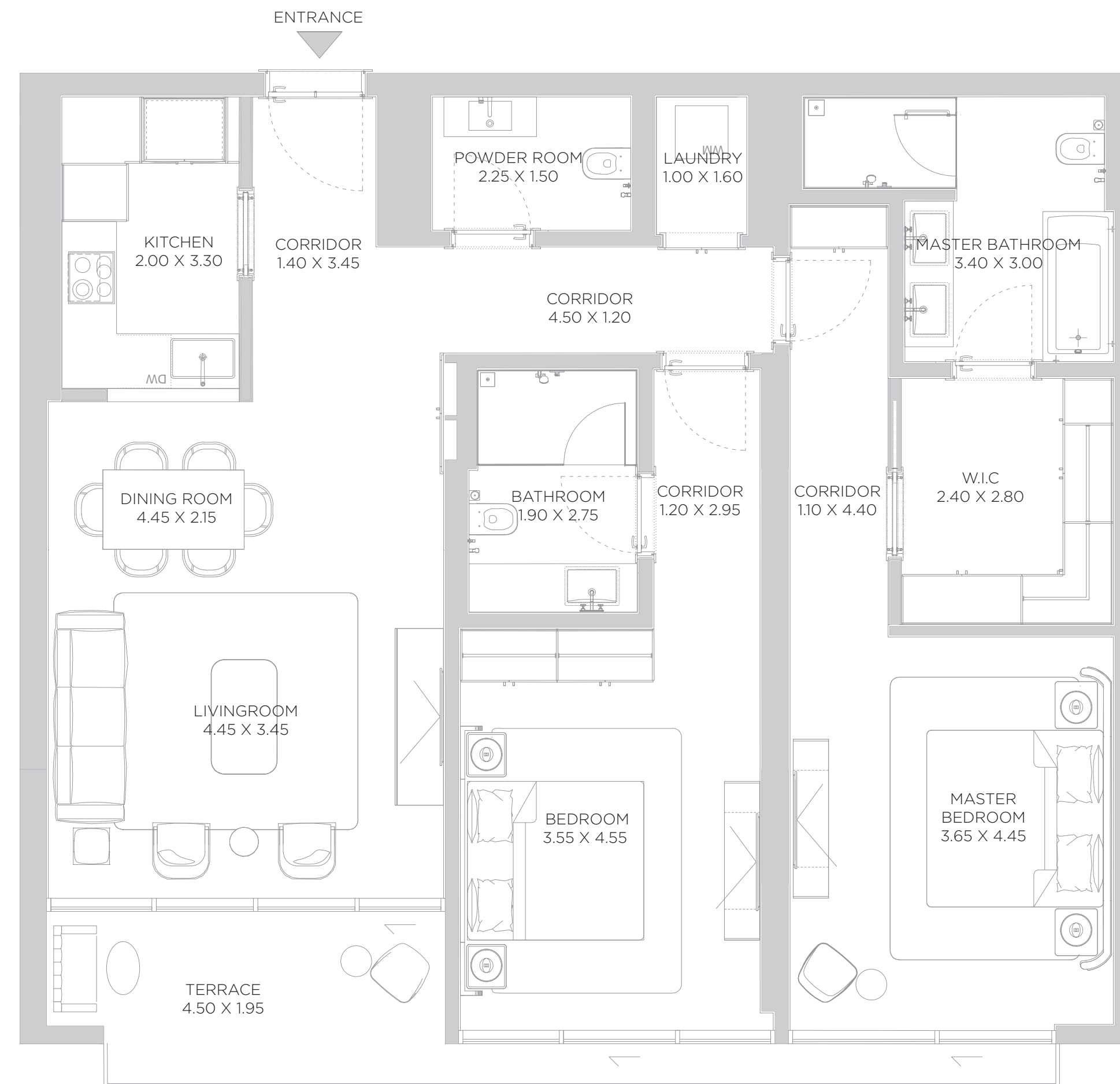
SUITE AREA	1,353	SQ.FT	125.7	SQ.M.
BALCONY AREA	134	SQ.FT	12.41	SQ.M.
TOTAL AREA	1,487	SQ.FT	138.11	SQ.M.

KEY PLAN

ELEVATION



NINTH FLOOR PLAN



B3

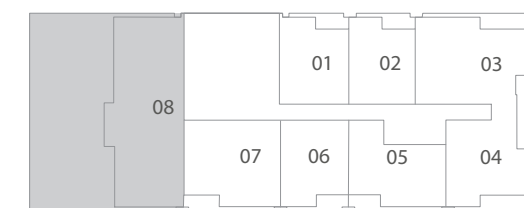
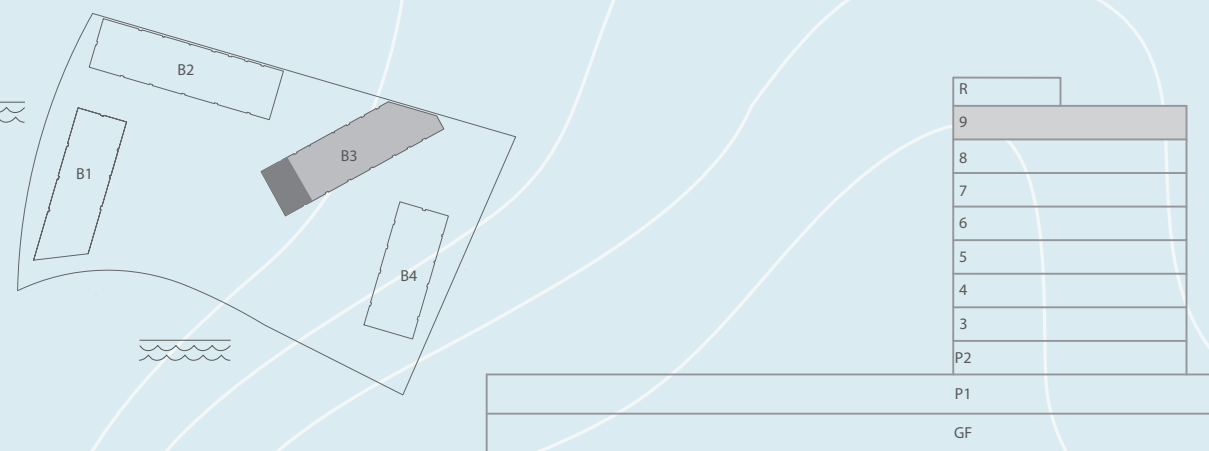
3 BEDROOM

LEVEL 09 UNIT 08

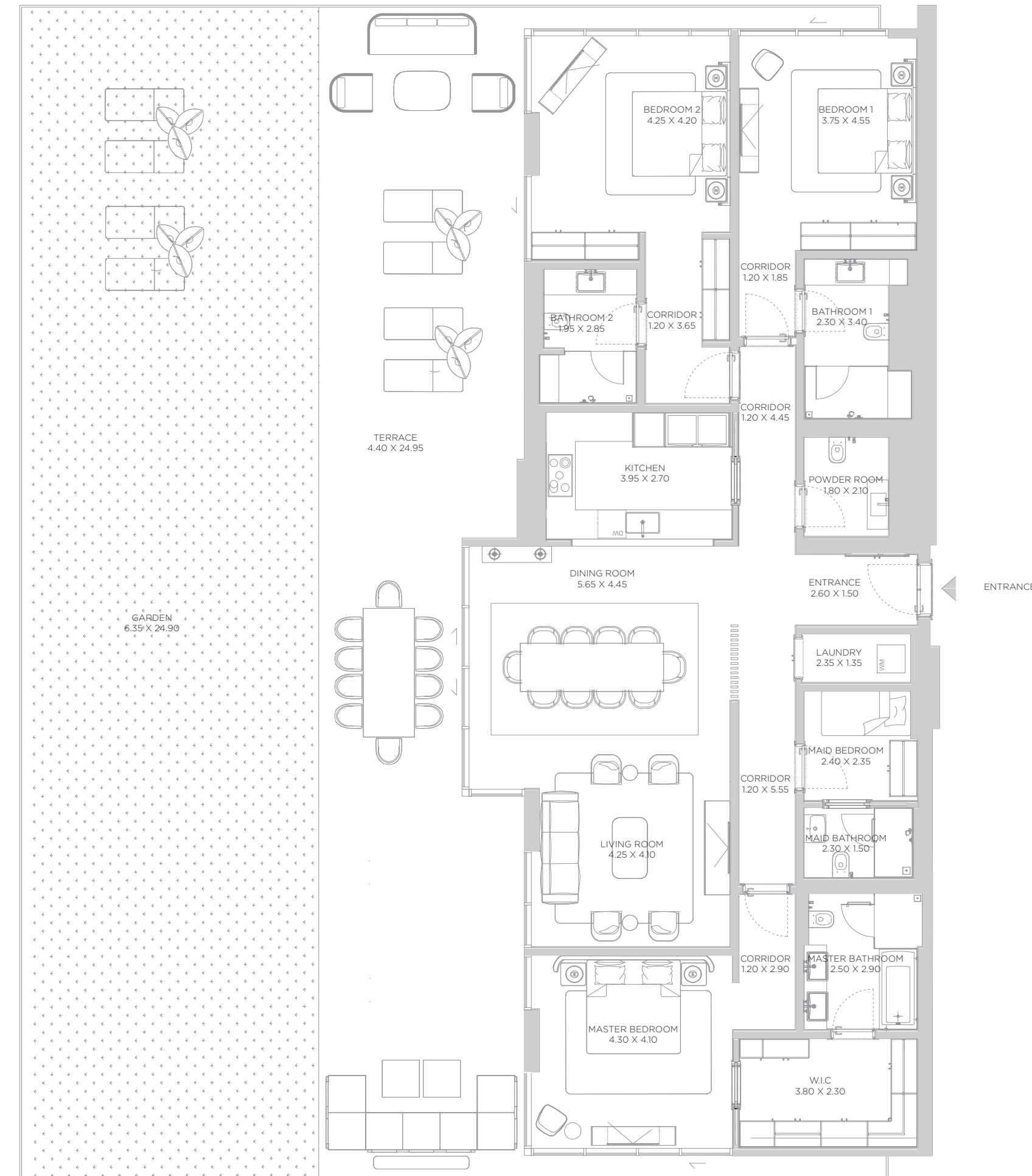
SUITE AREA	2,236	SQ.FT	207.7	SQ.M.
BALCONY AREA	2,902	SQ.FT	269.65	SQ.M.
TOTAL AREA	5,138	SQ.FT	477.35	SQ.M.

KEY PLAN

ELEVATION



NINTH FLOOR PLAN



DISCLAIMER: All measurements, dimensions, coordinates and drawings, given as the Floor Plans in the literature are approximate and provided only for the purpose of marketing, illustration, information and general guidance as such drawings are not to scale. All the rooms, sizes, locations, orientations, dimensions, fixtures, fittings, finishes and specifications (including materials for, placement, size of rooms, windows, doors, balcony, furniture's inbuilt wardrobe etc.) provided in the floor plans may vary as the same have been taken from concept designs prior the actual development/construction and therefore their accuracy in relation to actual construction cannot be confirmed. Hence, we make no guarantee, warranty or representation as to the accuracy and completeness of the floor plan information as changes may be made during the development process, without notice. Always refer to latest IFC design available in the sales office for the most accurate representation of all construction details.

RIXOS

DUBAI ISLANDS
HOTEL & RESIDENCES

NAKHEEL

RIXOSDUBAIISLANDSRESIDENCES.COM

800 NAKHEEL
NAKHEEL.COM

This publication is for illustrative purposes only. Some of the images shown in the document were developed with computer graphics technology (photorealistic rendering), with reference to details of the façade and elevations, common areas, private areas and interiors of the apartments, for the sole purpose of presenting a plan for future realization and/or the various, potential solutions following user customization. All furniture and art are represented for marketing and rendering purposes only. For this reason, all information, descriptions and images are purely indicative and subject to change. This document has no contractual value and is not binding on the investment company that owns the rights and information reported. The reproduction and the partial use of texts and images is forbidden without prior authorization Rixos Residences Dubai Islands ("Project") is not owned, developed, or sold by Rixos Consultancy FZE or its affiliates. Nakheel PJSC ("Licensee"), is independently owned and operated and is solely responsible for the ownership, development, and operation of the Project. Licensee uses the "Rixos" brand and certain "Rixos" trademarks pursuant to a limited, non-exclusive, non-transferable and non-sublicensable license from Rixos Consultancy FZE. Under certain circumstances, the license may be terminated or revoked according to its terms in which case neither the individual residential units ("Units") nor any part of the Project will be identified as a "Rixos" branded project or have any rights to use the "Rixos" trademarks. Rixos Consultancy FZE does not make any representations or guarantees with respect to the Units or the Project and is not responsible for Licensee's marketing practices, advertising, and sales representations.